DOKUMENTACJA TECHNICZNO RUCHOWA

M E R A 4 0 0

3. PAKIETY I SCHEMATY IDEOWE

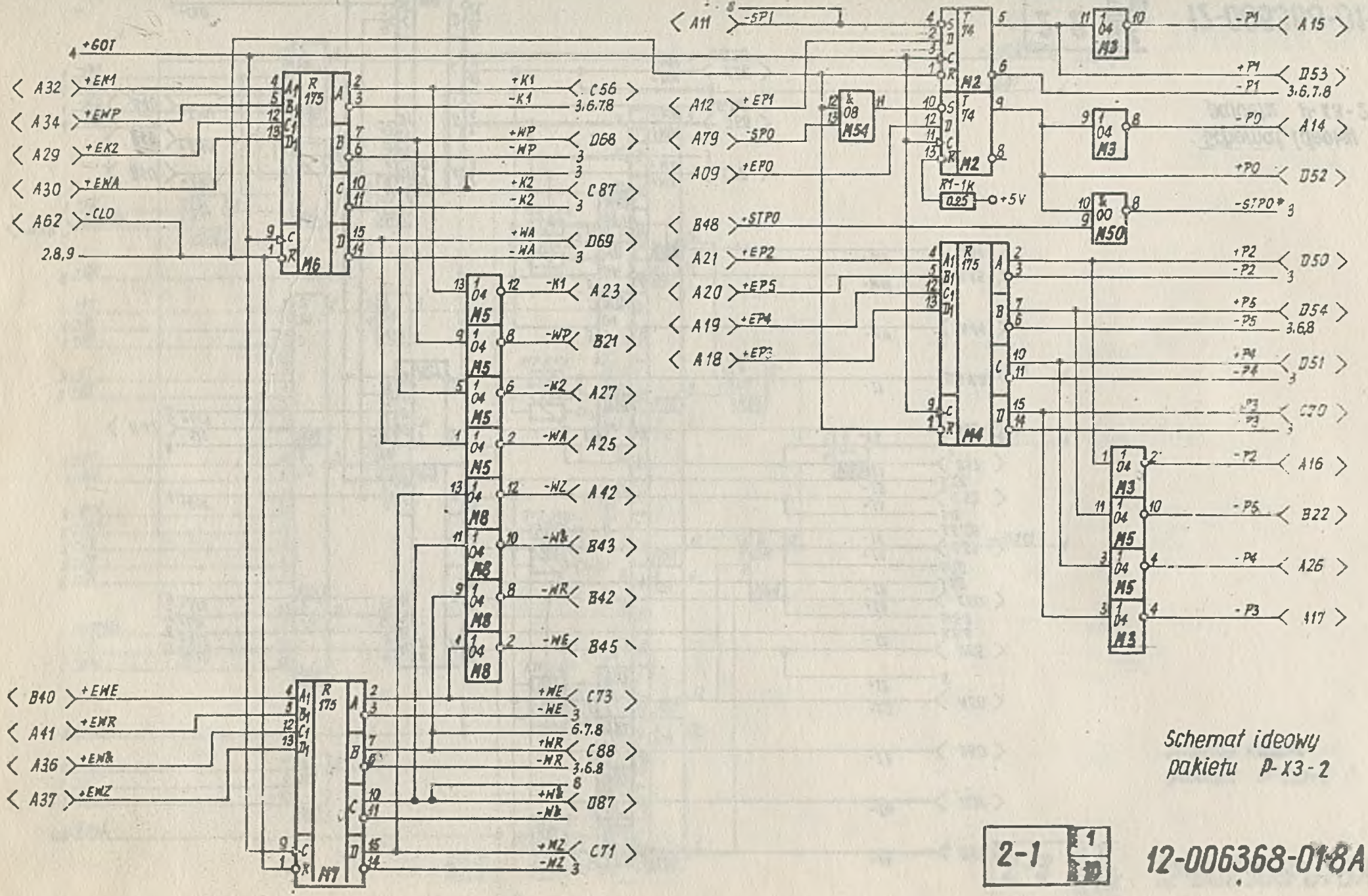

Schemat ideowy
pakietu P-X3-2

2-1 1

12-006368-018A

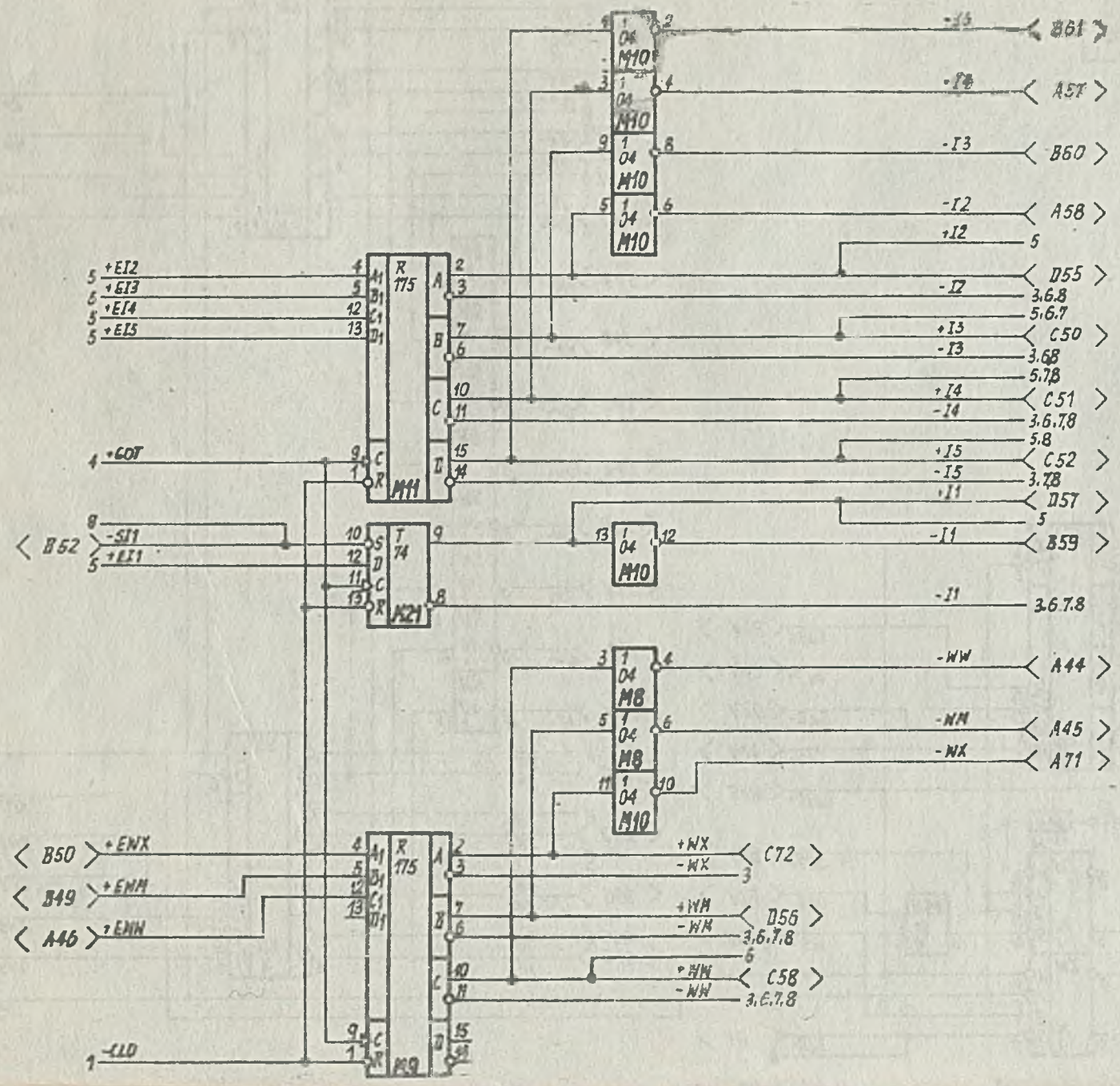

Schemat ideowy
pakietu P-X3-2

2-2 | Ark. 2 | Arkuszy 10

12-006368-01-8A

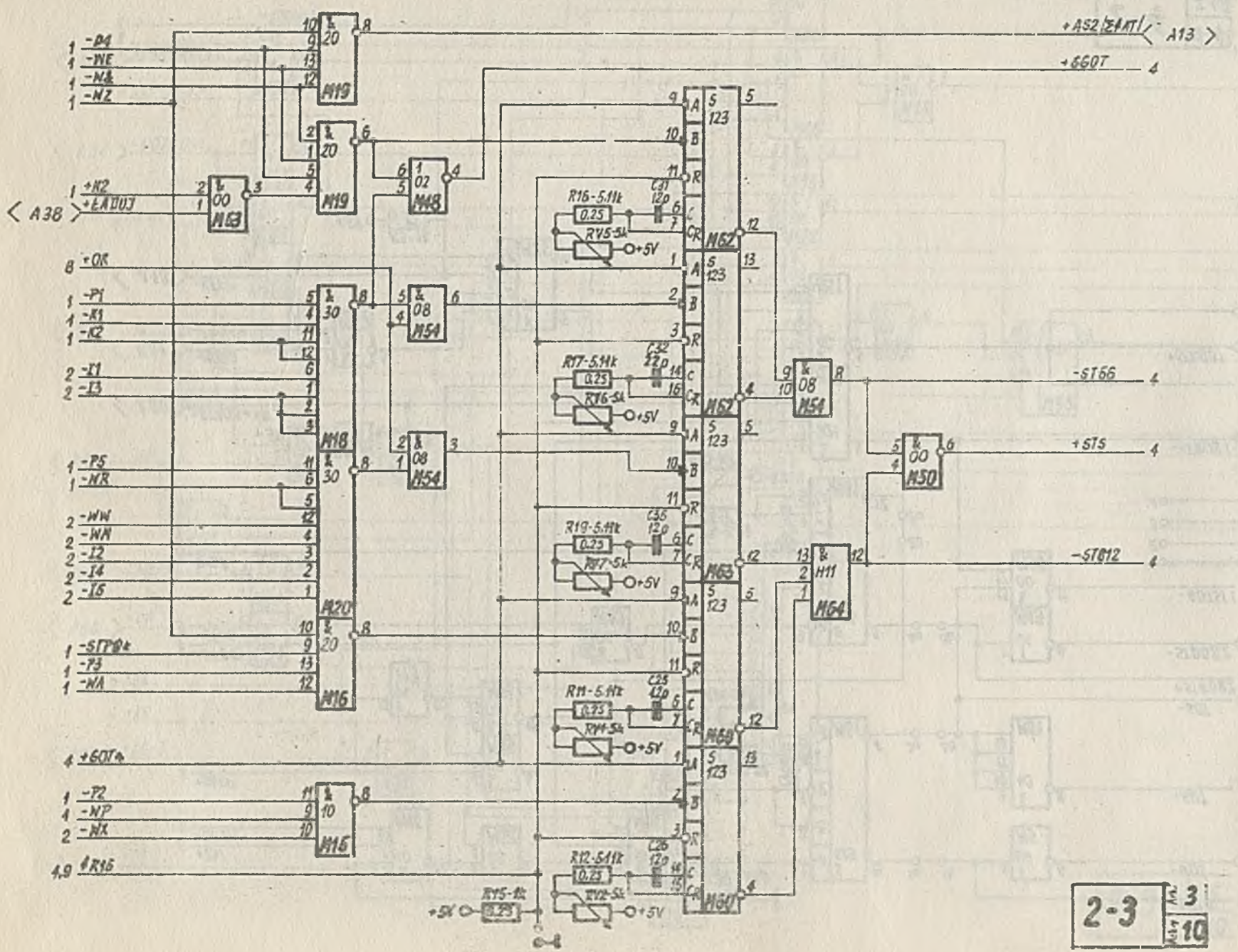

Schemat ideowy
pakietu P-X3-2

2-3

3

10

12-006368-01-8A

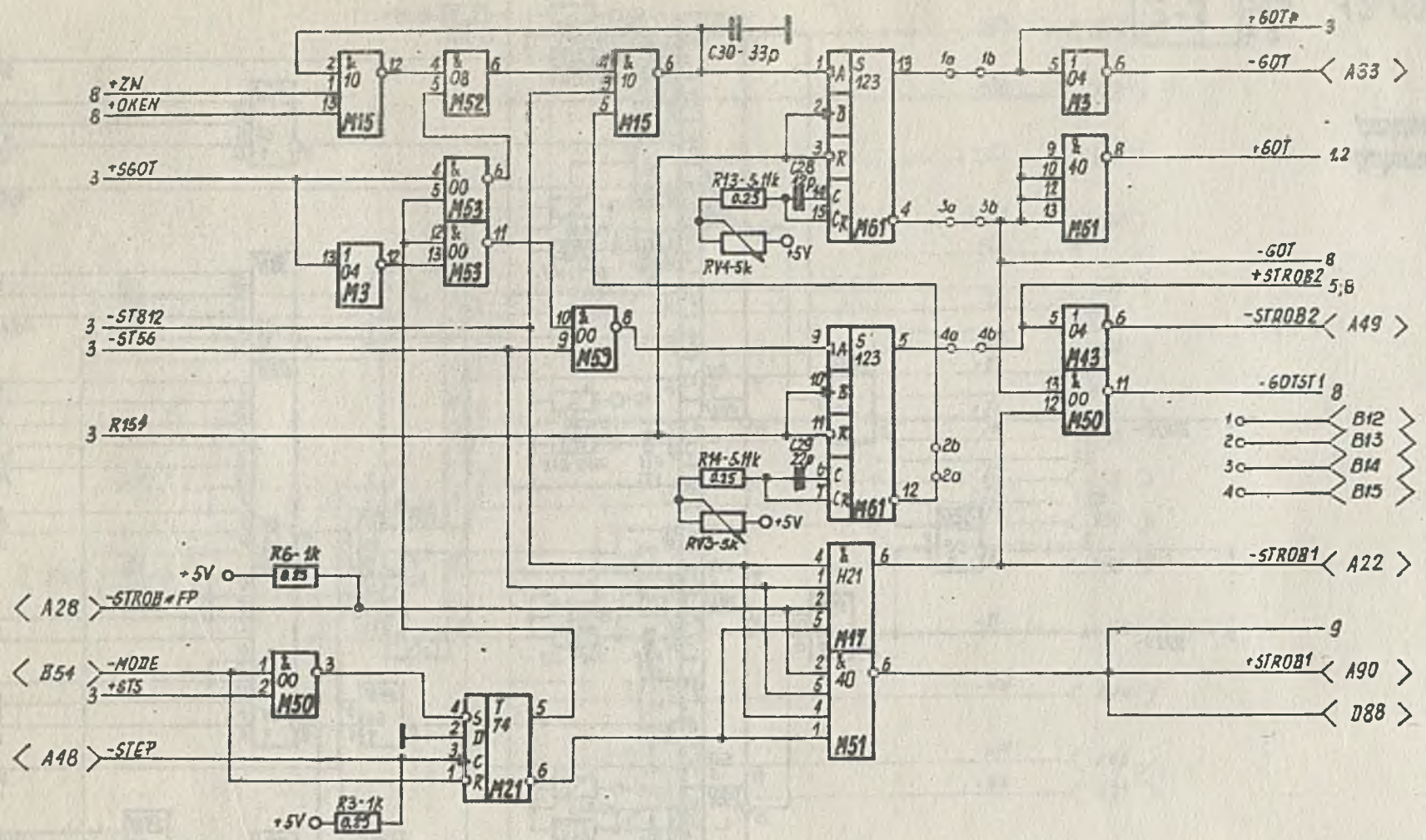

Schemat ideowy
pakietu P-X3-2

2-4 | Ark 4 | Arkuszy 10

12-006368-01-8A

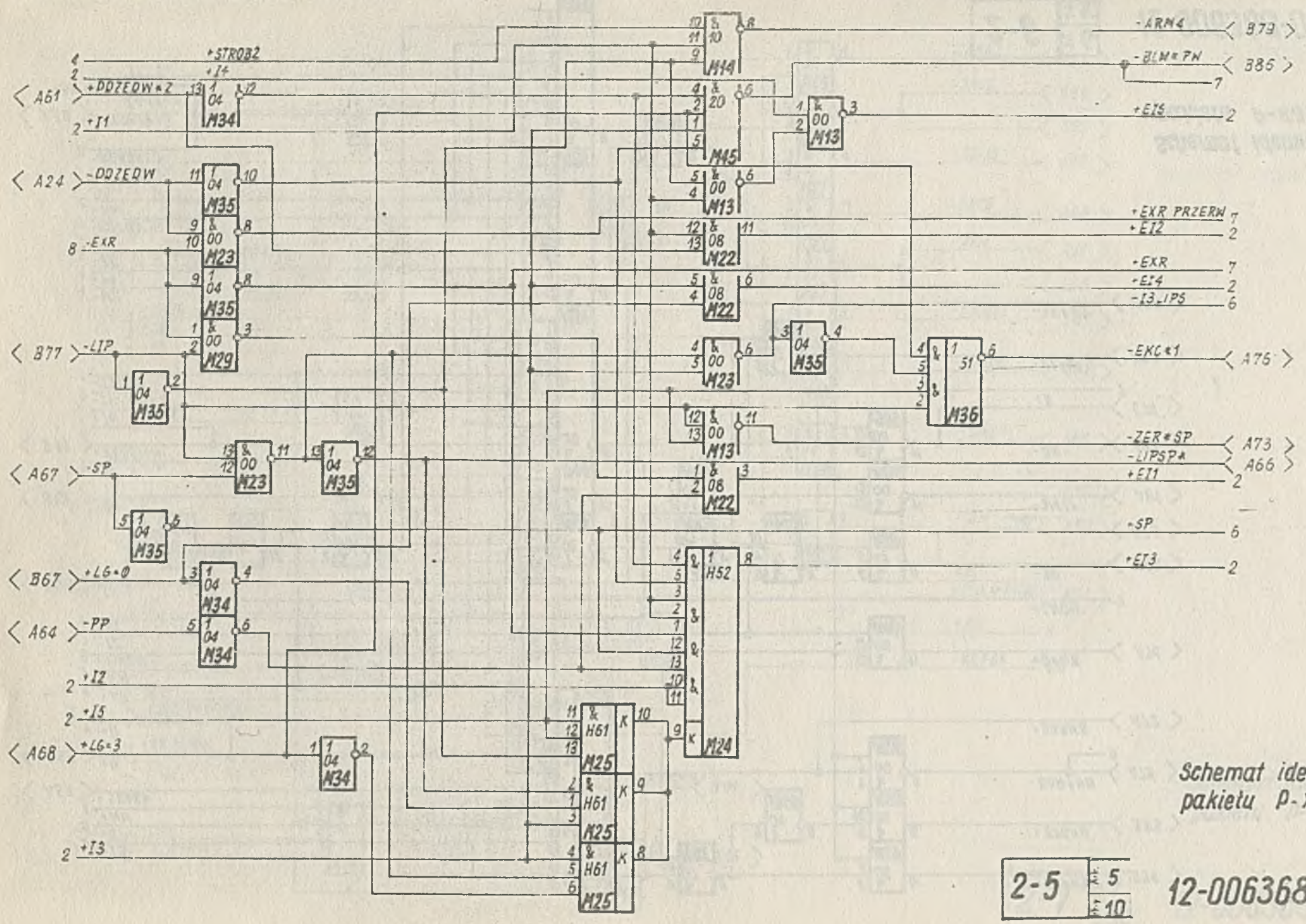

Schemat ideowy
pakietu P-X3-2

2-5 | Ark 5 | Arkuszy 10

12-006368-01-8A

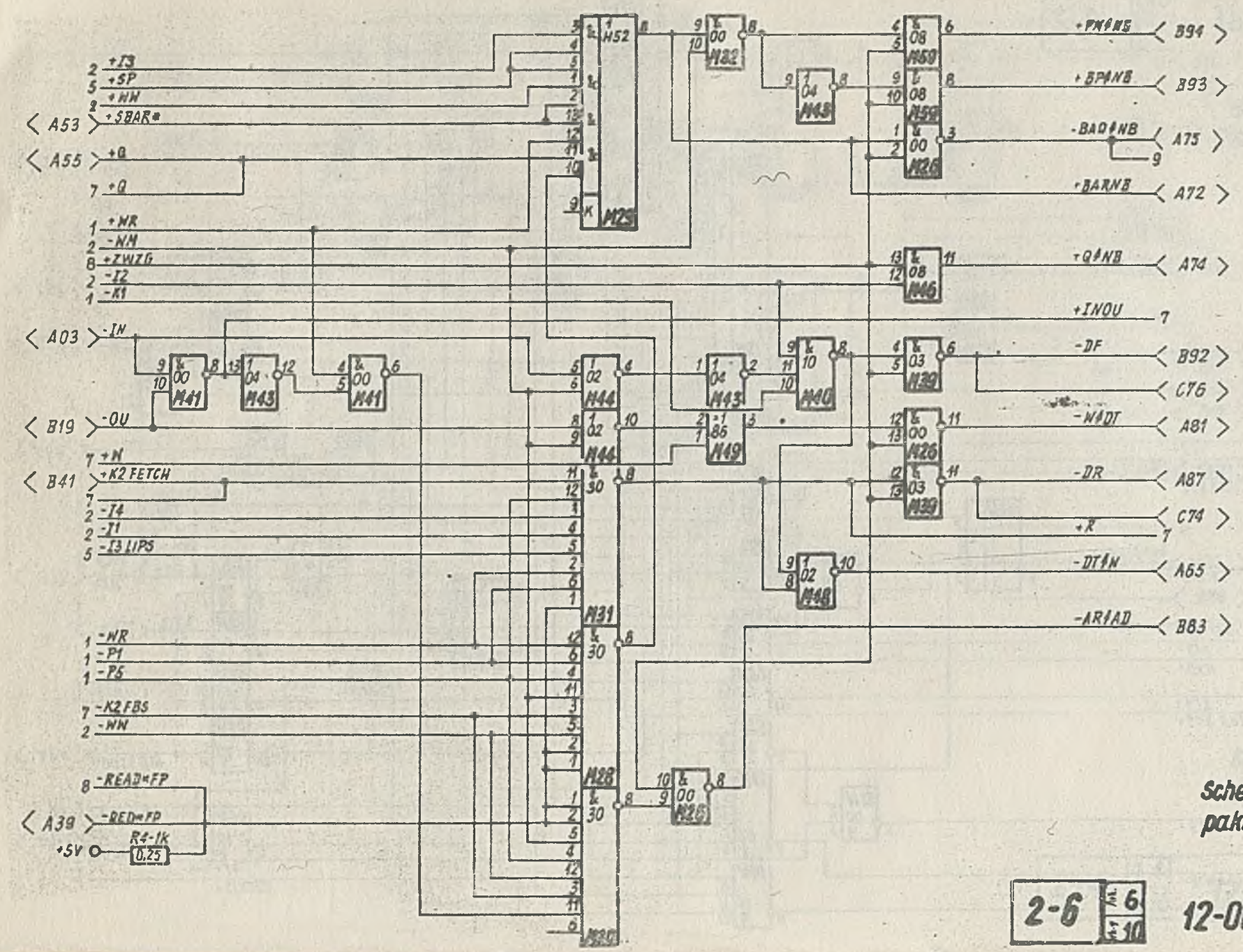

Schemat ideowy
pakietu P-X3-2

2-6 | Ark. 6 | Ark. 10

12-006368-01-8A

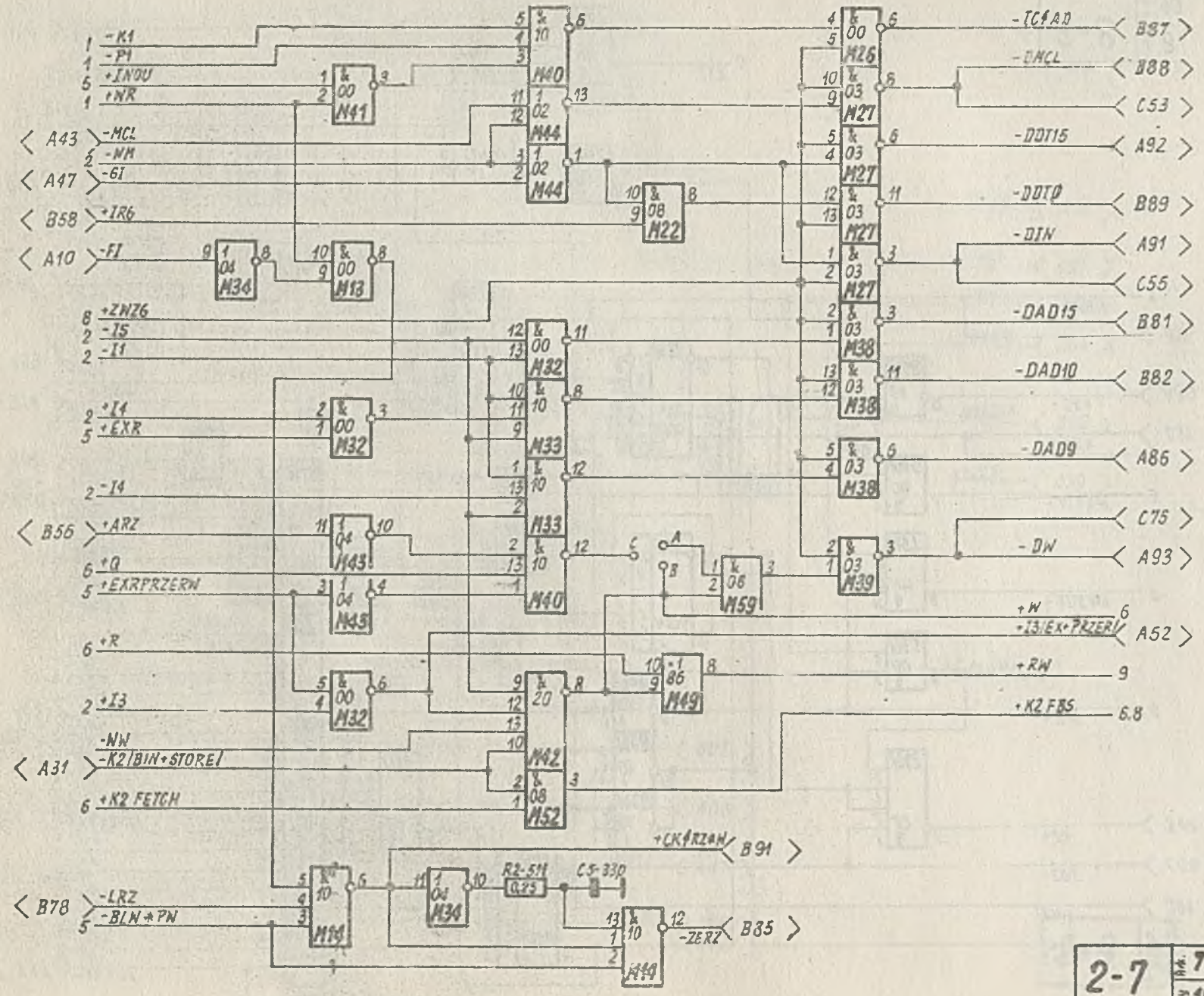

Schemat ideowy
pakietu P-X3-2

2-7 | Ark. 7 / Ark. 10

12-006368-01-8A

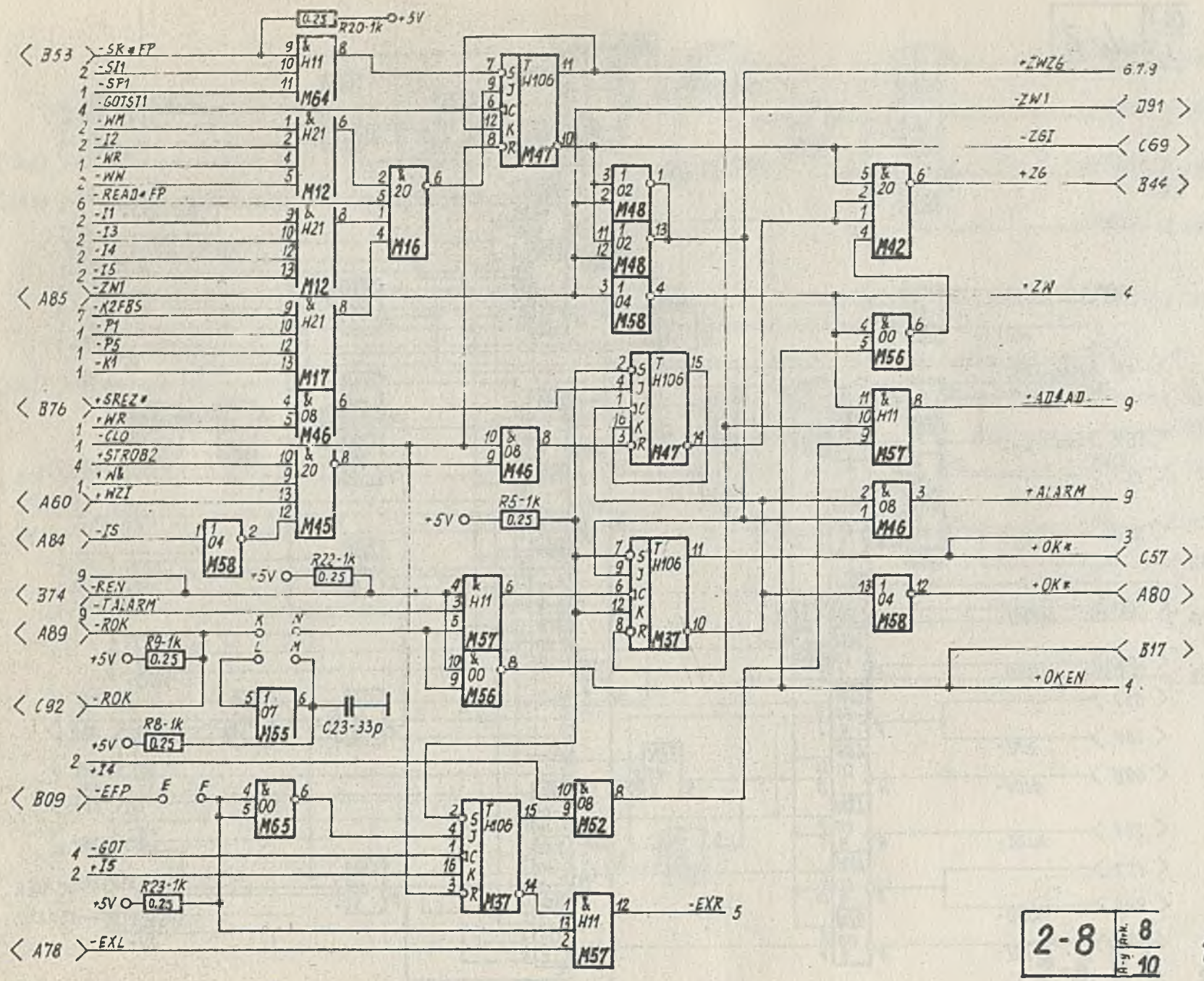

Schemat ideowy
pakietu P-X3-2

2-8	Ark. 8 / Ark. 10

12-006368-01-8A

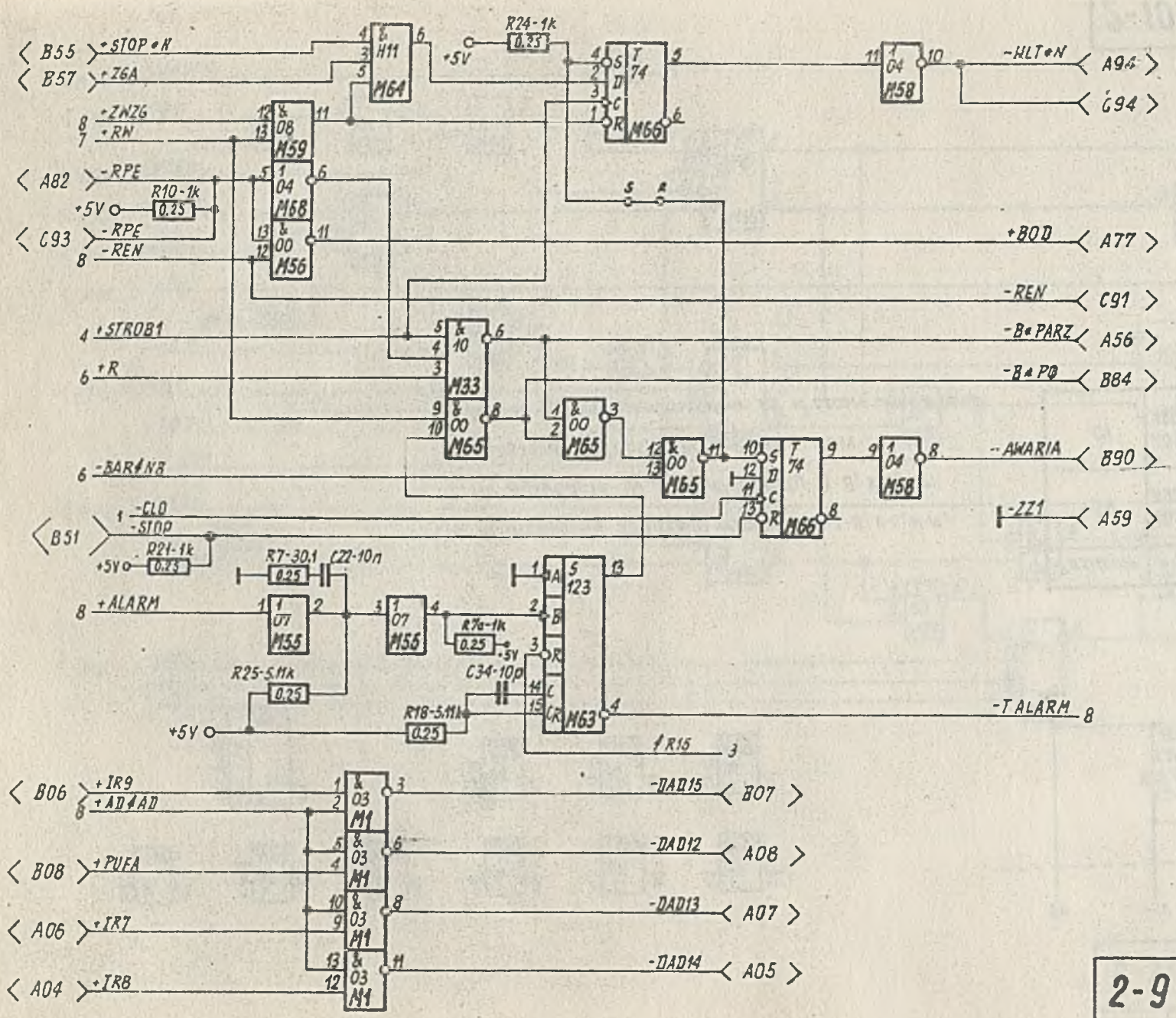

Schemat ideowy pakietu P-X3-2

2-9	Ark. 9 / Ark. 10

12-006368-01-8A

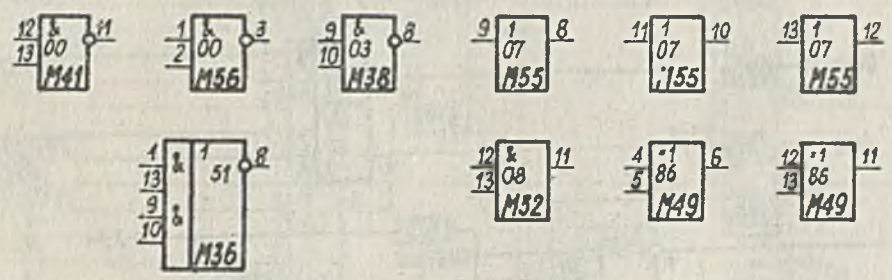

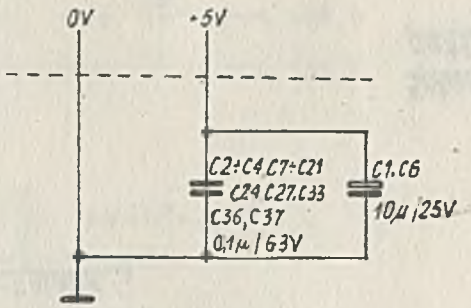

1. W wykonaniu 02 łączyć punkty E-F; A-B; K-L; N-M;
2. W wykonaniu 03 łączyć punkty A-B; K-L; N-M;
3. Wszystkie potencjometry o mocy 0,5W
4. Punkty C, L, M wykorzystywane są w czasie uruchamiania

Zasilanie	Nr styku
+5V	A02, B02 A95, B95
0V	A01, B01 A96, B96

Schemat ideowy pakietu P-X3-2

2-10	Ark 10 / Arkk 10

12-006368-01-8A

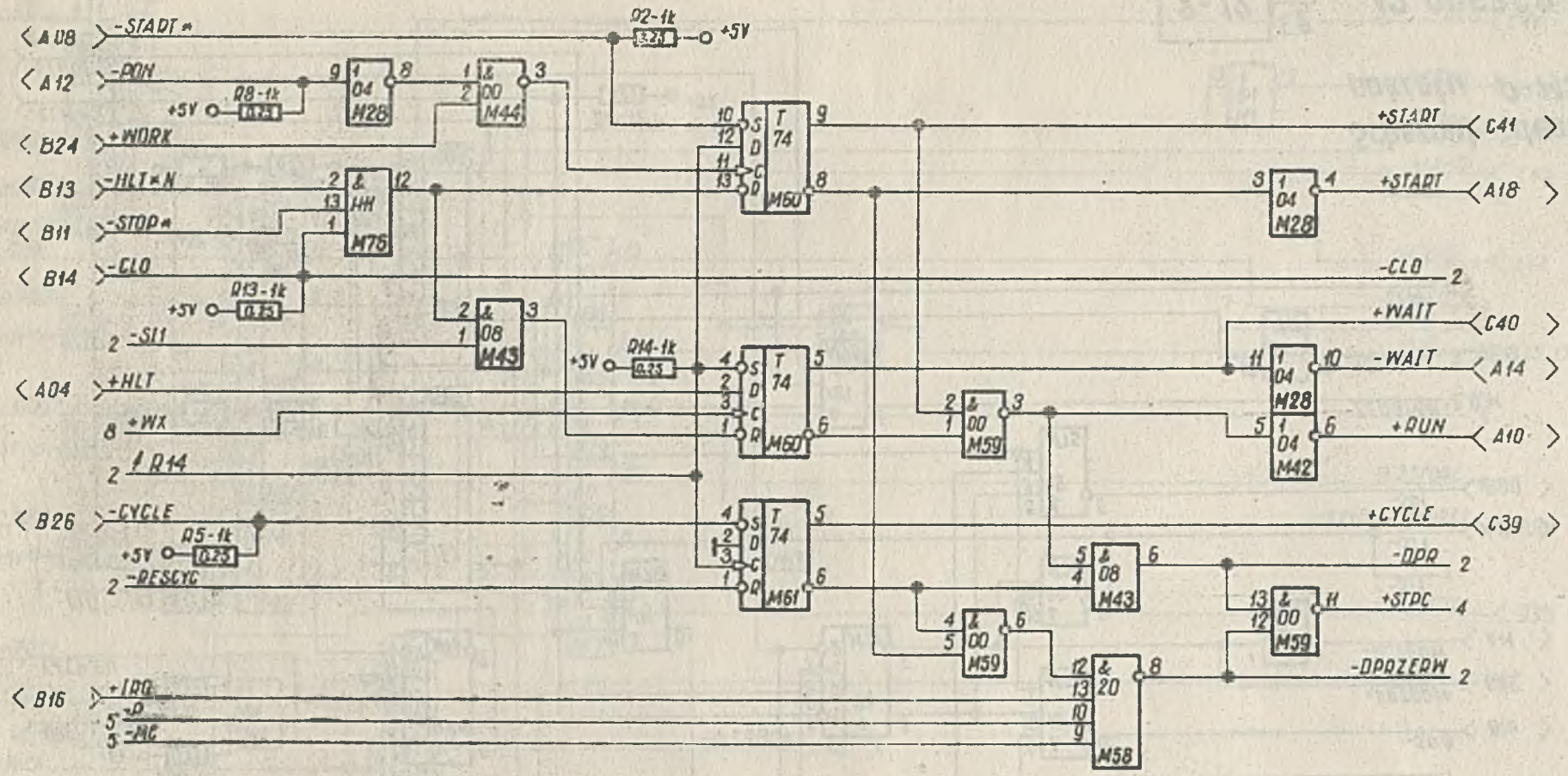

Schemat ideowy
pakietu P-M3-2

2-11 Ark. 1 / Ark. 19

12-006368-01-8A

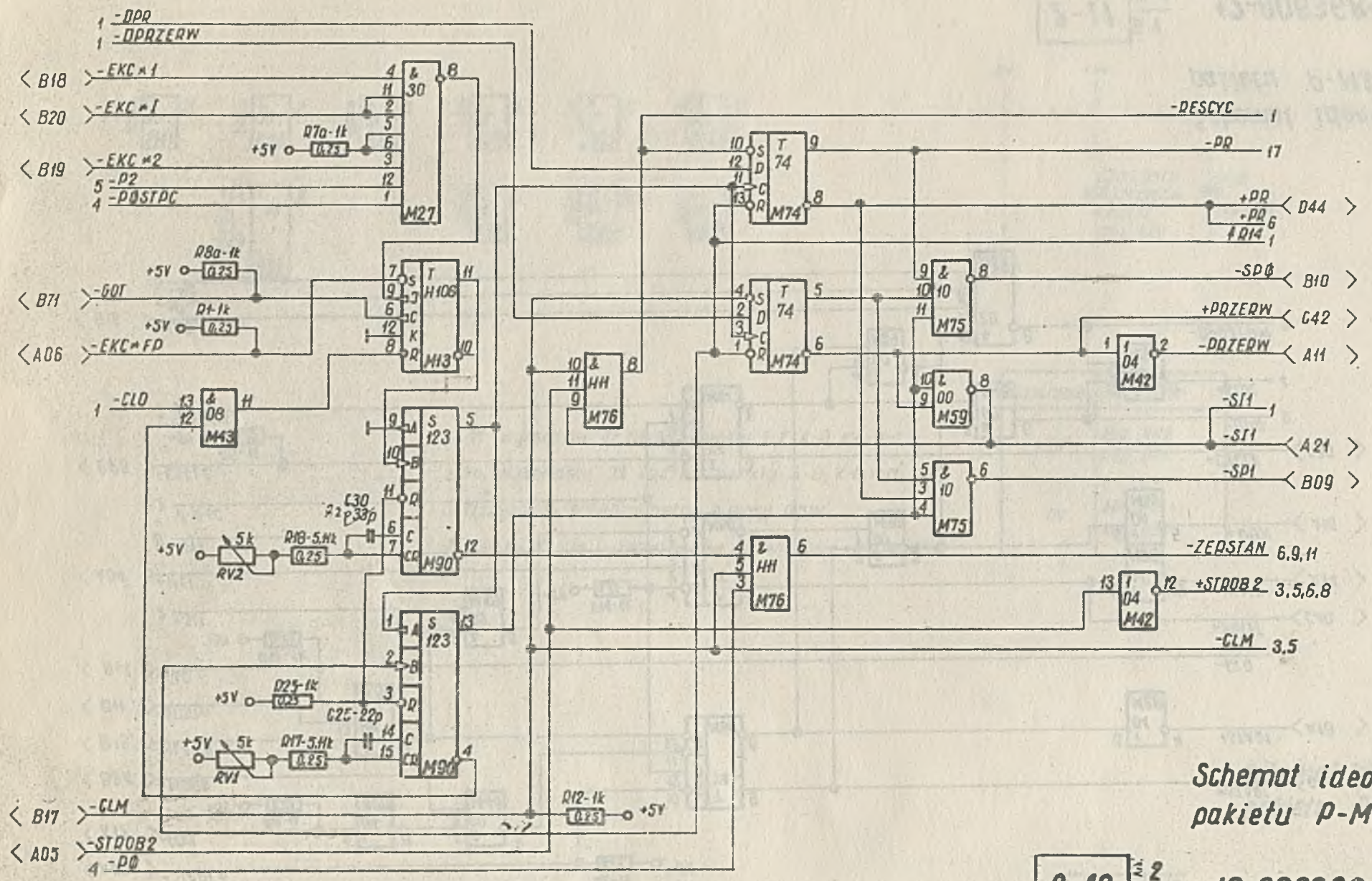

Schemat ideowy
pakietu P-M3-2

2-12 Ark 2 Arkuszy 19

12-006368-01-8A

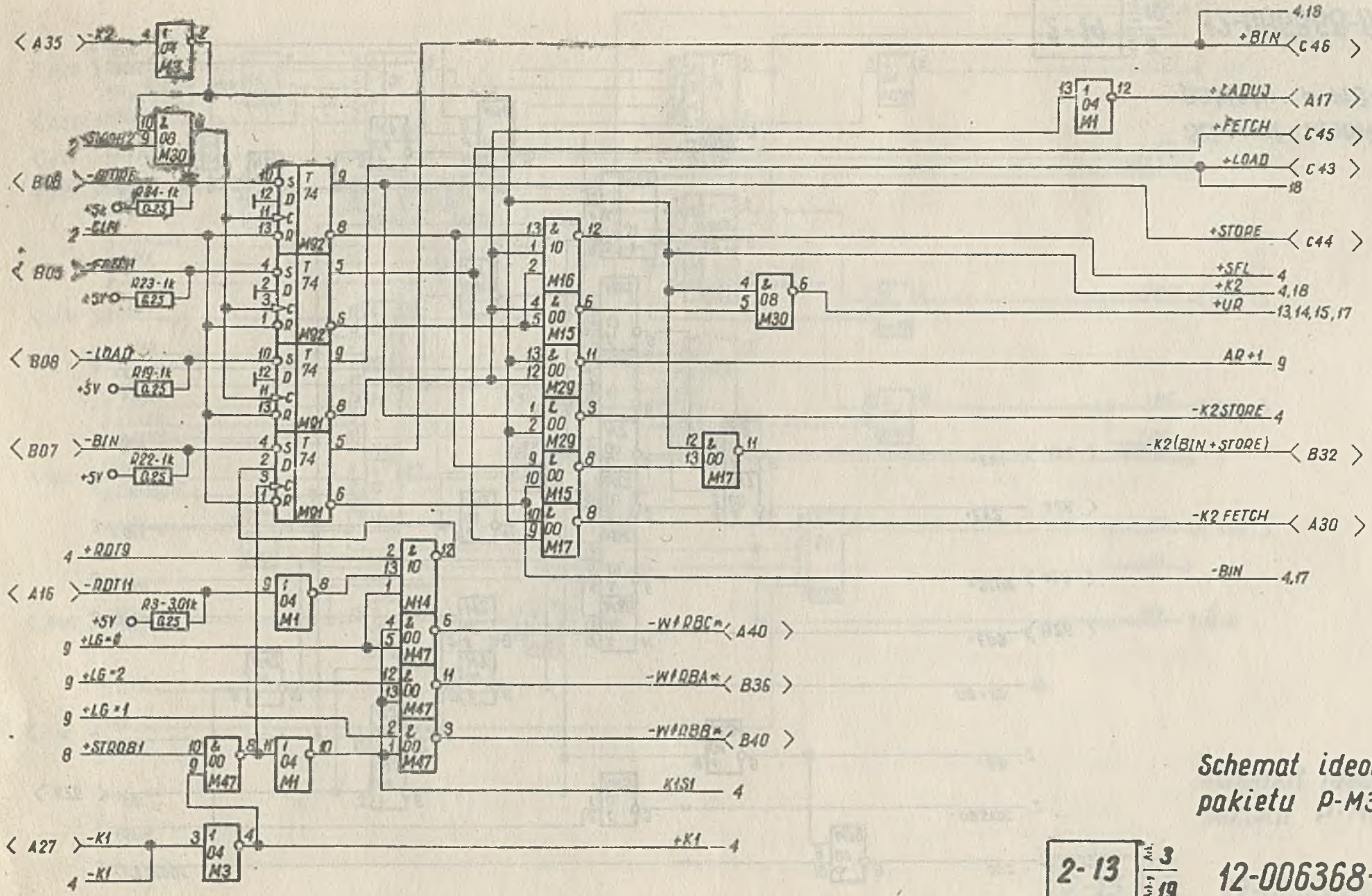

Schemat ideowy pakietu P-M3-2

2-13 Ark. 3 / Arkuszy 19

12-006368-01-8A

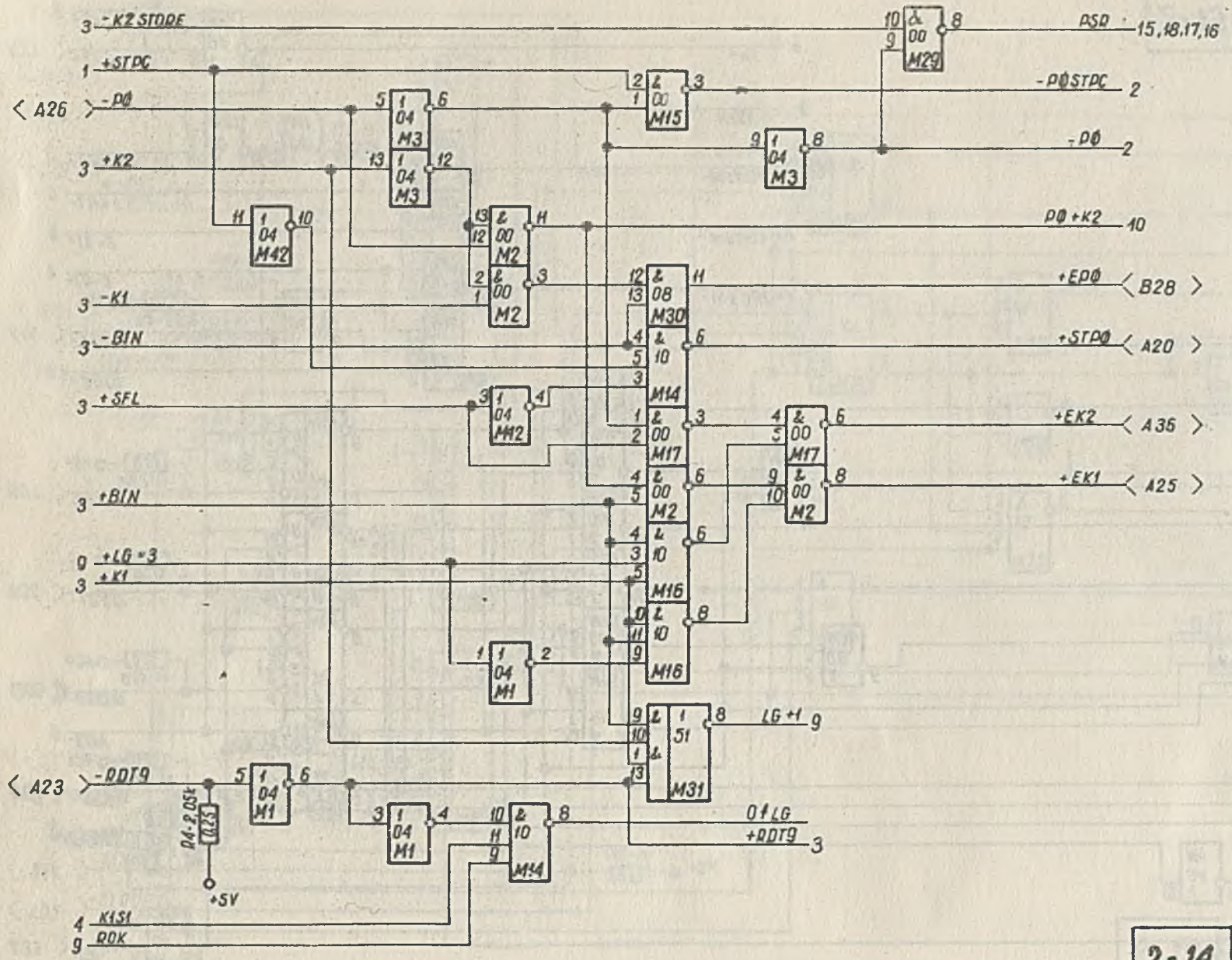

Schemat ideowy
pakietu P-M3-2

2-14 Ark. 4 / Arkuszy 19

12-006368-01-8A

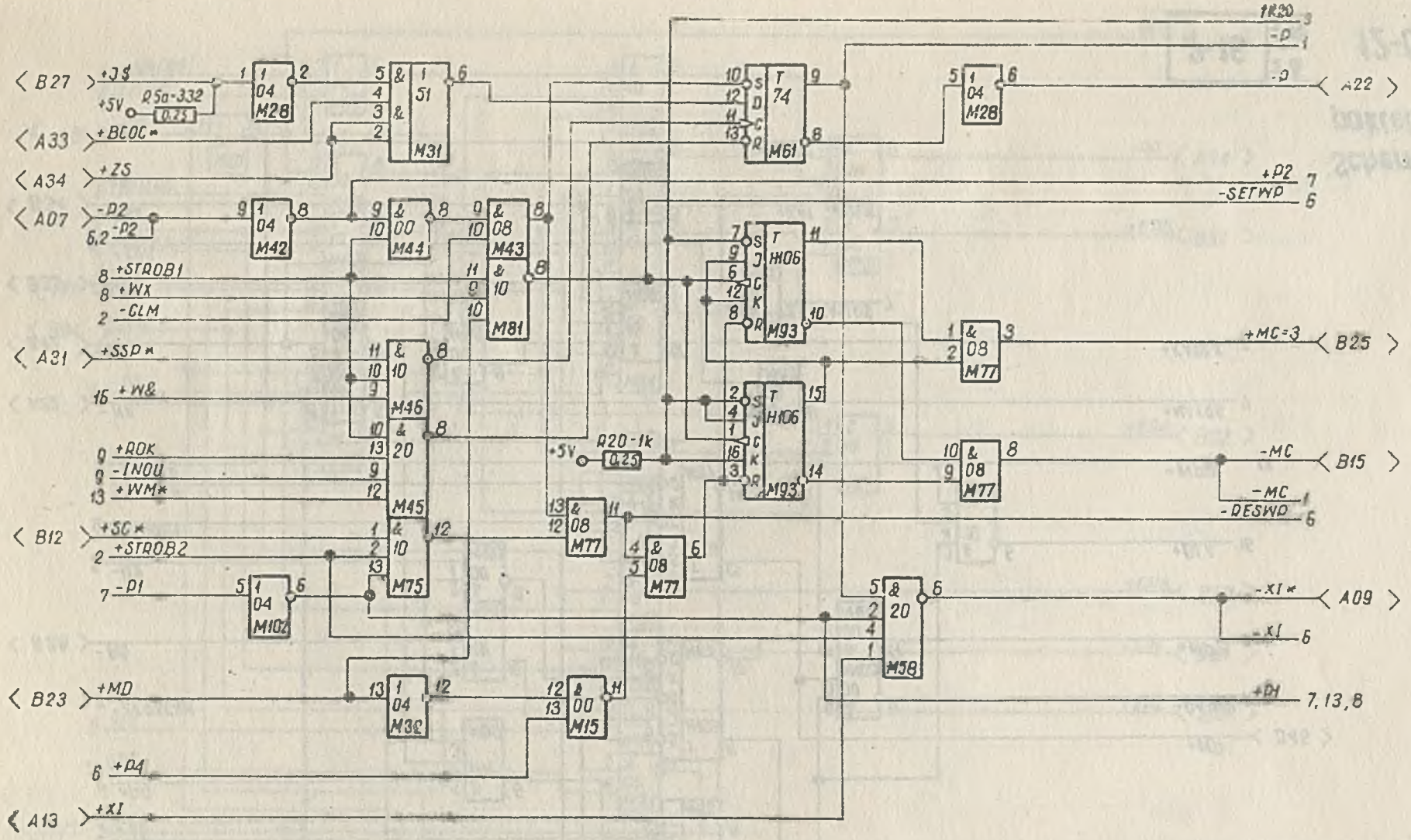

Schemat ideowy
pakietu P-M3-2

2-15 | Ark 5 | Arkuszy 19

12-006368-01-8A

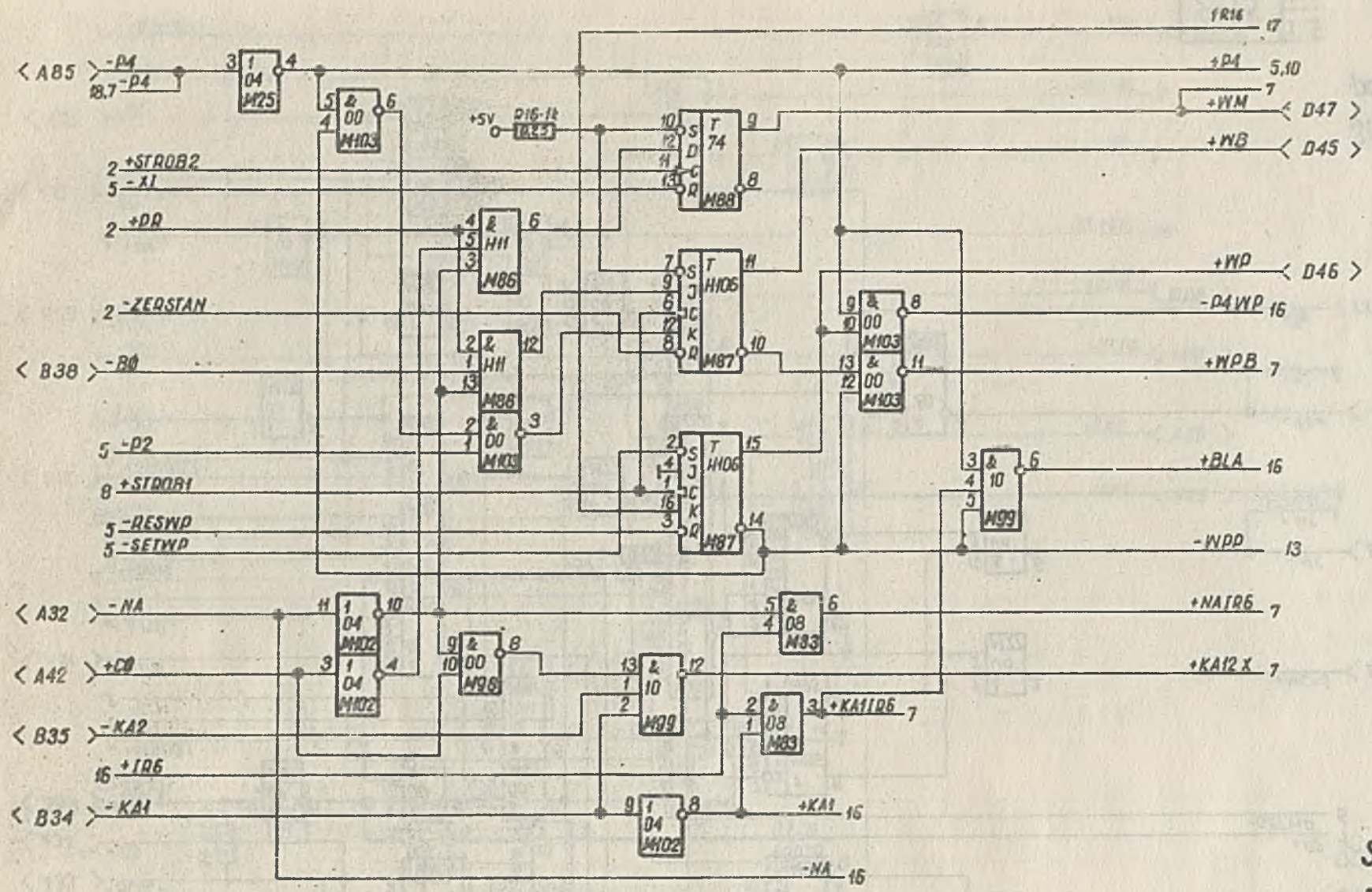

Schemat ideowy pakietu P-M3-2

2-16 | 6/19

12-006368-01-8A

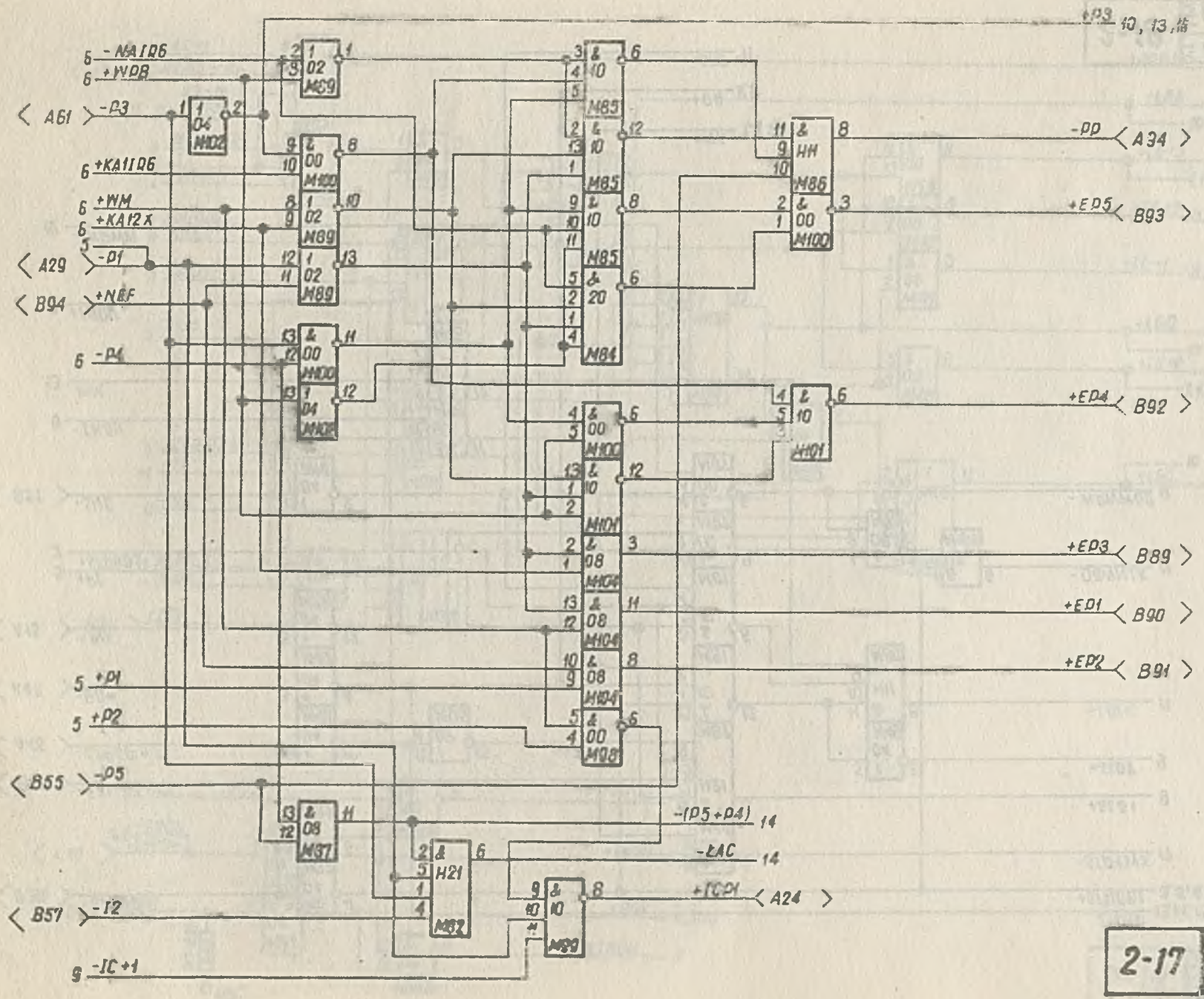

Schemat ideowy pakietu P-M3-2

2-17 7/12

12-006368-01-8A

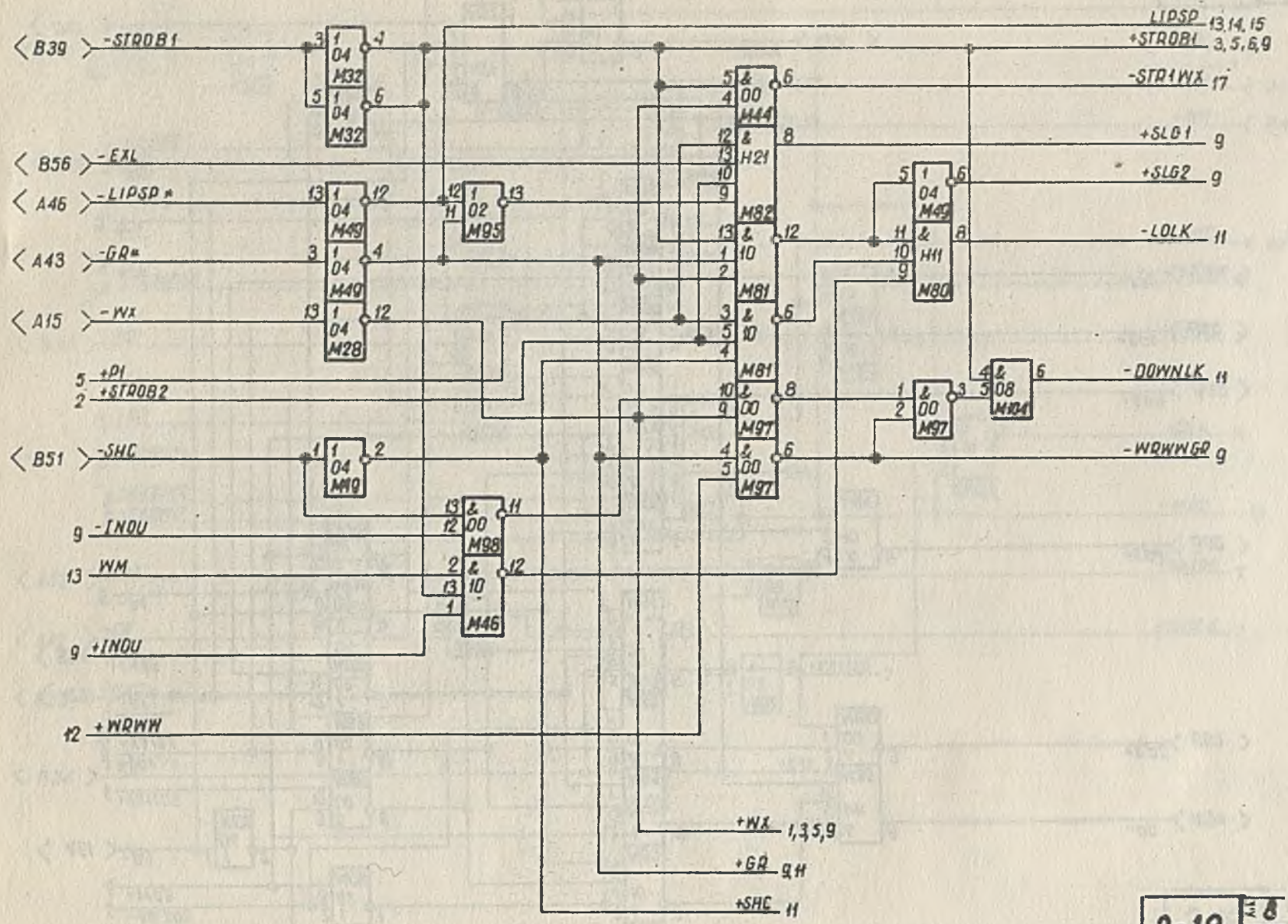

Schemat ideowy
pakietu P-M3-2

2-18

12-006368-01-8A

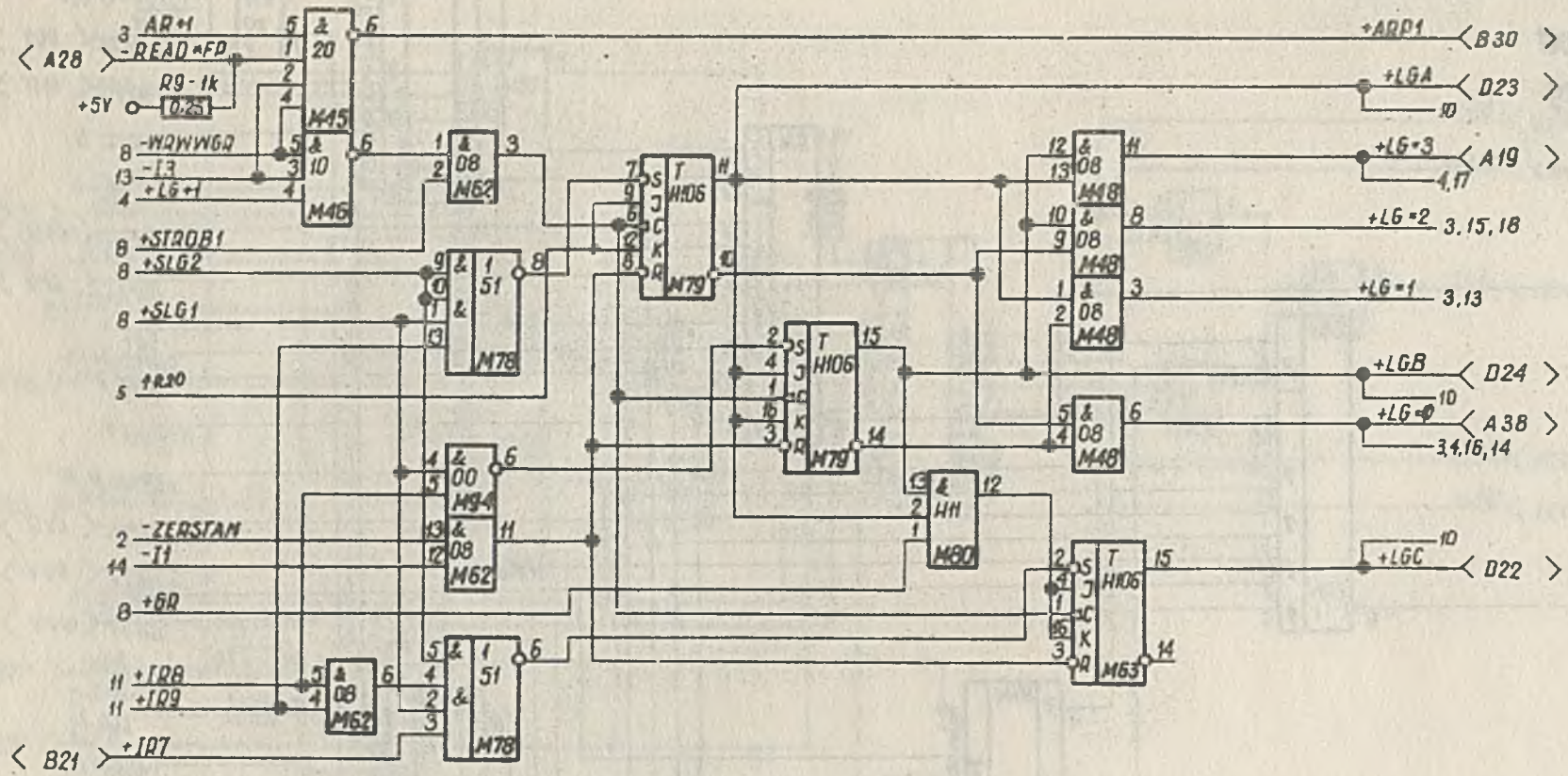

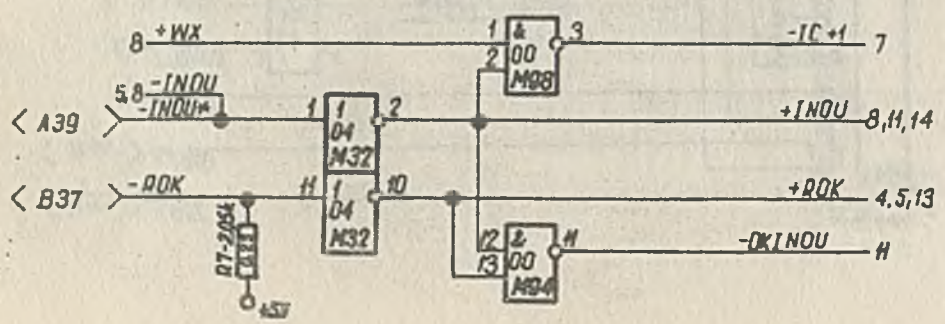

Schemat ideowy
pakietu P-M3-2

2-19

12-006368-01-8A

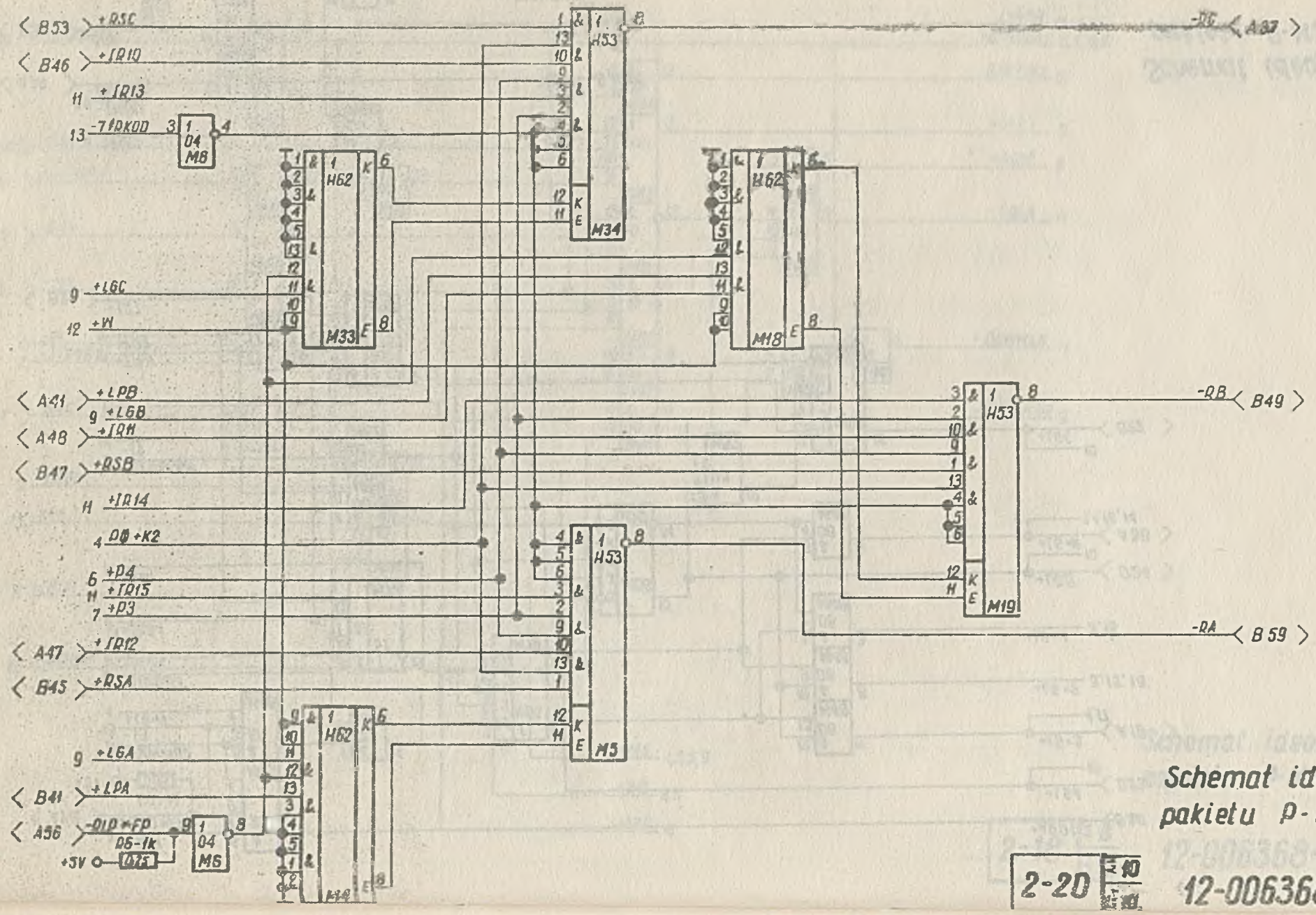

Schemat ideowy
pakietu P-M3-2

2-20

12-006368-01-8A

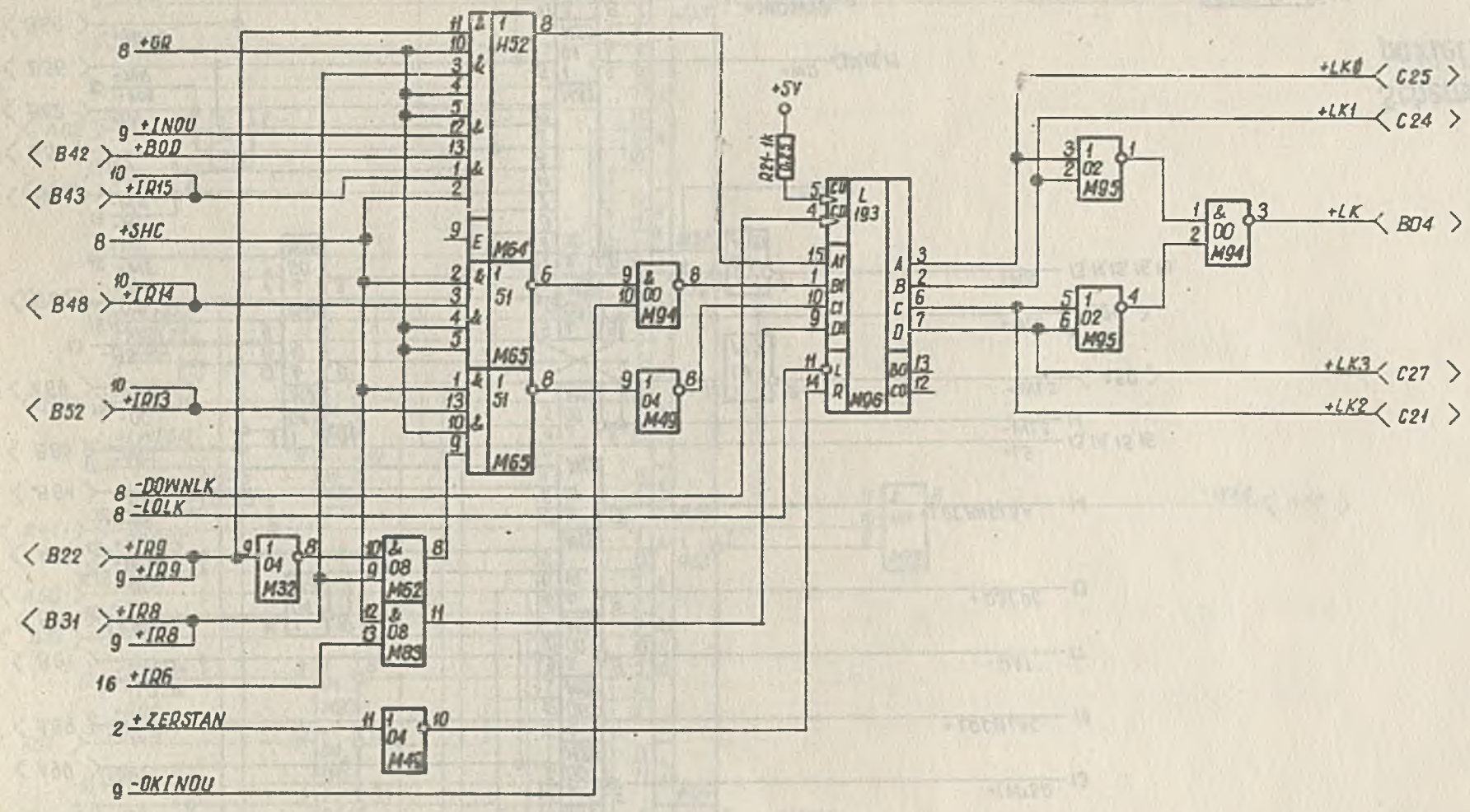

Schemat ideowy
pakietu P-M3-2

2-21

12-006368-01-8A

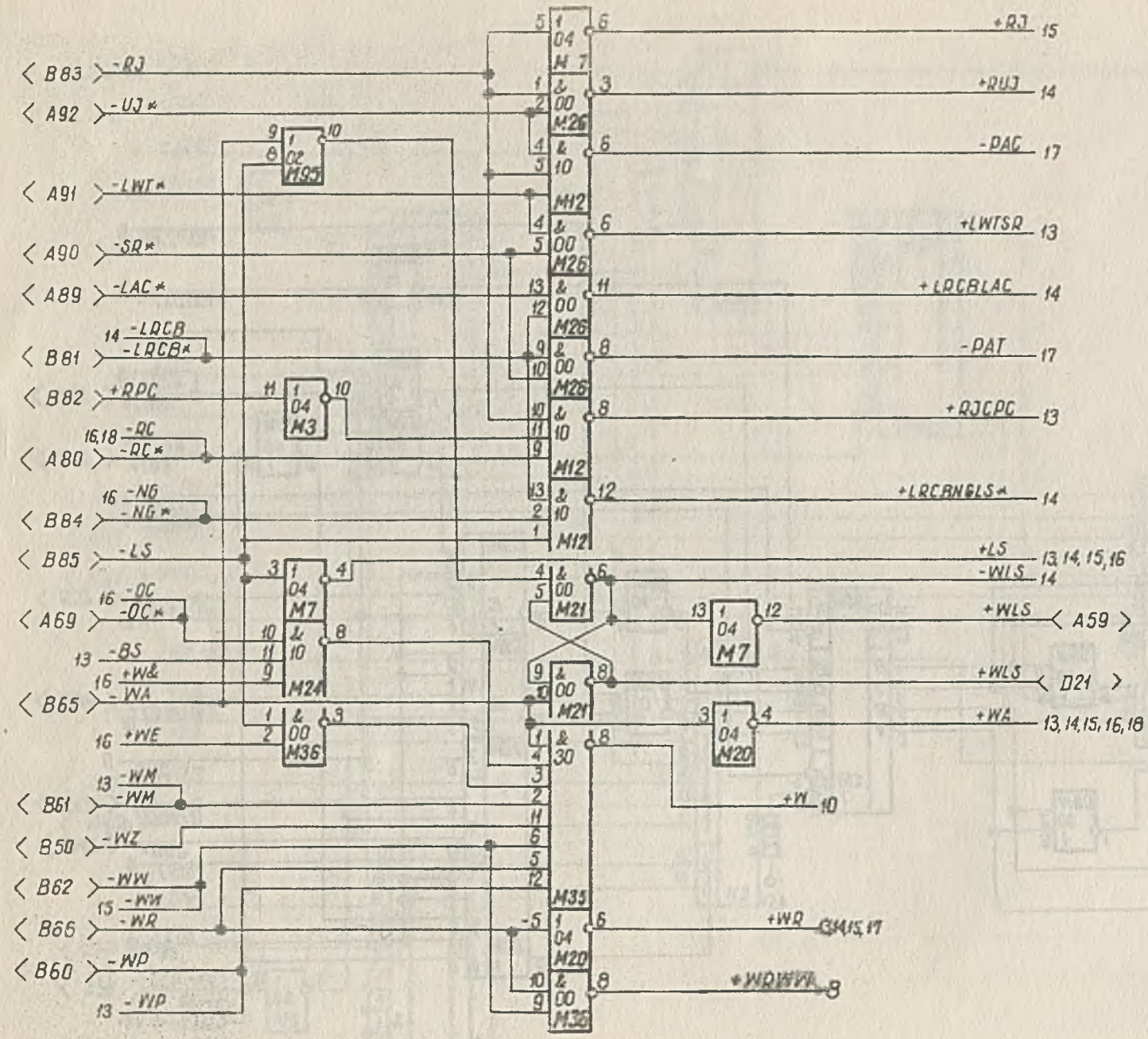

Schemat ideowy
pakietu P-M3-2

2-22 12/19

12-006368-01-8A

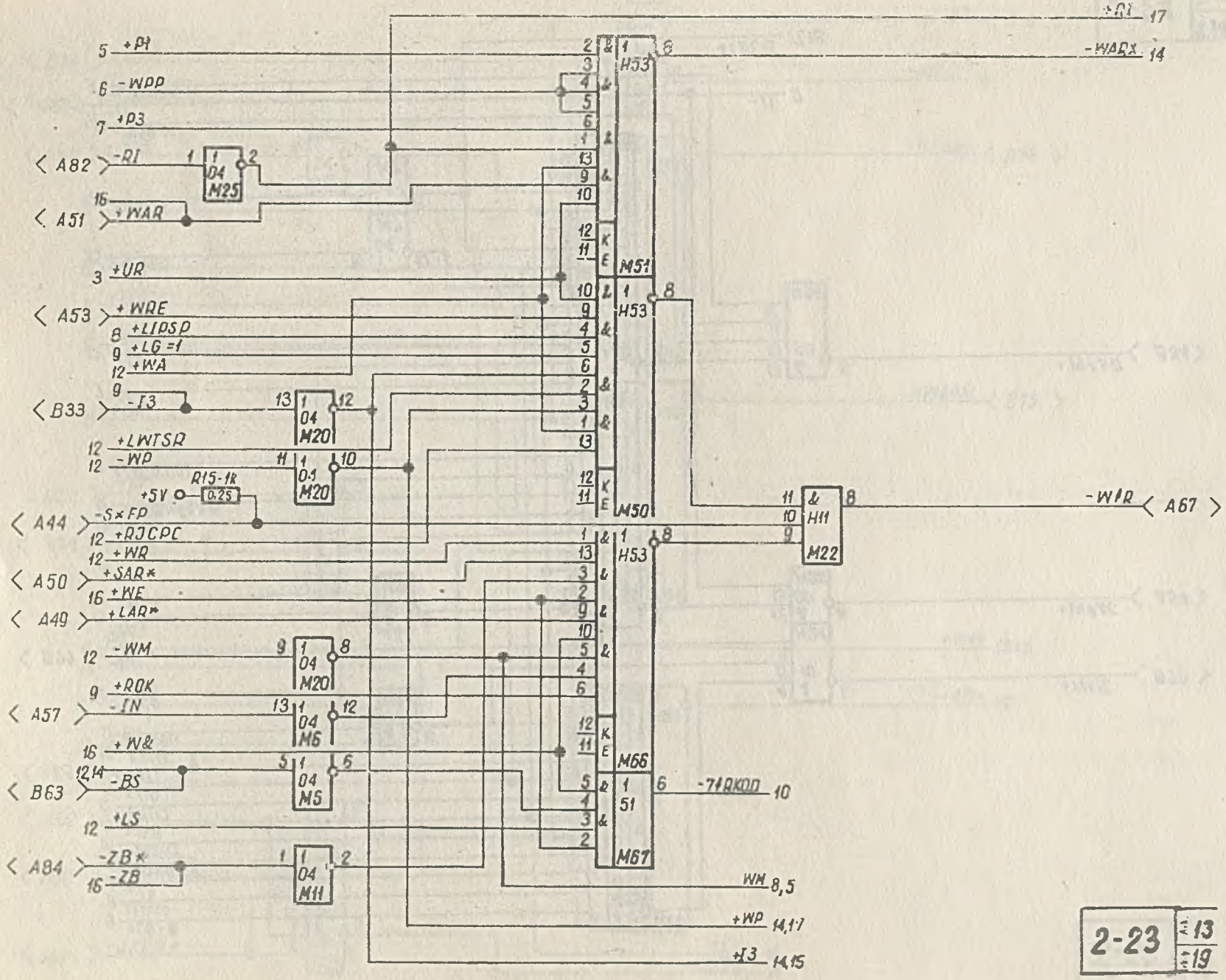

Schemat ideowy
pakietu P-M3-2

2-23 | 13 | 19

12-006368-01-8A

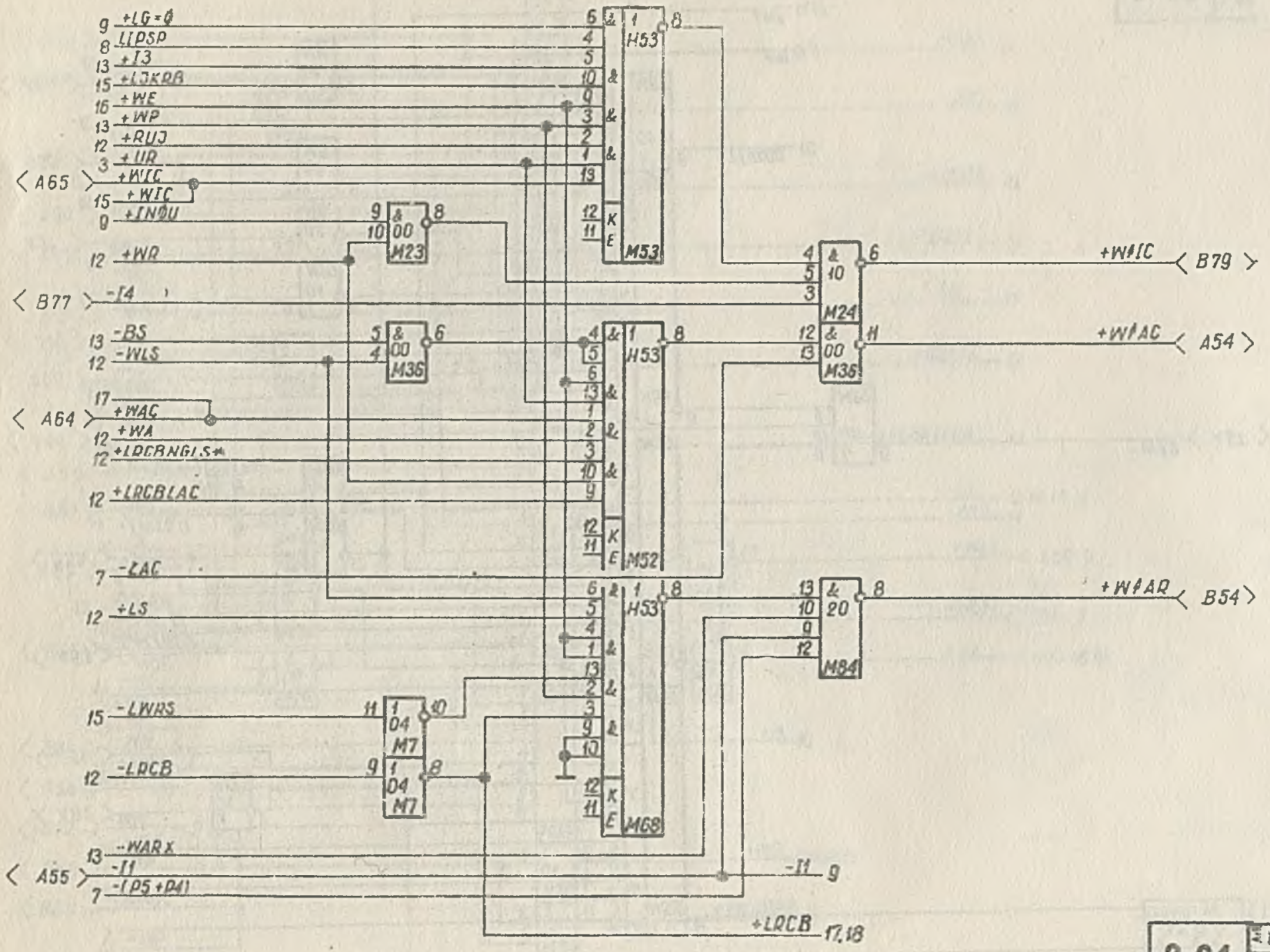

Schemat ideowy
pakietu P-M3-2

2-24 | 14 | 19

12-006368-01-8A

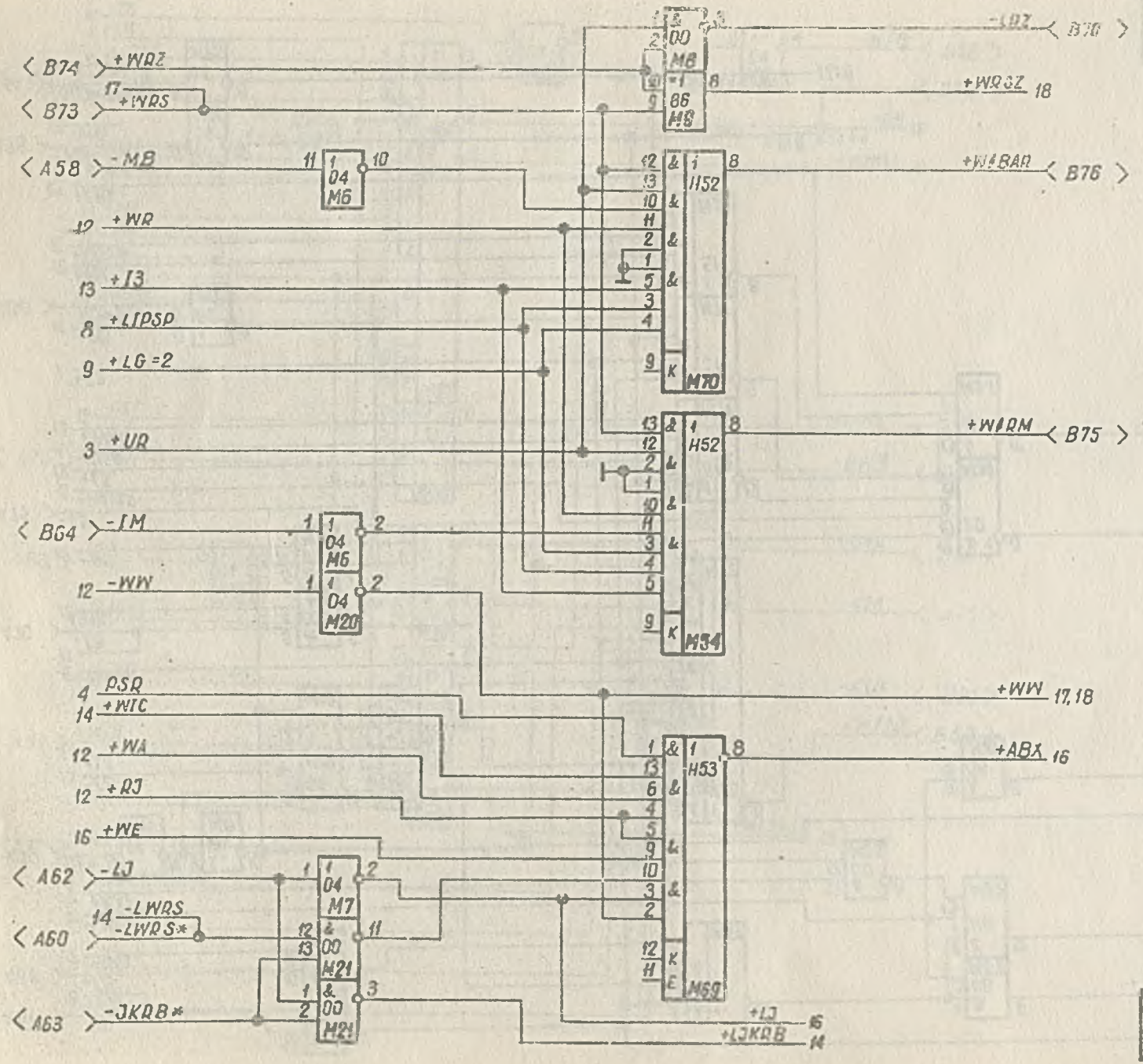

Schemat ideowy pakietu P-M3-2

2-25 Arkuszy 15 Arkusz 19

12-006368-01-8A

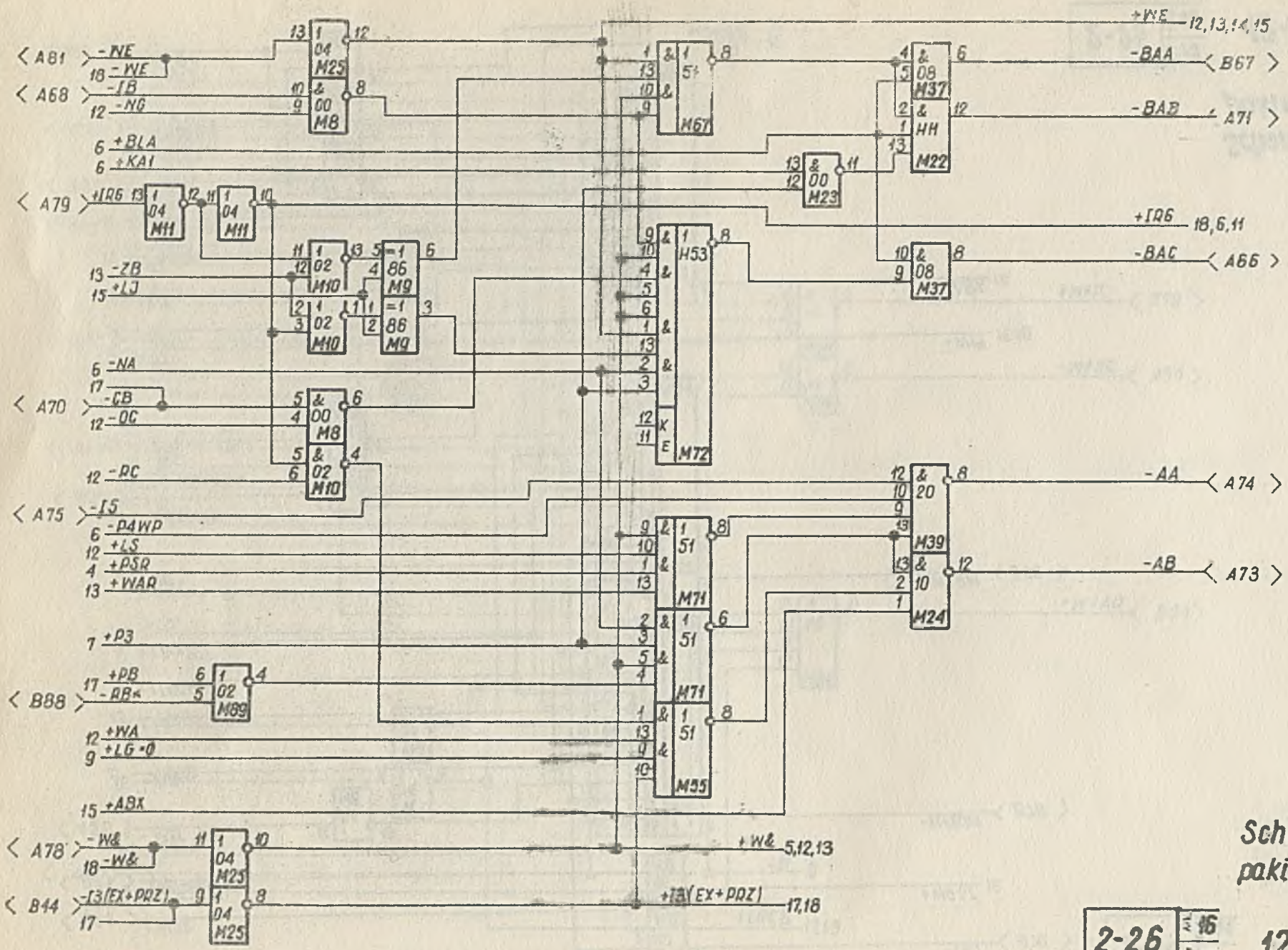

Schemat ideowy pakietu P-M3-2

2-26 | 16 | 19

12-006368-01-8A

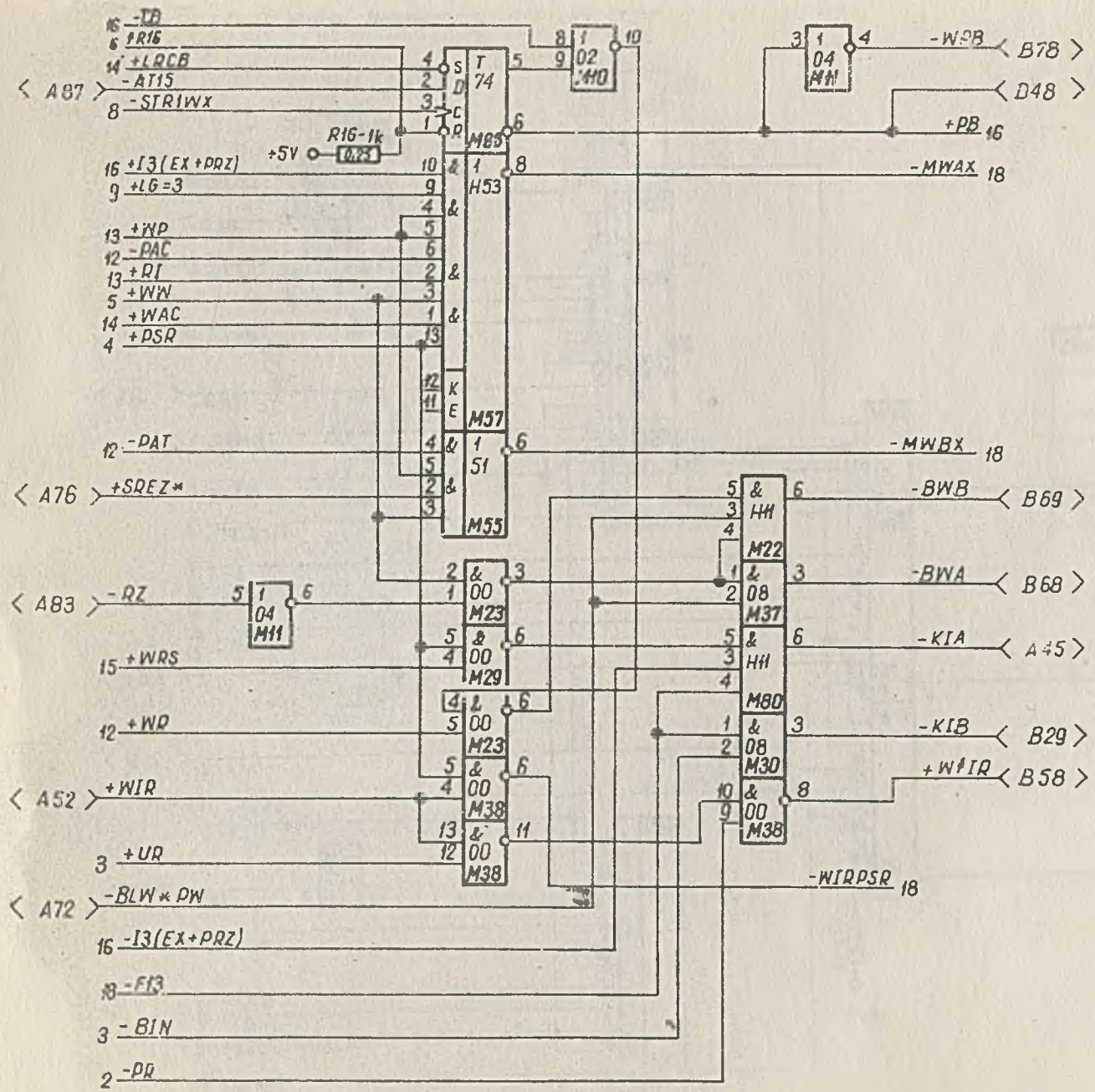

Schemat ideowy
pakietu P-M3-2

2-27 17/19 12-006368-01-8A

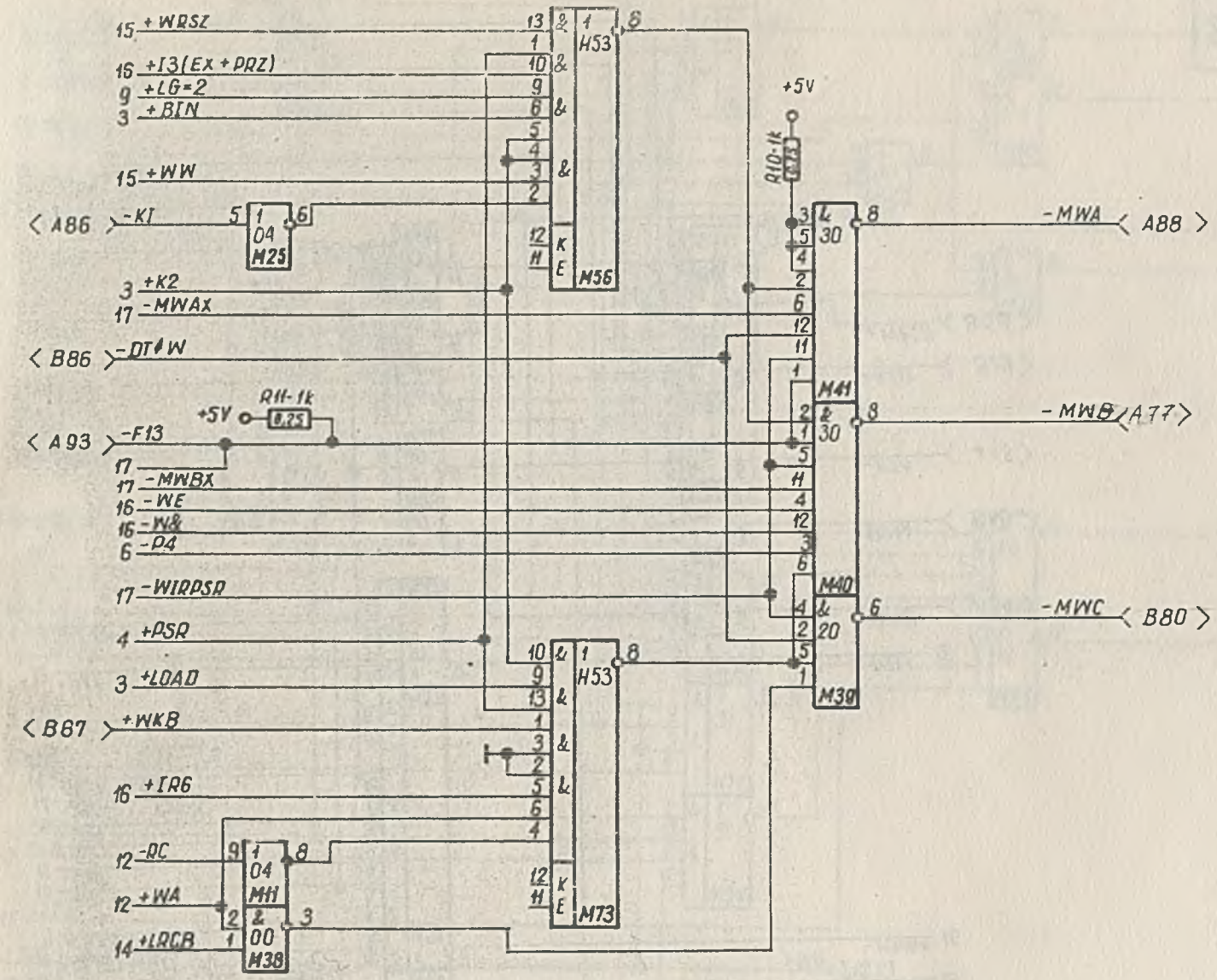

Schemat ideowy
pakietu P-M3-2

2-28 | 18 / 19

12-006368-01-8A

Wolne bramki:

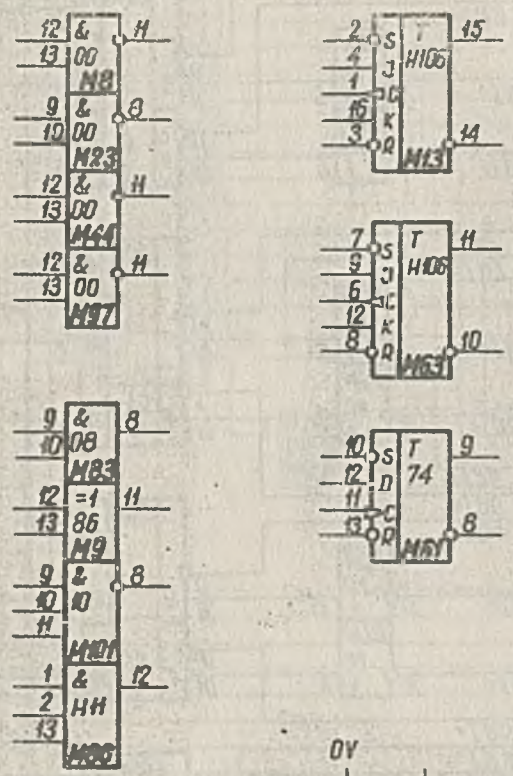

Zasilanie	Nr styku
+5V	A02, B02 A95, B95
0V	A01, B01 A96, B96

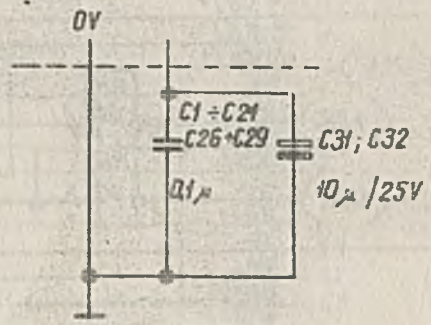

Wszystkie rezystory o tolerancji ± 2%

Schemat ideowy
pakietu P-M3-2

2-29 | 19 / 19

12-006368-01-8A

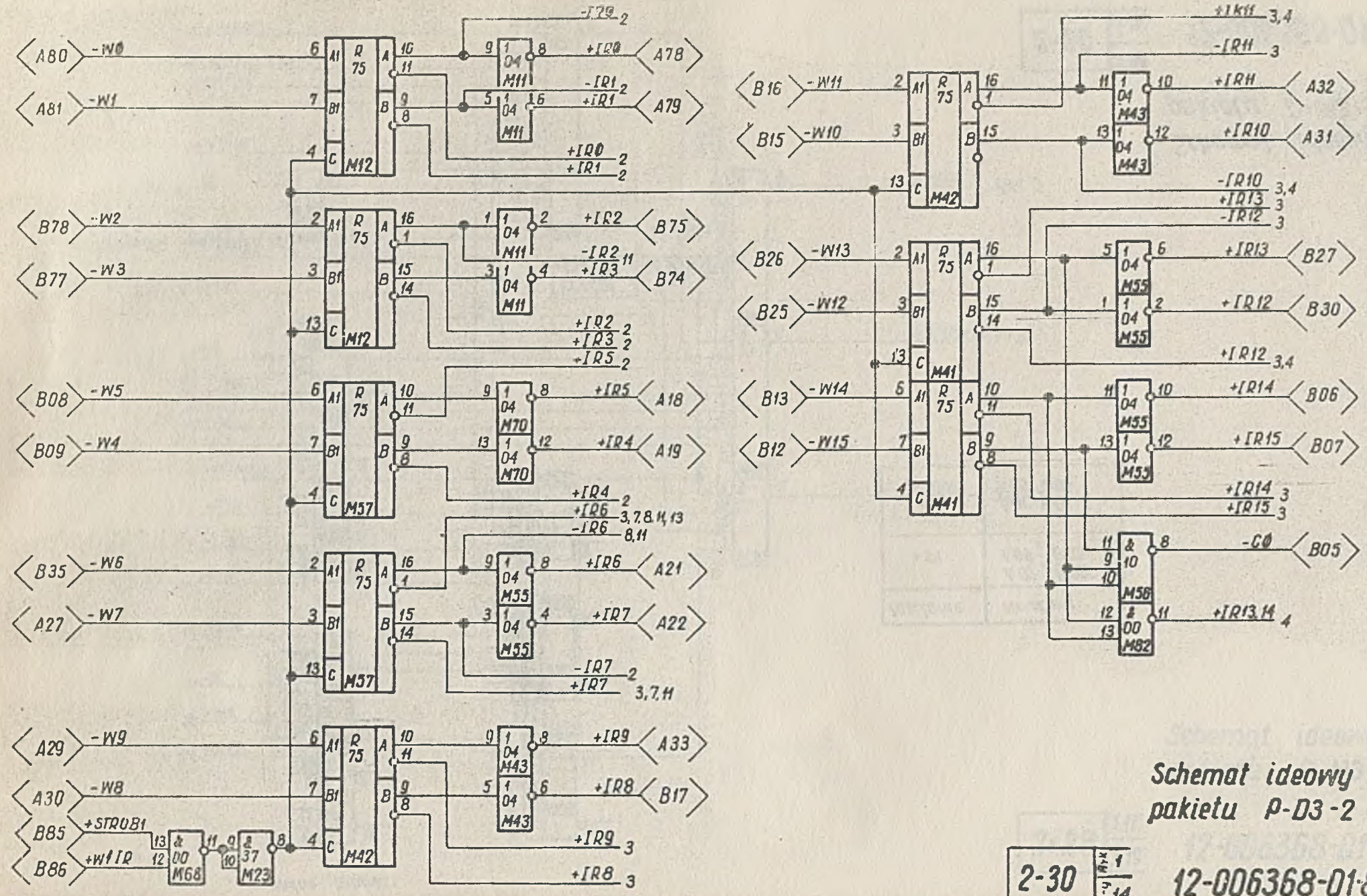

Schemat ideowy
pakietu P-D3-2

2-30 | 1/14

12-006368-01-8A

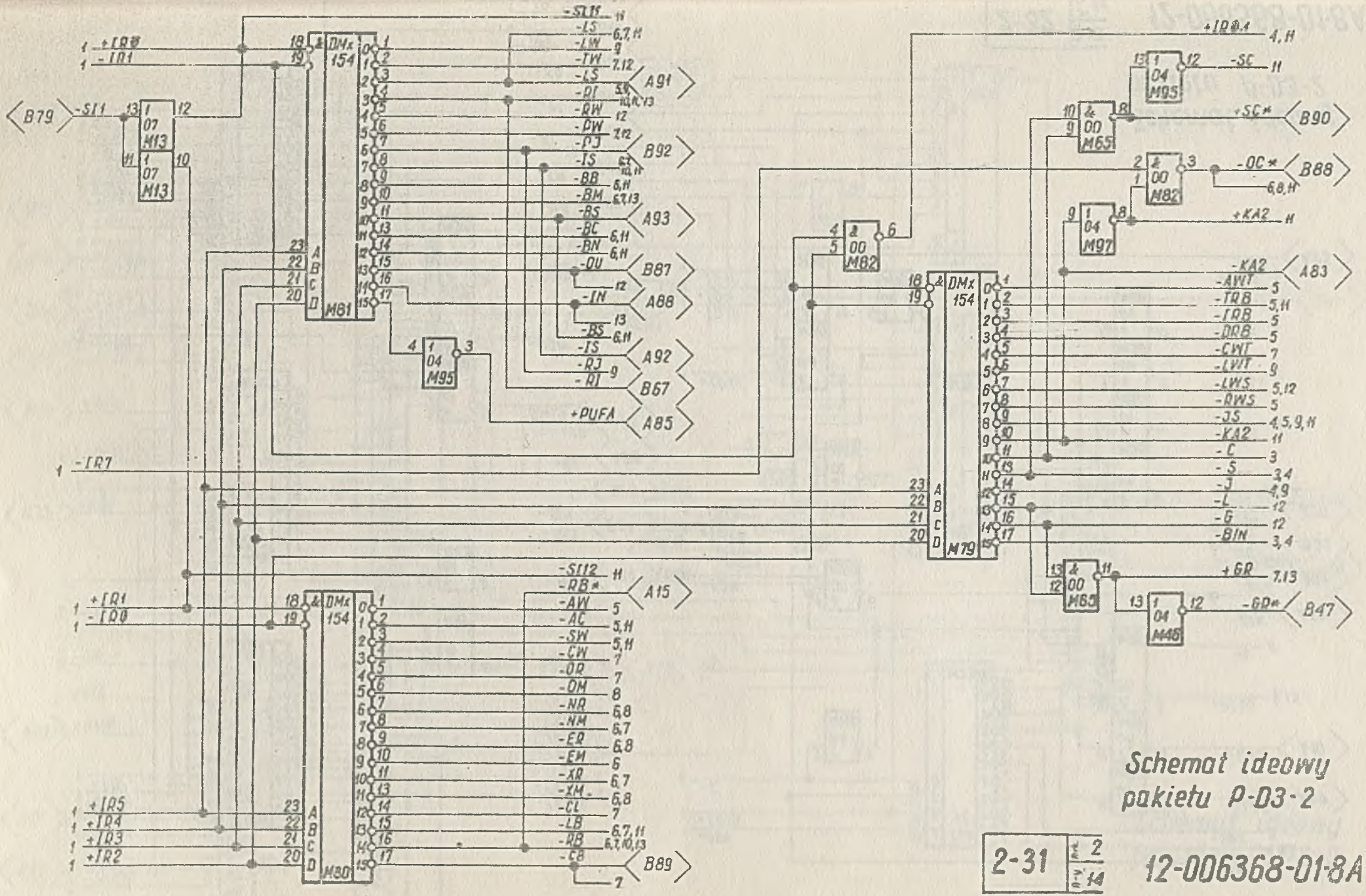

Schemat ideowy pakietu P-D3-2

2-31 | ark. 2 / arkuszy 14

12-006368-01-8A

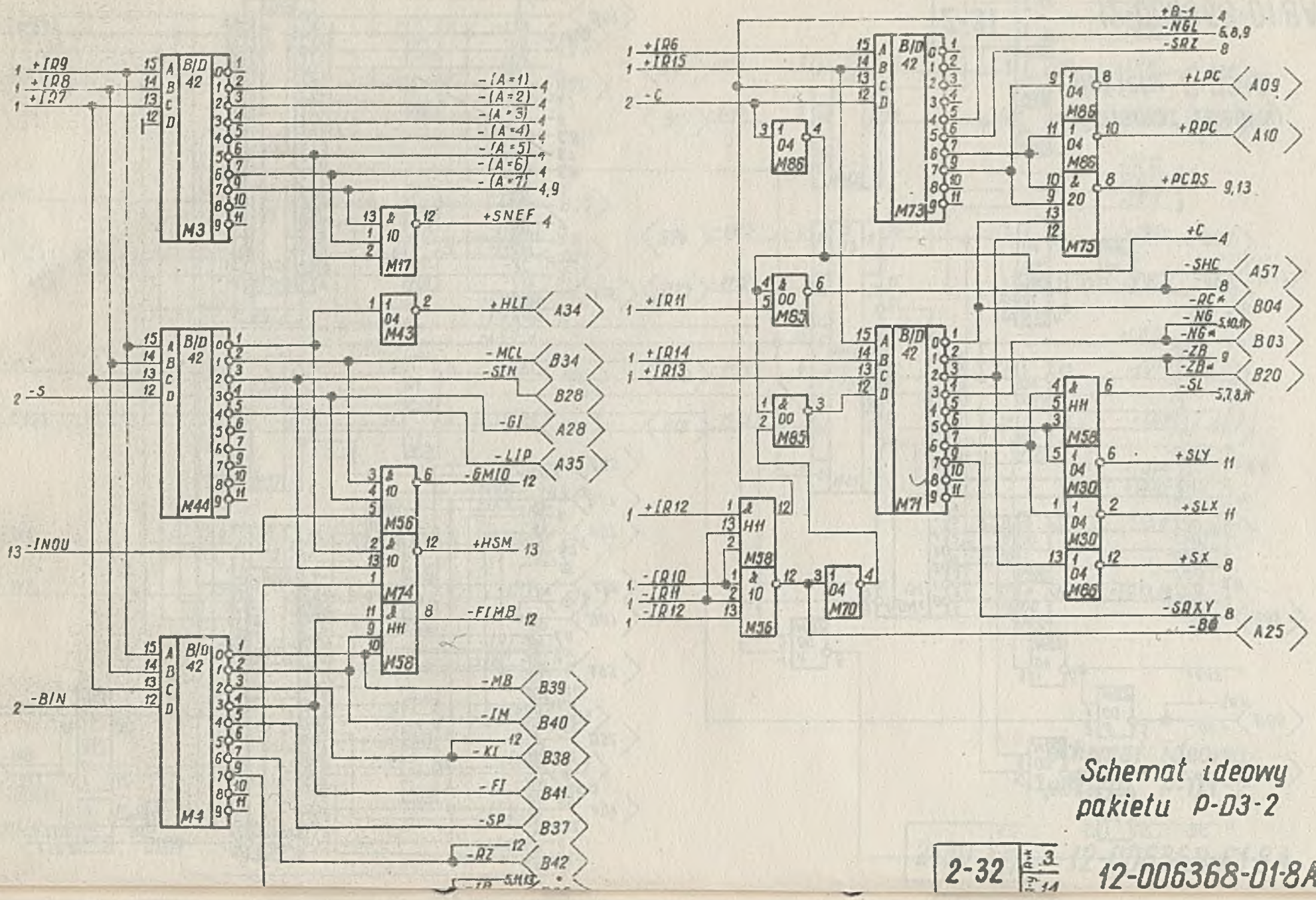

Schemat ideowy pakietu P-D3-2

2-32 | Ark. 3 | Zy. 14

12-006368-01-8A

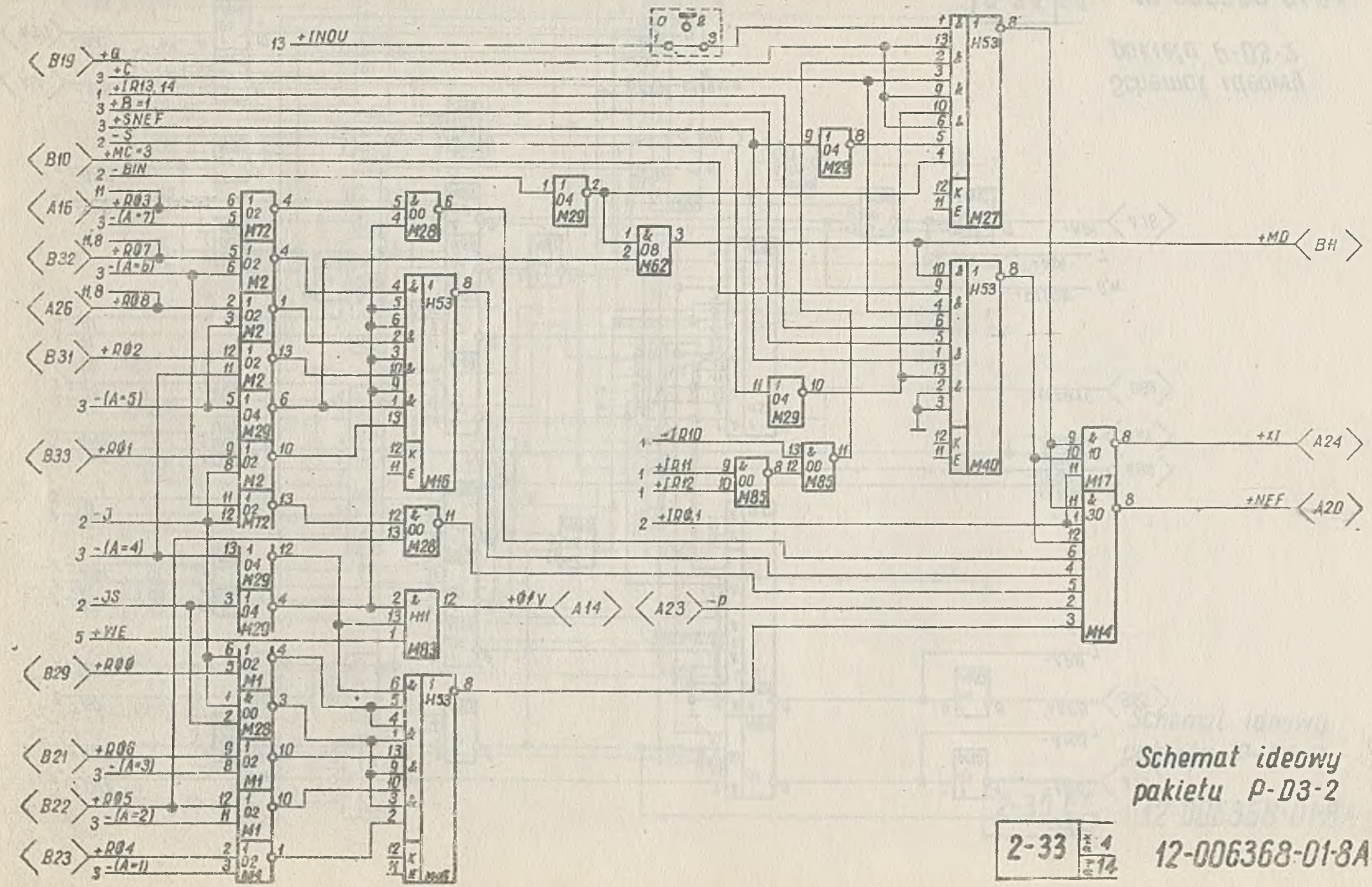

Schemat ideowy pakietu P-D3-2

2-33 | 4 / 14

12-006368-01-8A

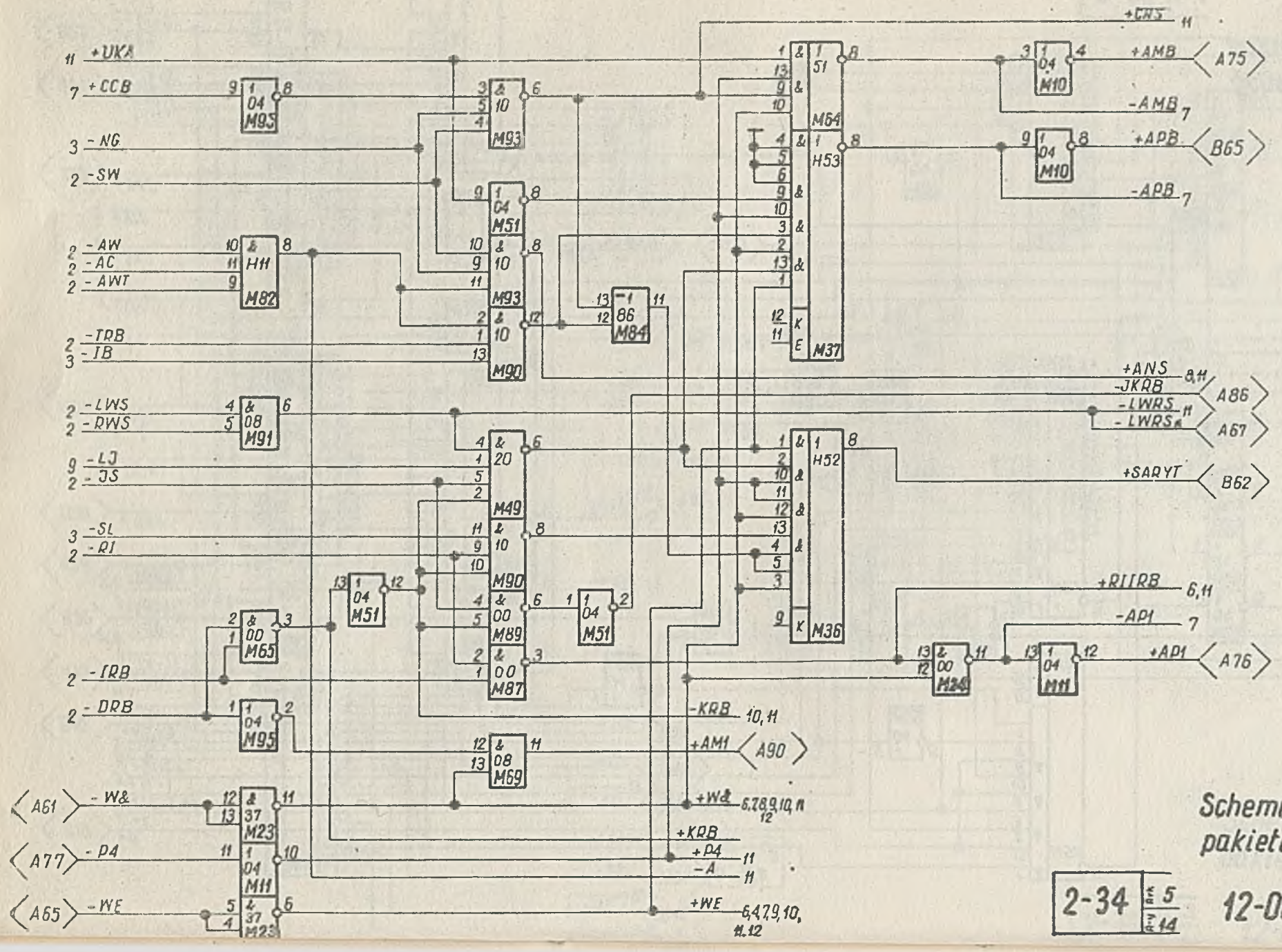

Schemat ideowy pakietu P-D3-2

2-34 | ark 5 | arkuszy 14

12-006368-01-8A

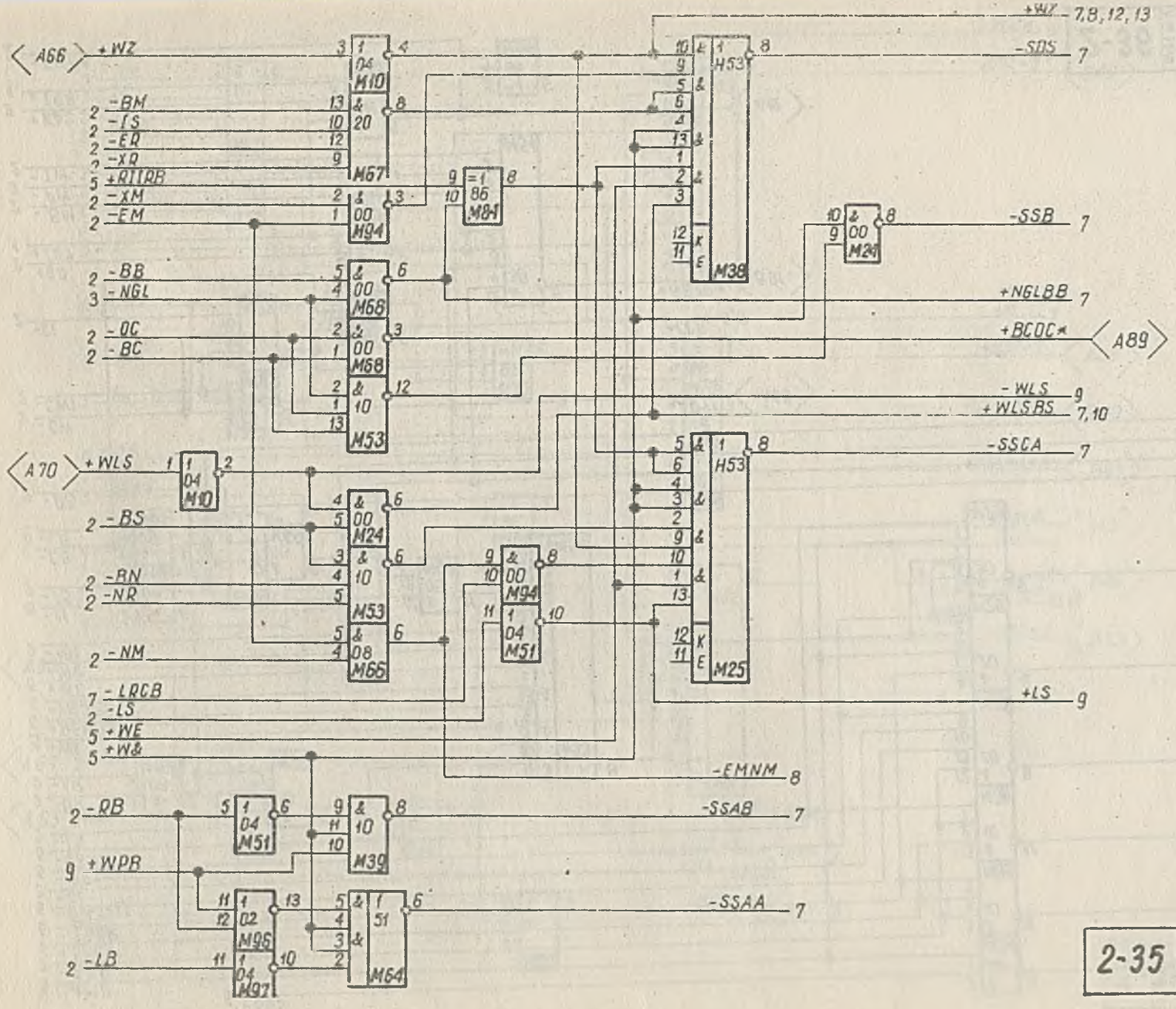

Schemat ideowy
pakietu P-D3-2

2-35 6/14

12-006368-01-8A

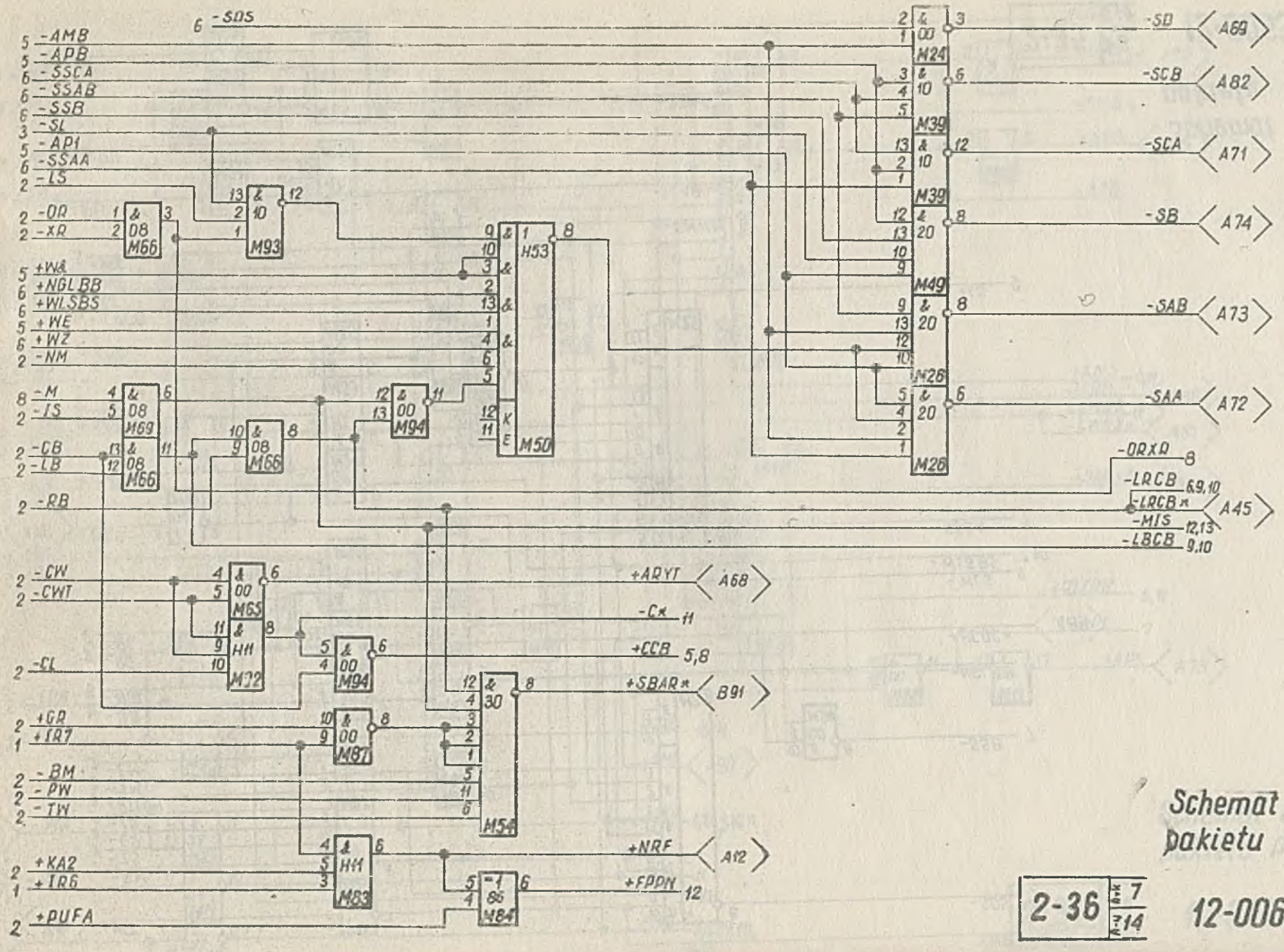

Schemat ideowy
pakietu P-D3-2

2-36 ark 7 / ark 14

12-006368-01-8A

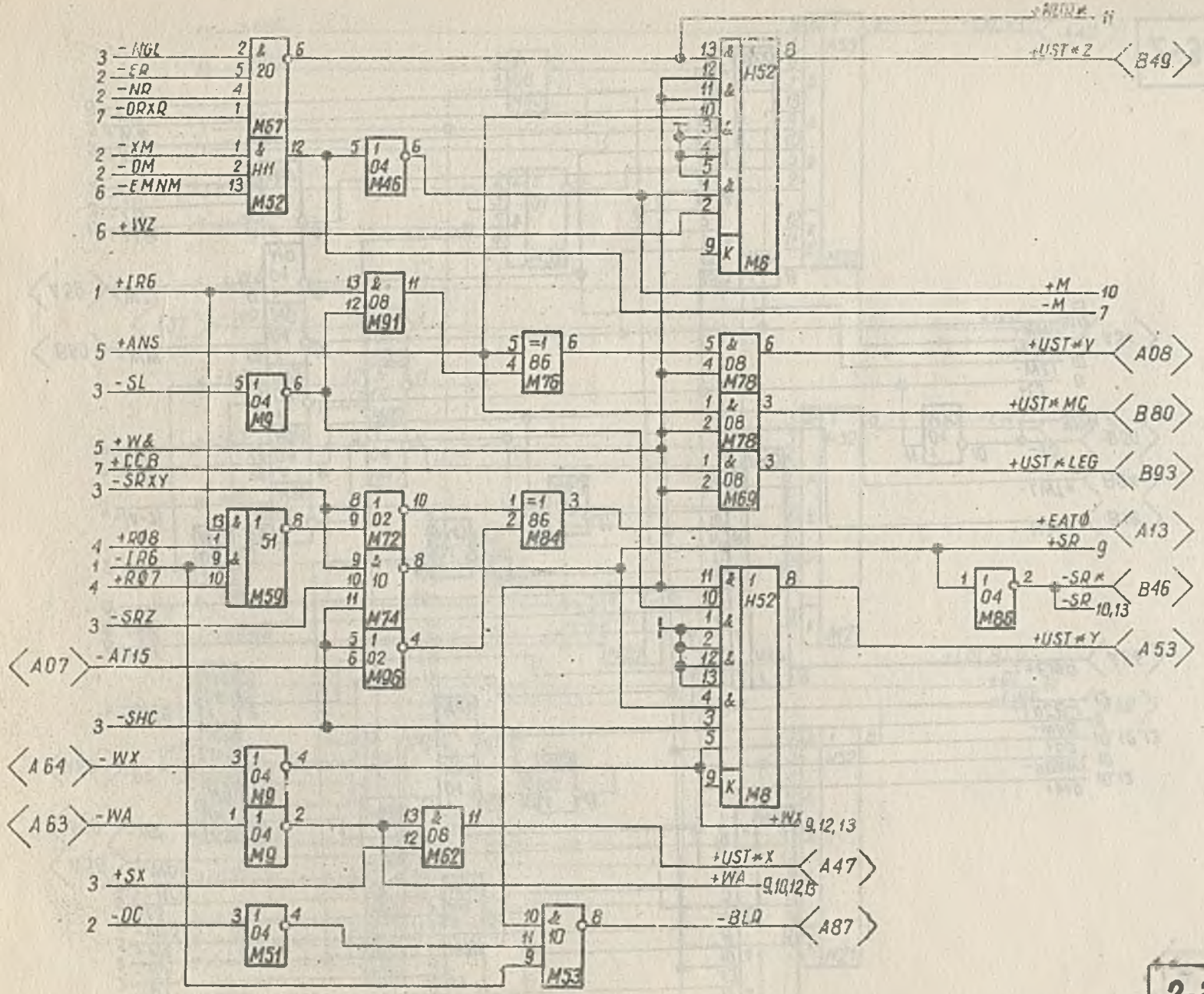

Schemat ideowy
pakietu P-D3-2

2-37 | 8/14

12-006368-01-8A

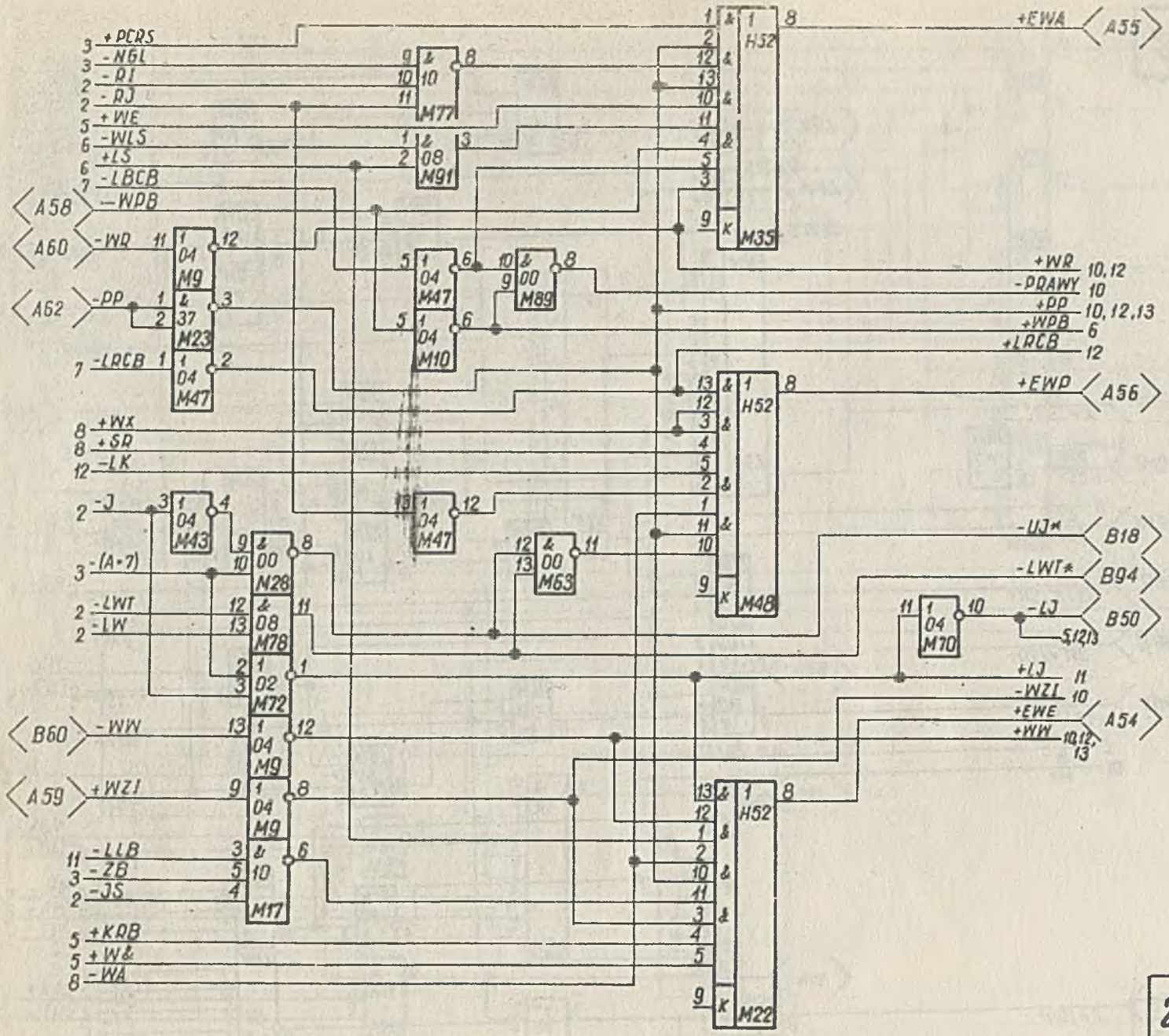

Schemat ideowy pakietu P-D3-2

2-38	ark. 9 / 14

12-006368-01-8A

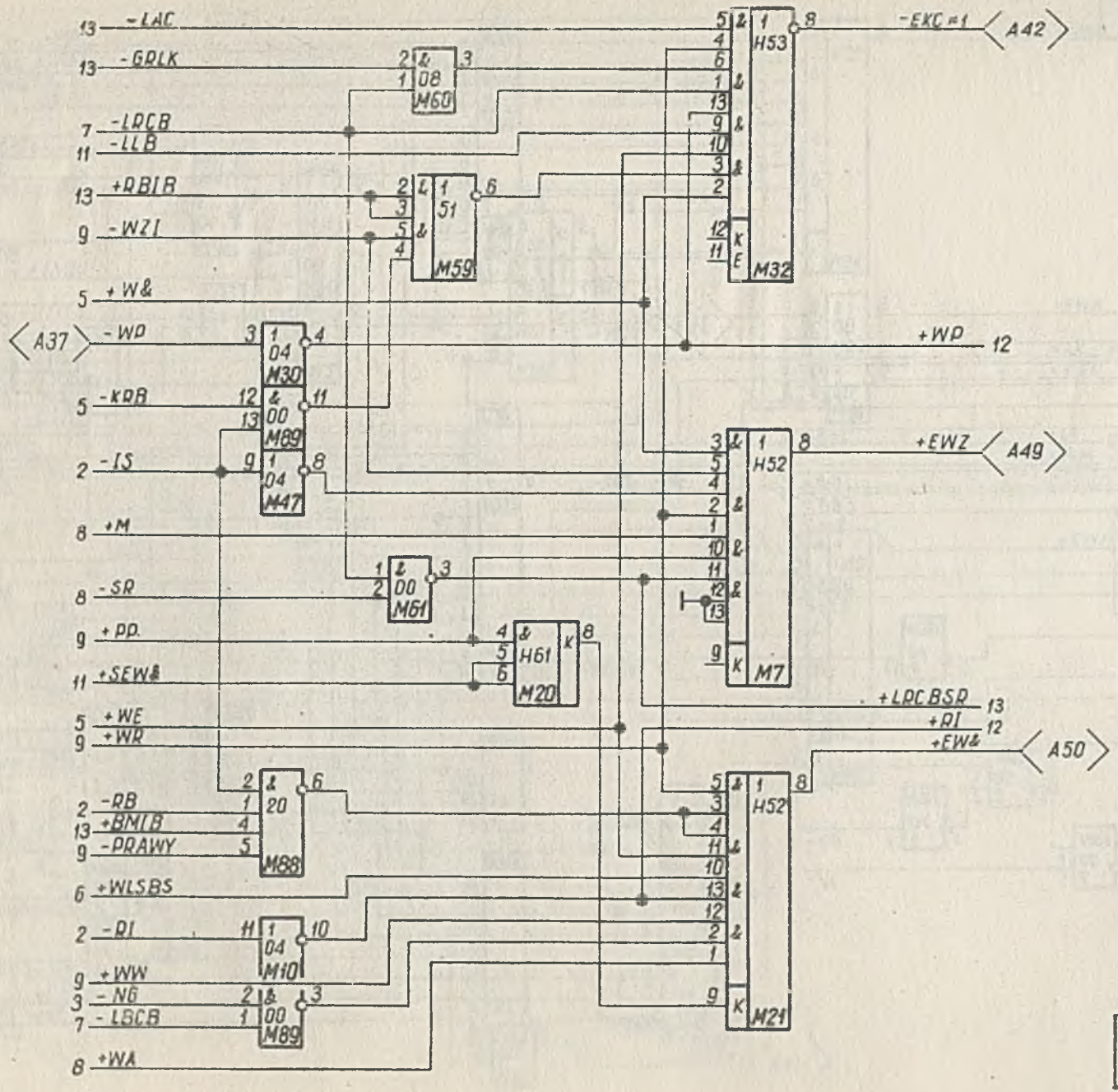

Schemat ideowy pakietu P-D3-2

2-39 | 10 | 14

12-006368-01-8A

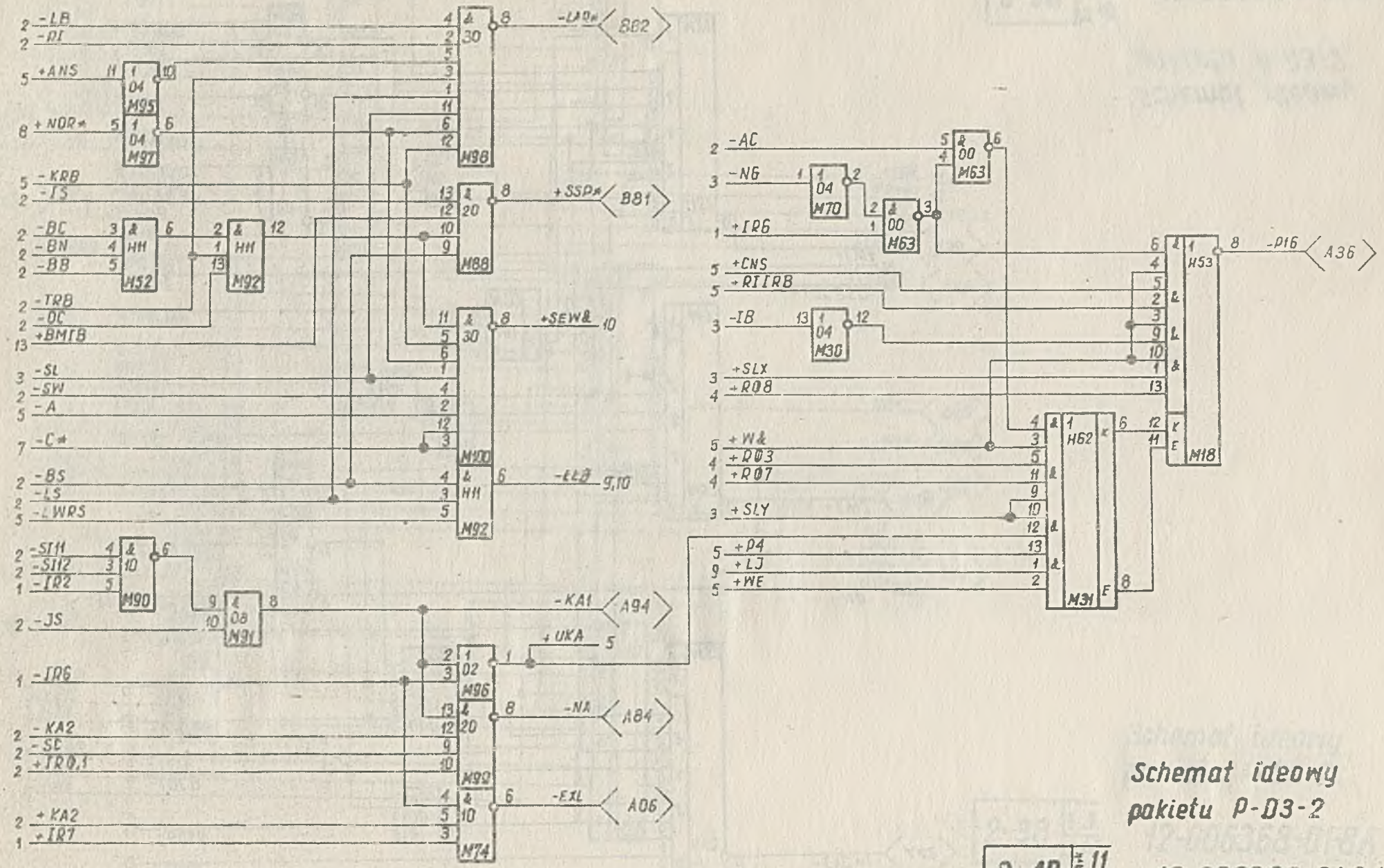

Schemat ideowy
pakietu P-D3-2

2-40 | 11 / 14

12-006368-01-8A

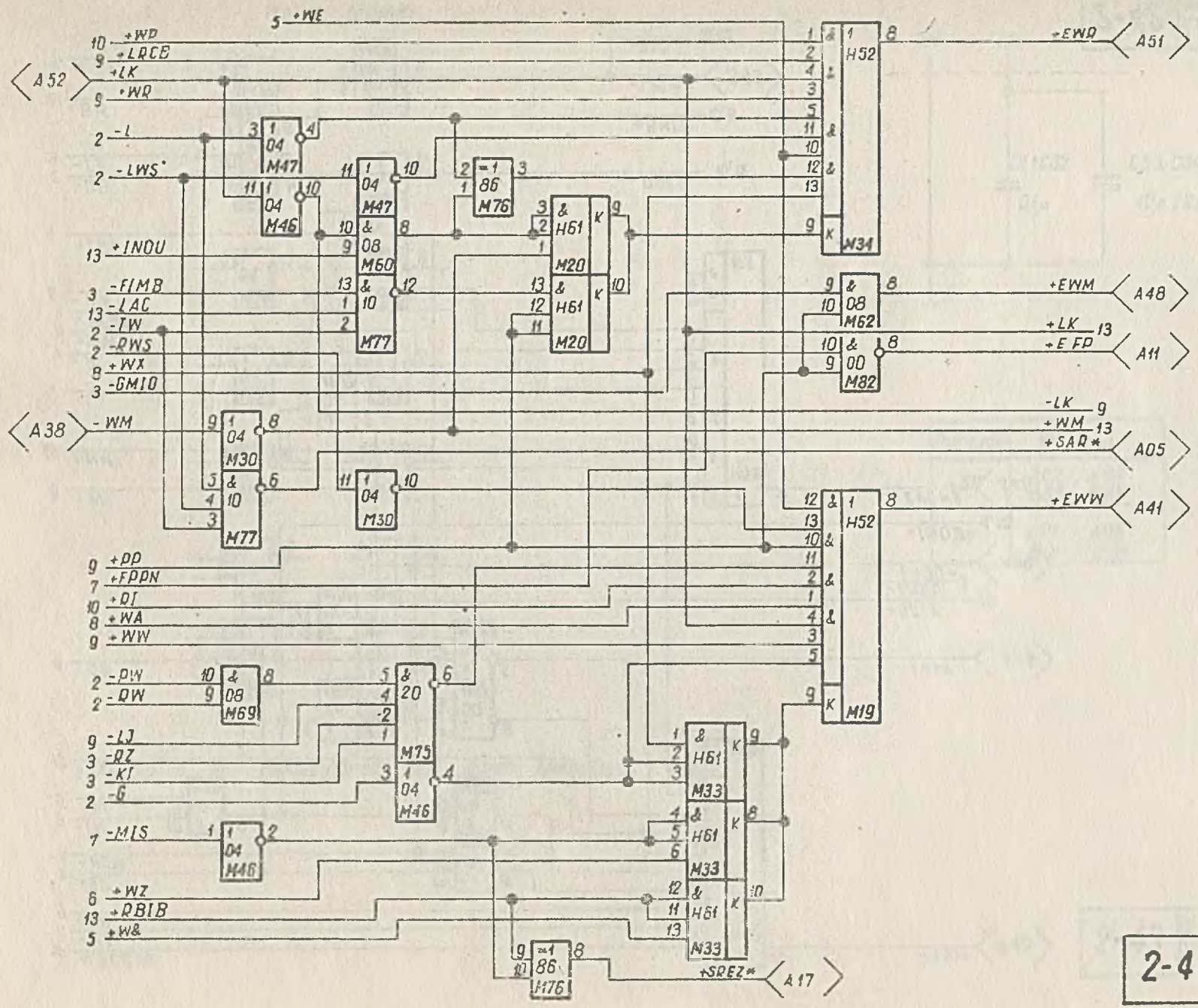

Schemat ideowy pakietu P-D3-2

2-41 | 12 | 14

12-006368-01-8A

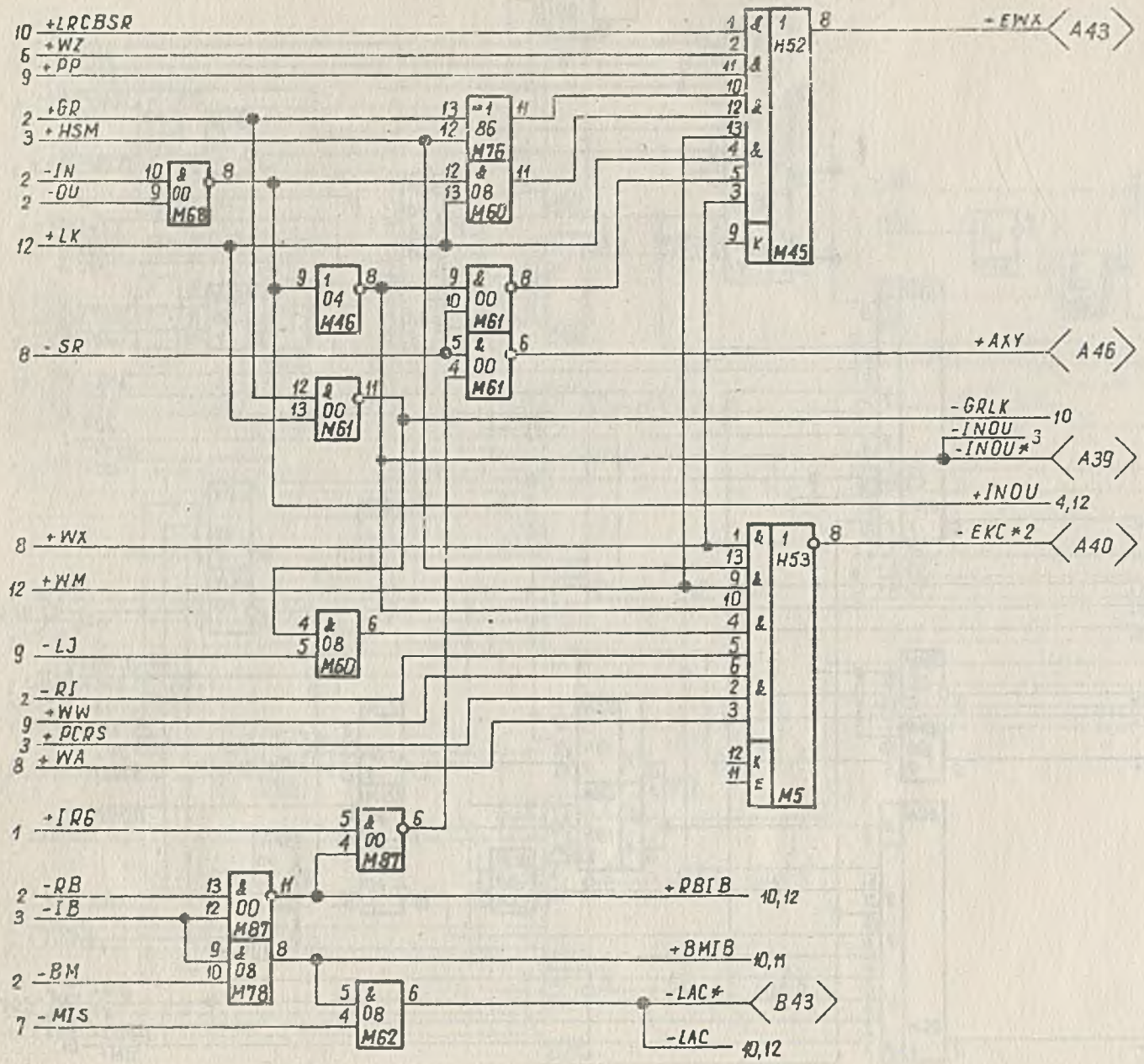

Schemat ideowy
pakietu P-D3-2

2-42	13 / 14	12-006368-01-8A

Wolne bramki:

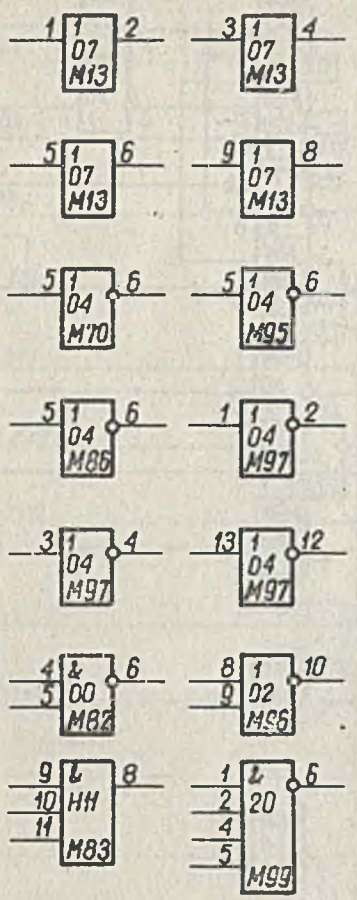

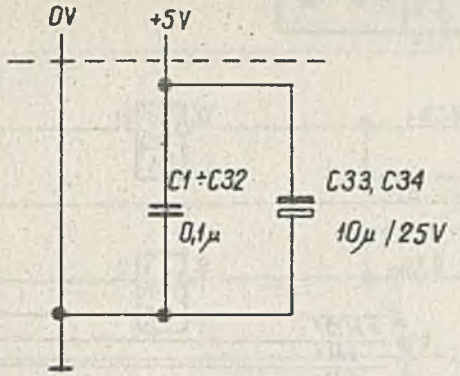

Zasilanie	Nr styku
+5V	A02 , A95 B02 B95
0V	A01 , A96 B01 , B96

1. Zworka a jest wykorzystana do zadań specjalnych.

Schemat ideowy pakietu P-D3-2

2-43 | Ark 14 | Arkuszy 14

12-006368-01-8A

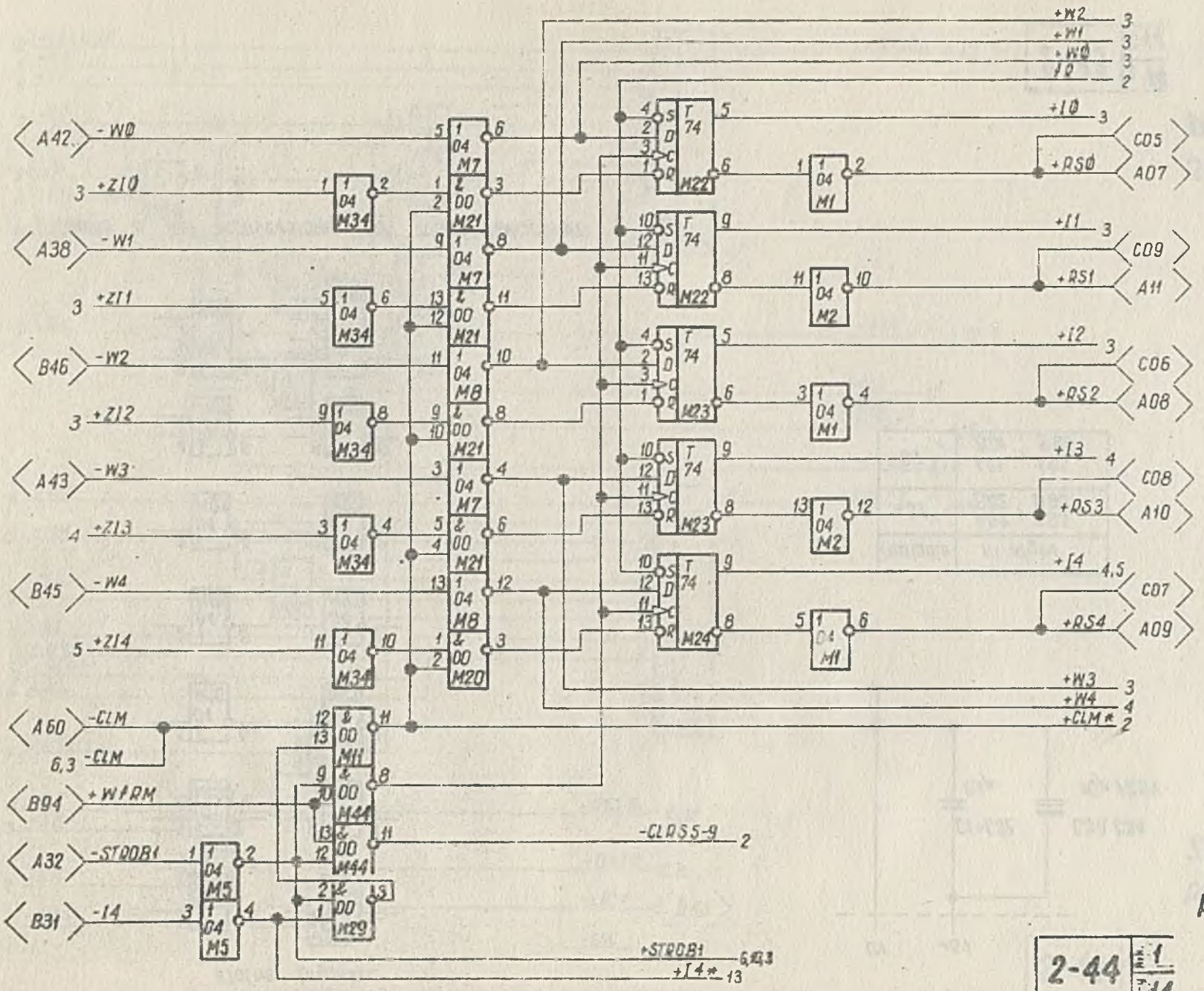

Schemat ideowy
pakietu p-P3-2

2-44 | 1/14

12-006368-01-8A

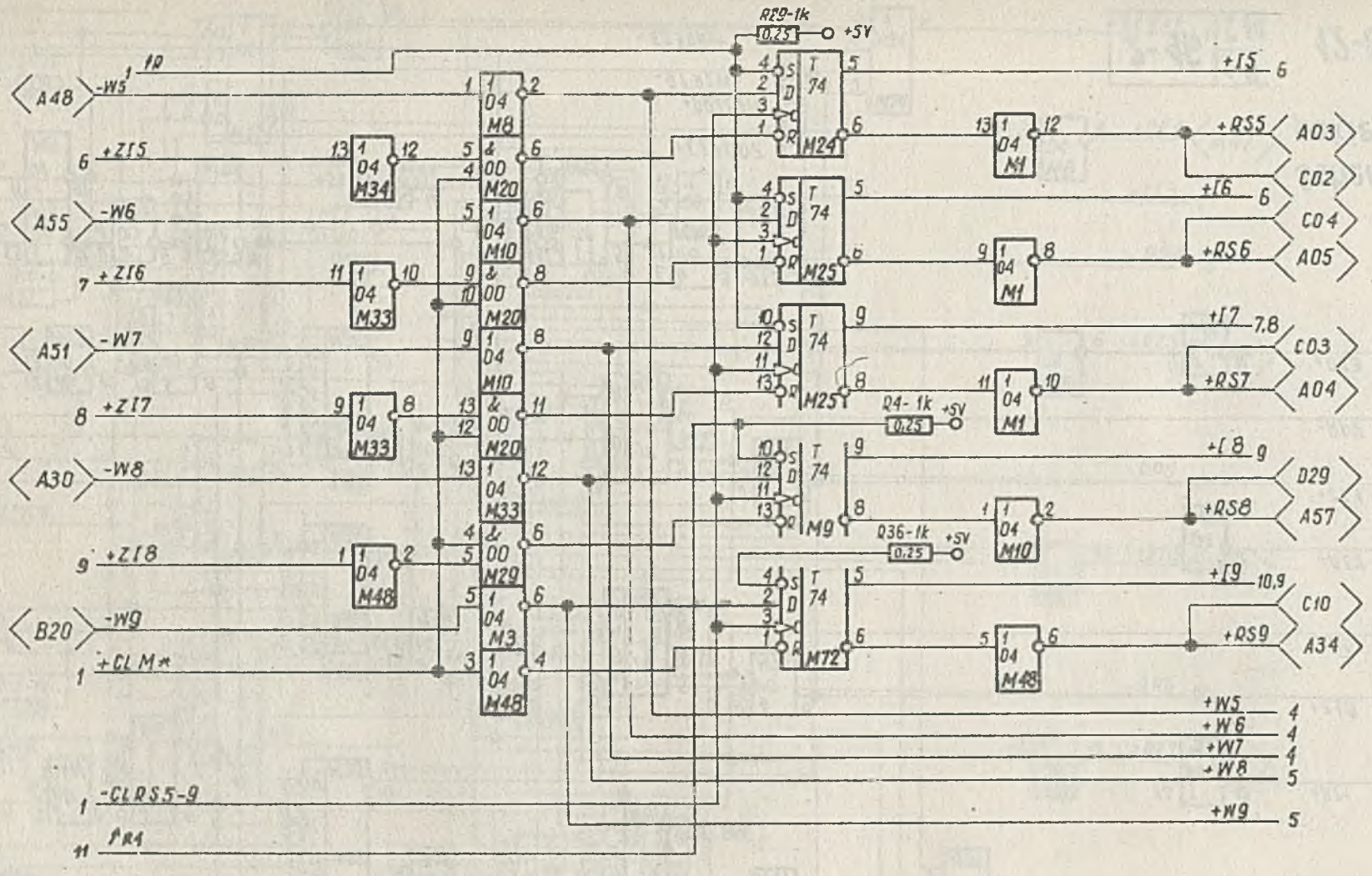

Schemat ideowy
pakietu P-P3-2

2-45 | Ark. 2 / 14

12-006368-01-8A

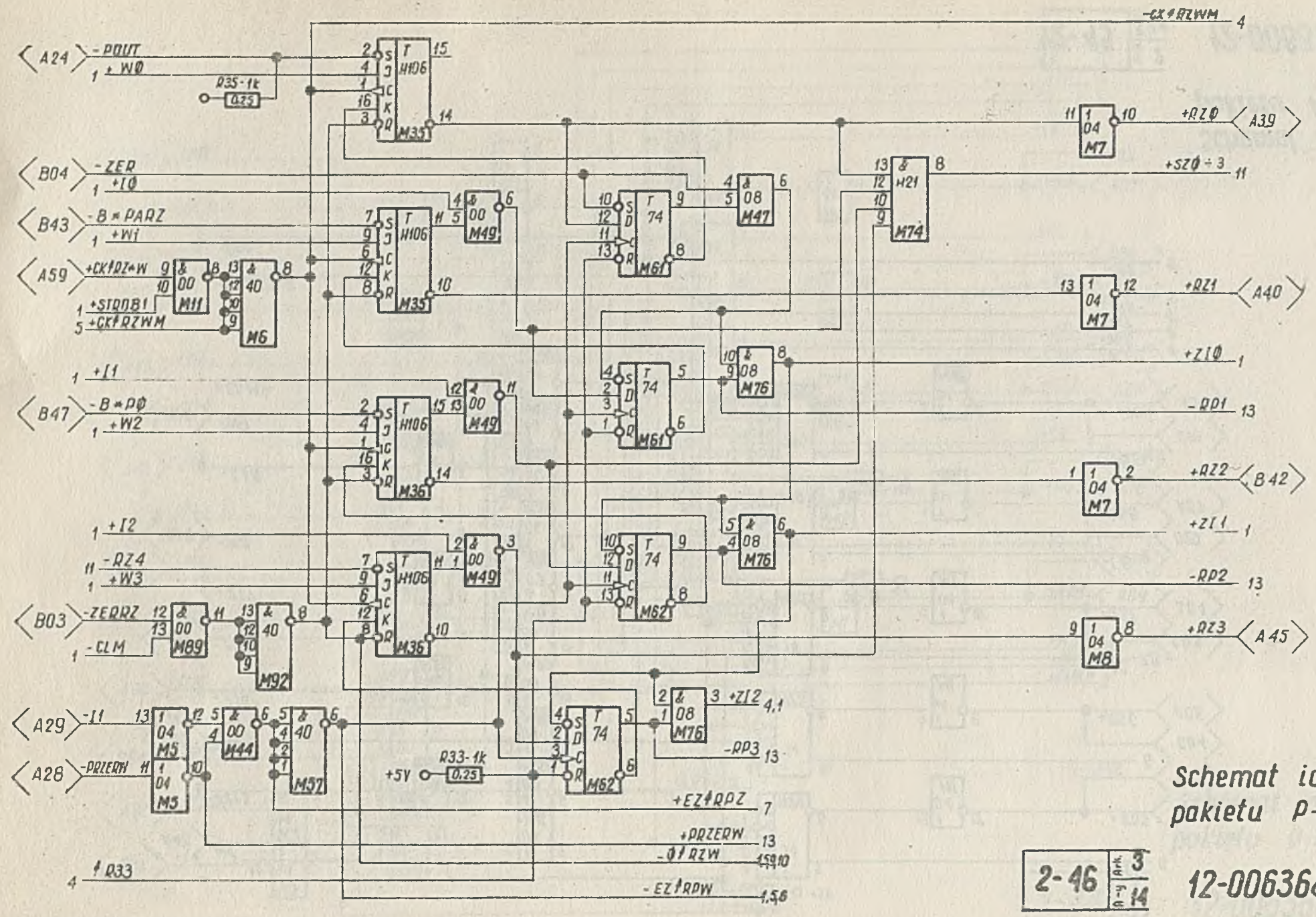

Schemat ideowy pakietu P-P3-2

2-46	Ark. 3	
	Ark. 14	

12-006368-01-8A

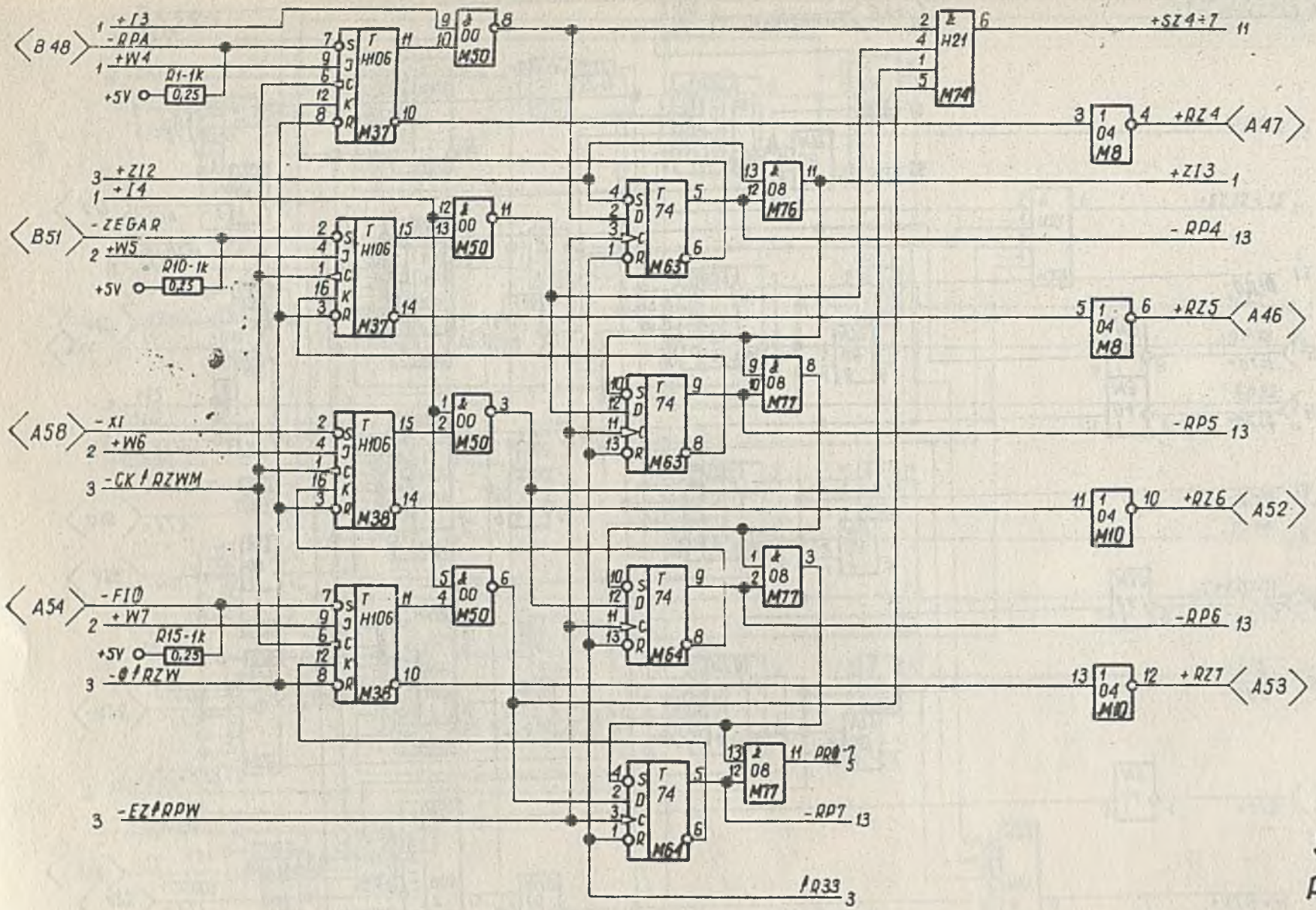

Schemat ideowy
pakietu P-P3-2

2-47	ark. 4 / ark. 14	12-006368-01-8A

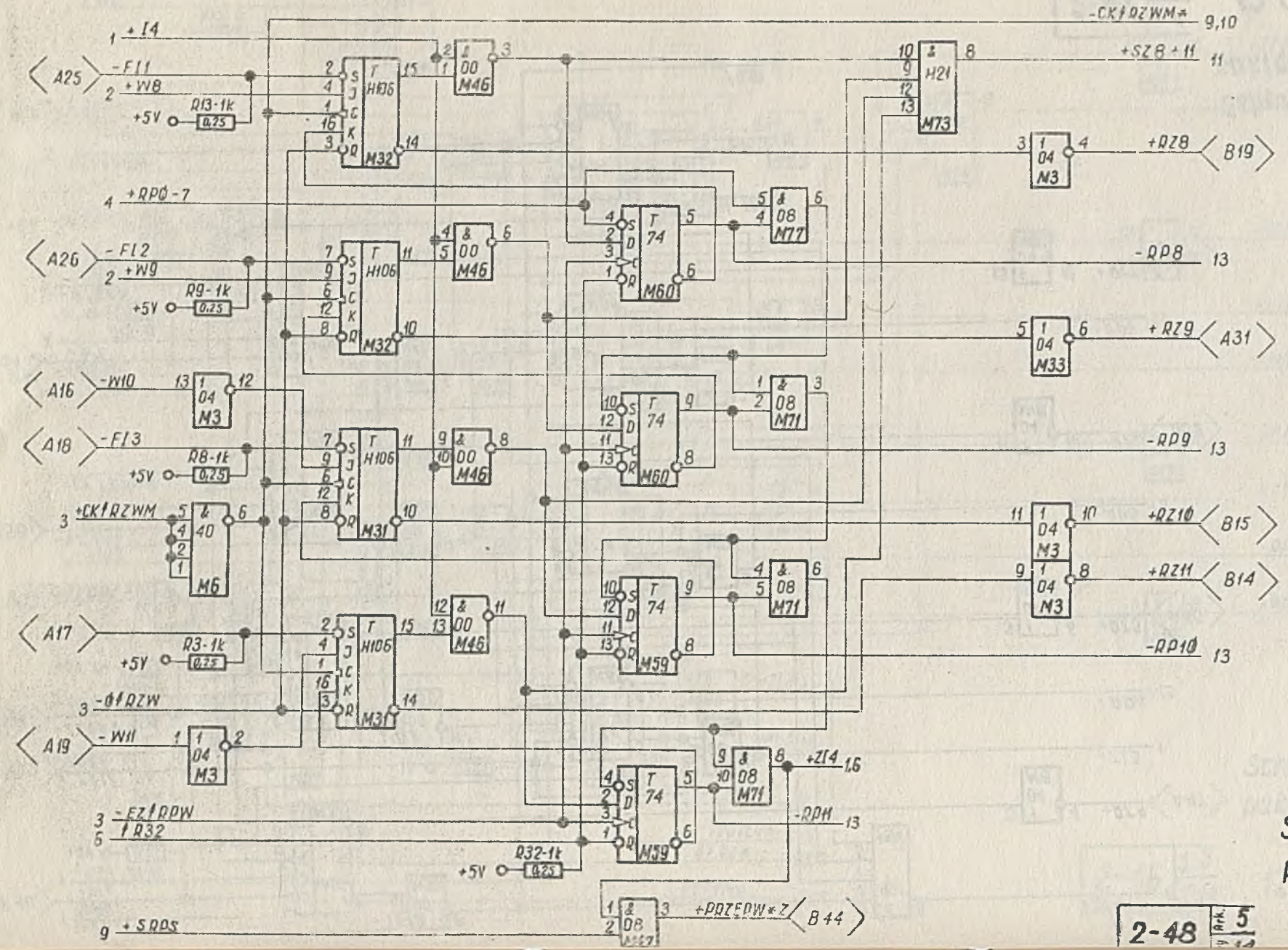

Schemat ideowy
pakietu P-P3-2

12-006368-01-8

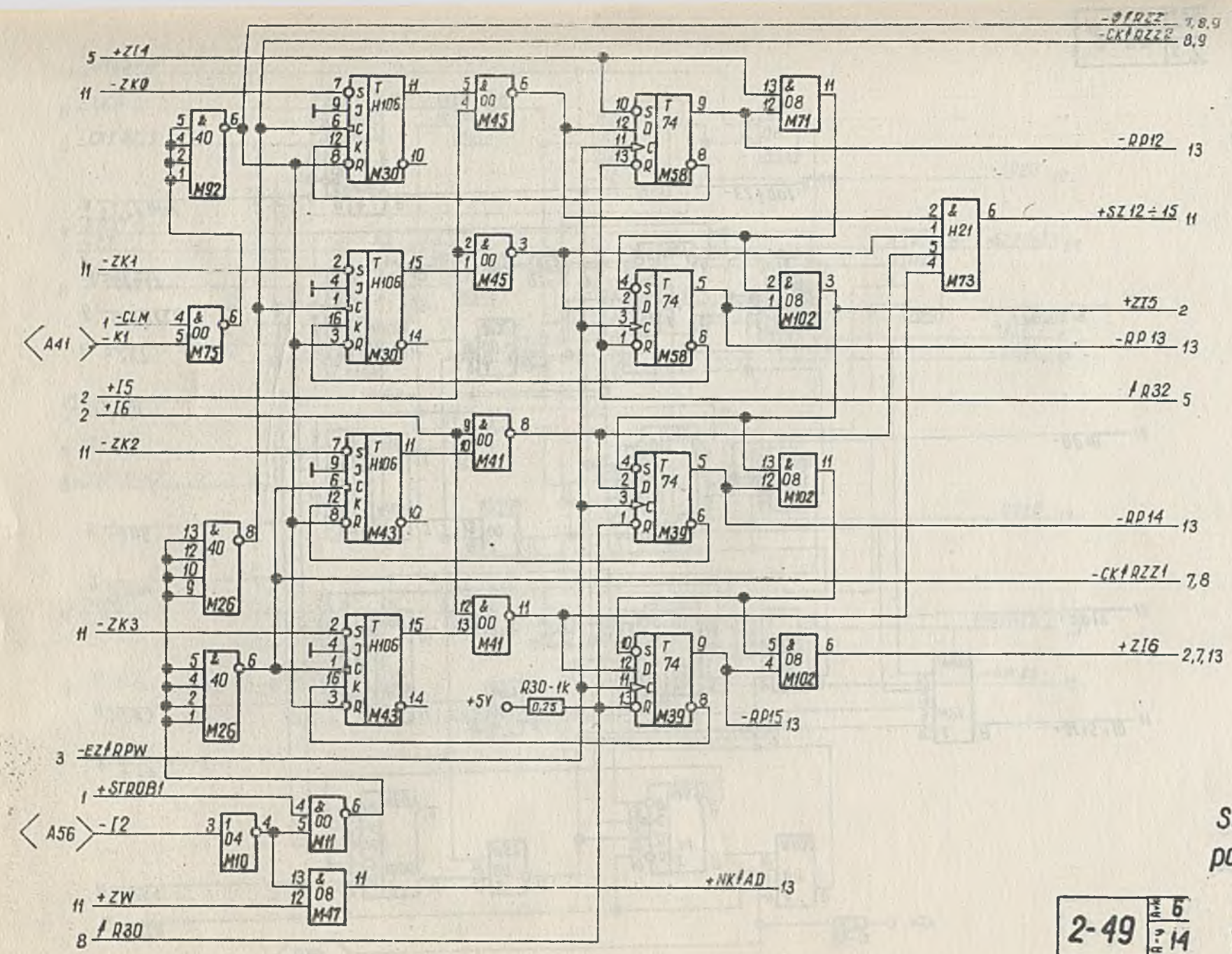

Schemat ideowy
pakietu P-P3-2

2-49 | Ark 6 | Ar 14

12-006368-01-8A

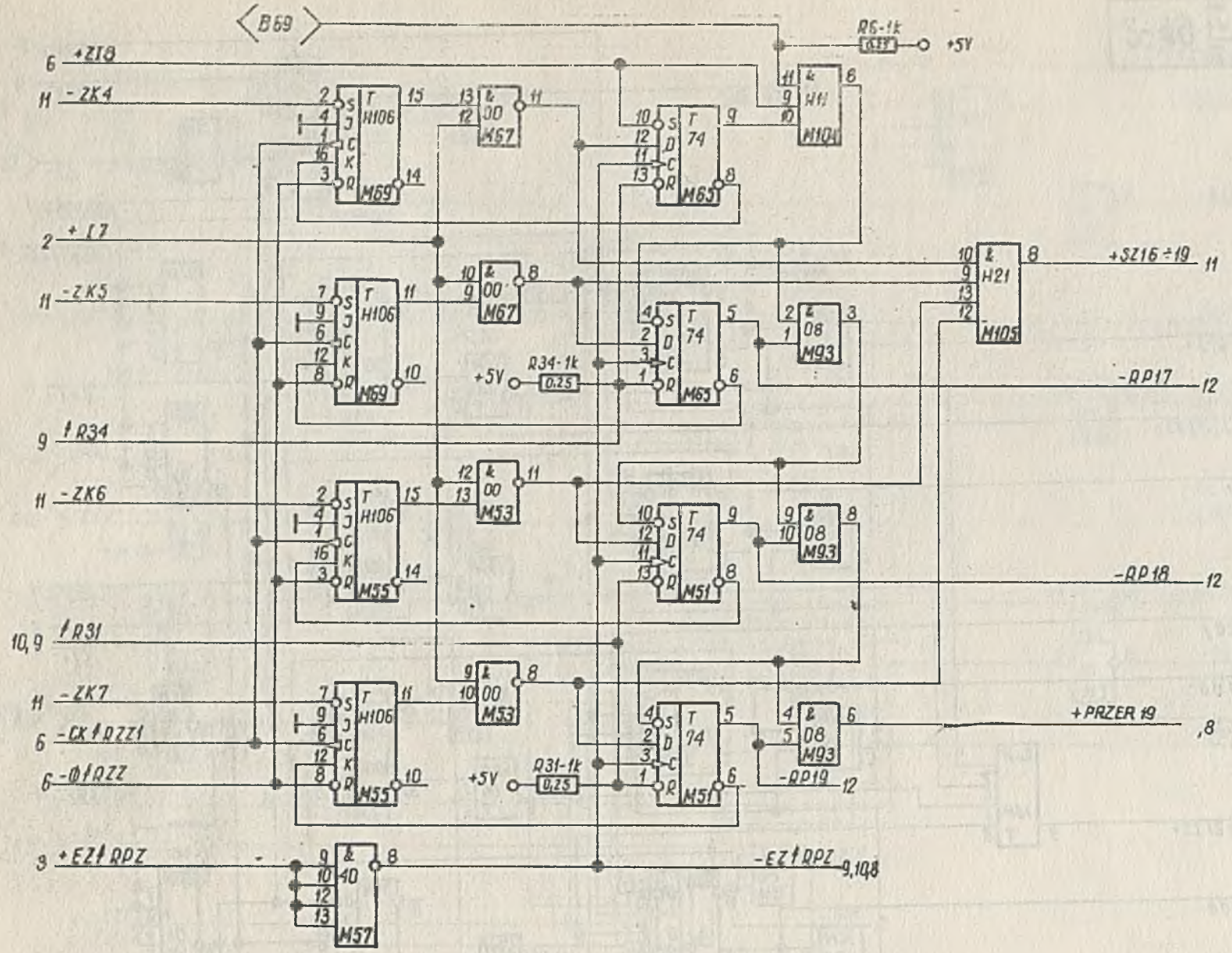

Schemat ideowy
pakietu P-P3-2

2-50 Ark. 7 / 14

12-006368-01-8A

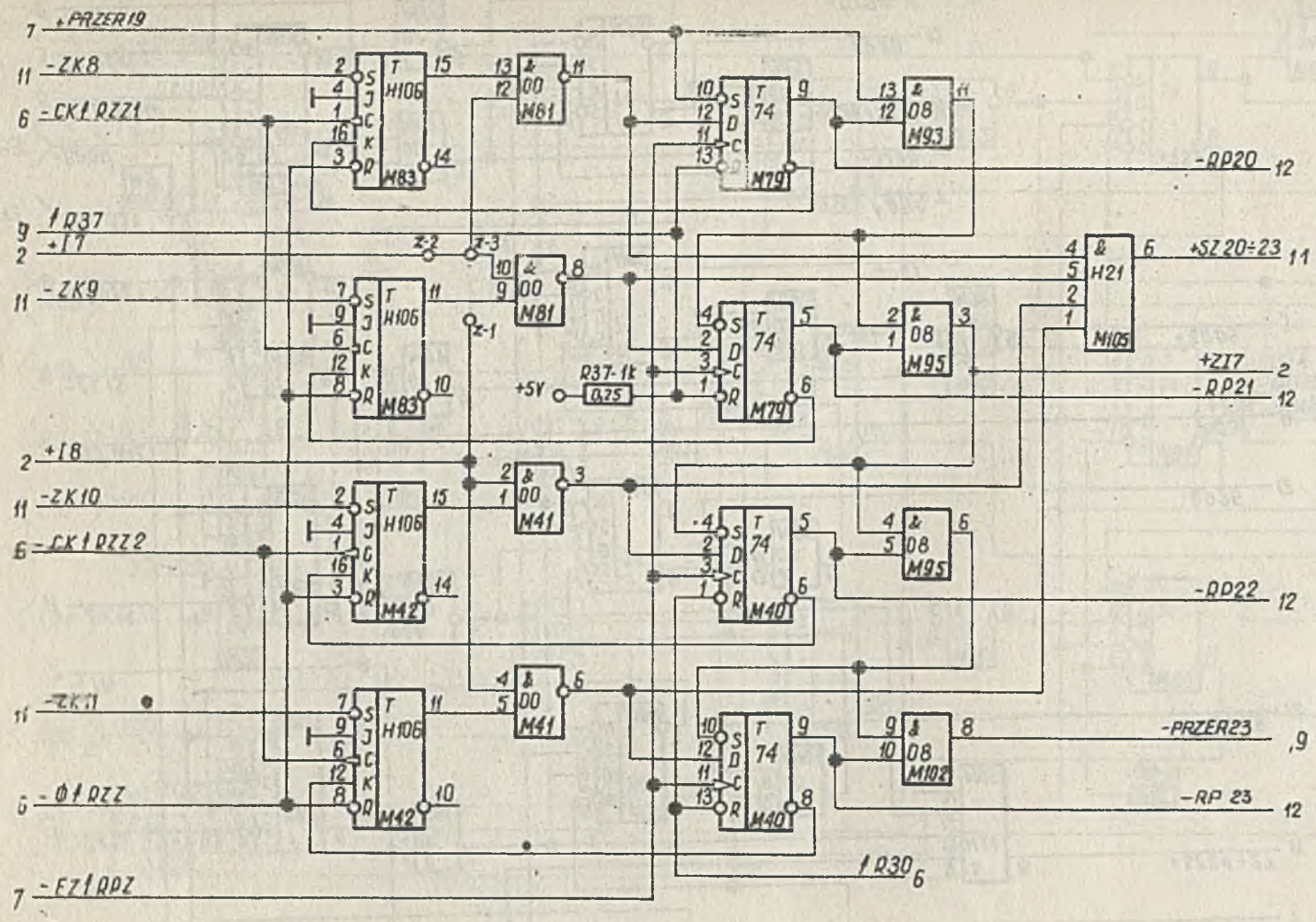

Schemat ideowy
pakietu P-P3-2

2-51	8 / 14	12-006368-01-8A

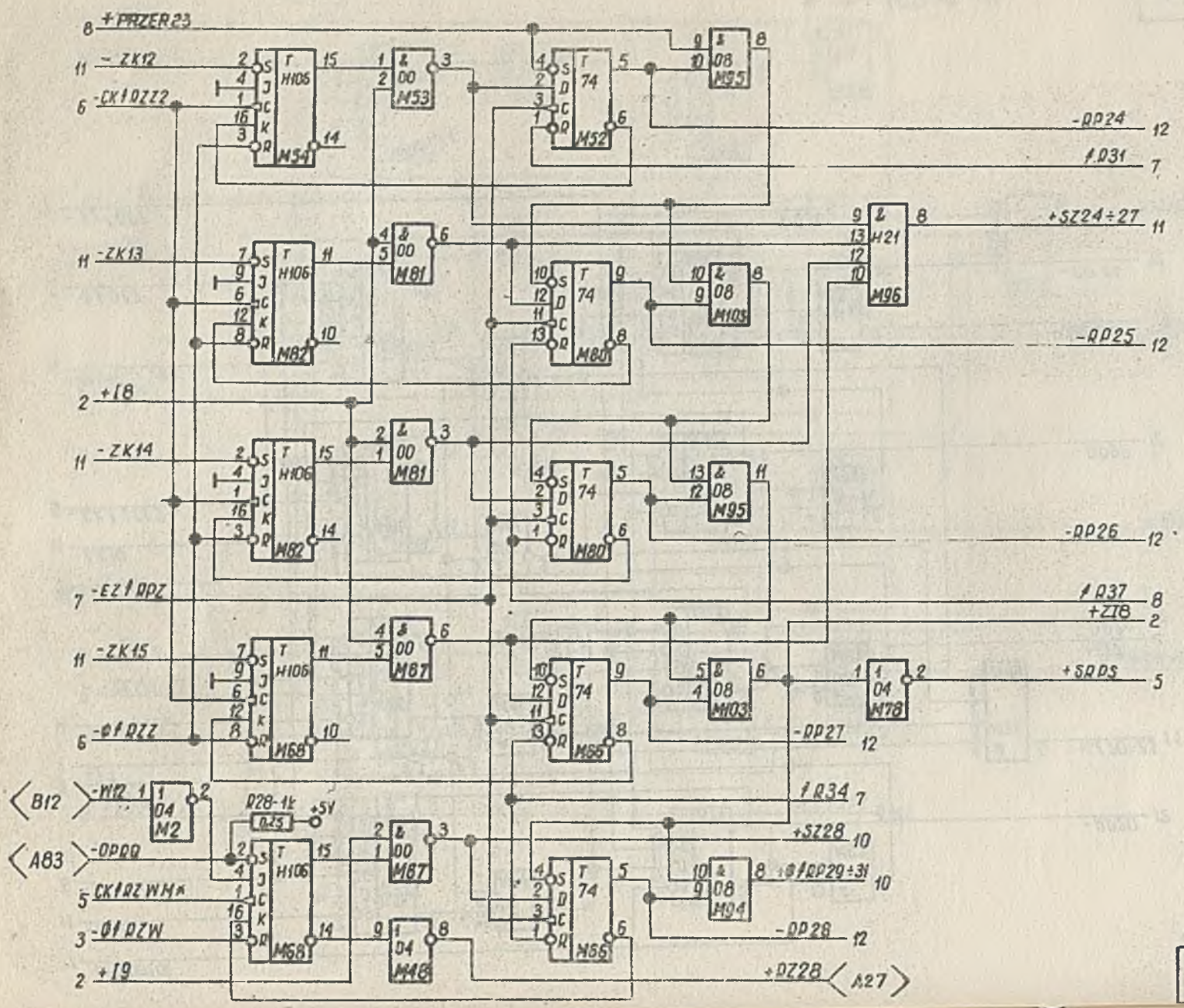

Schemat ideowy
pakietu P-P3-2

2-52 9/14

12-006368-01-8A

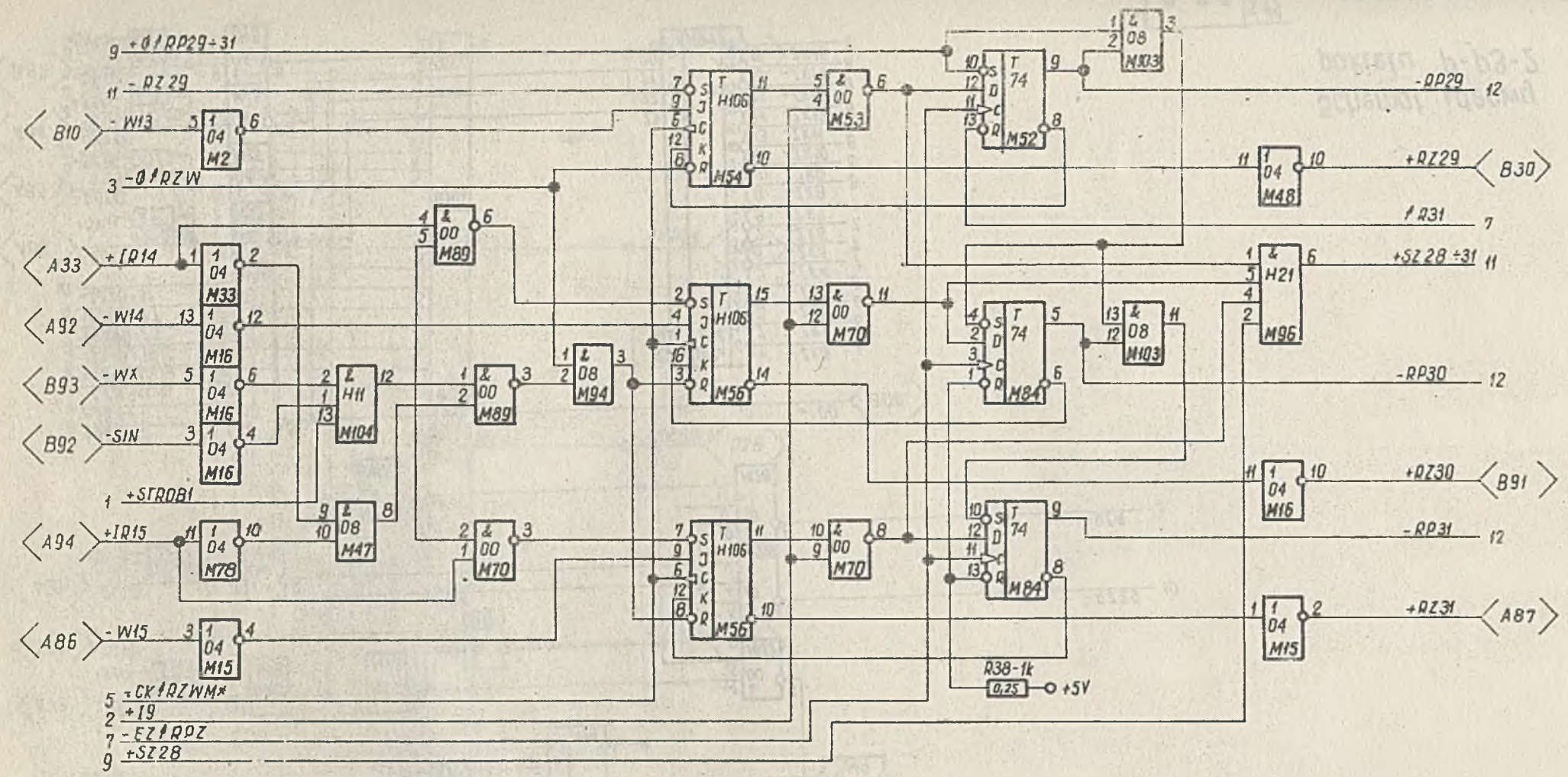

Schemat ideowy
pakietu P-P3-2

2-53	arkusz 10 / arkuszy 14	12-006368-01-8A

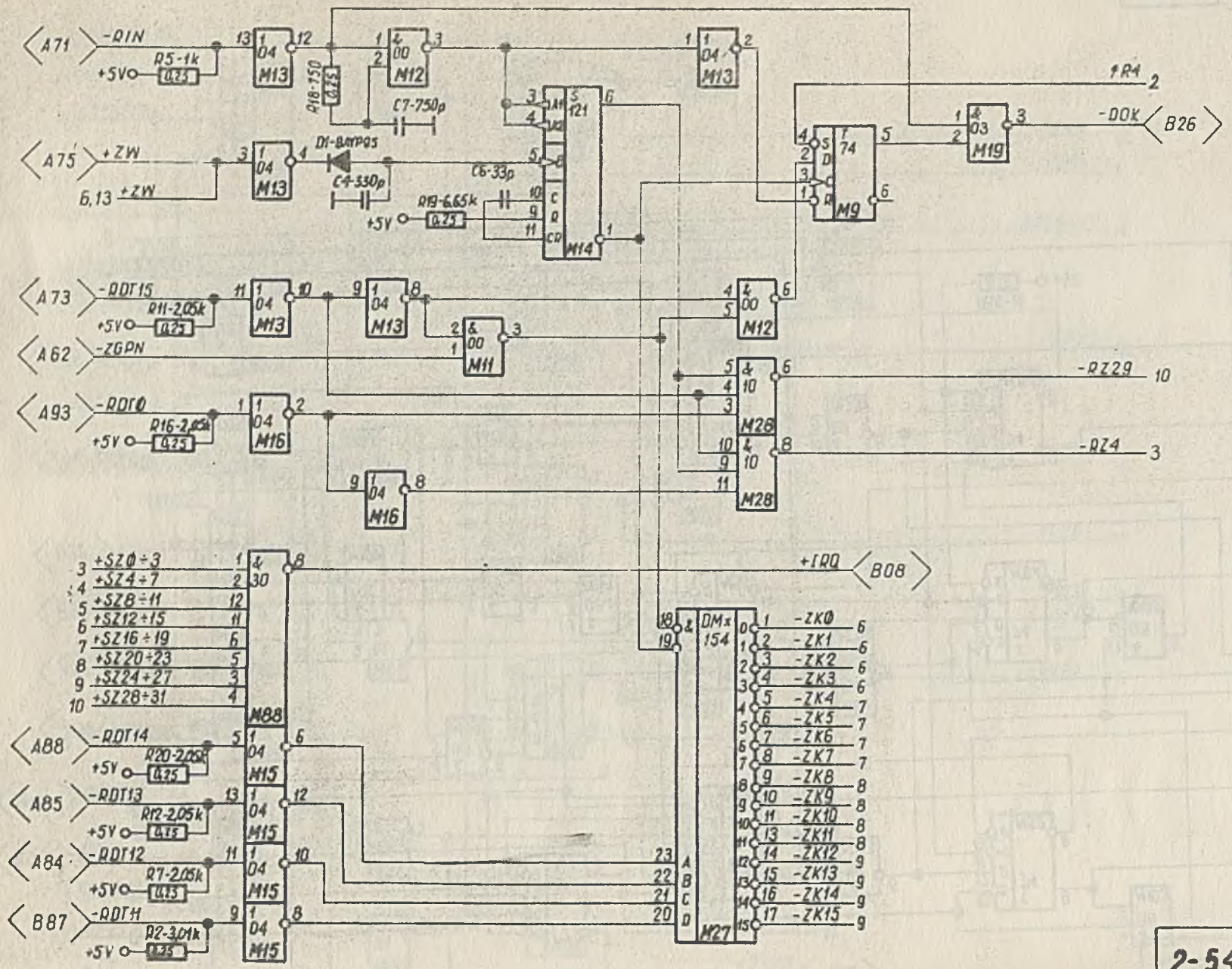

Schemat ideowy
pakietu P-P3-2

2-54	Ark 11 / Ark 14	12-006368-01-8A

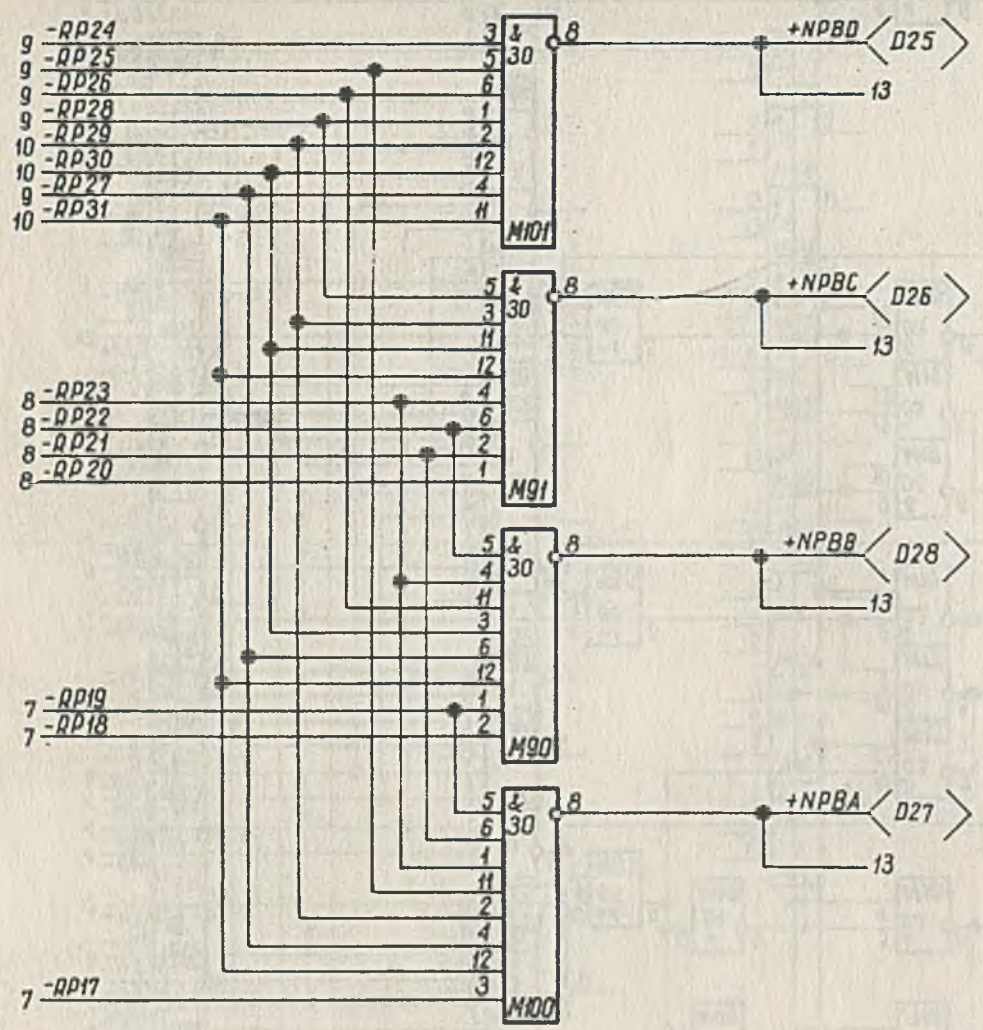

Schemat ideowy
pakietu P-P3-2

2-55	Ark. 12 / Ar-y 14	12-006368-01-8A

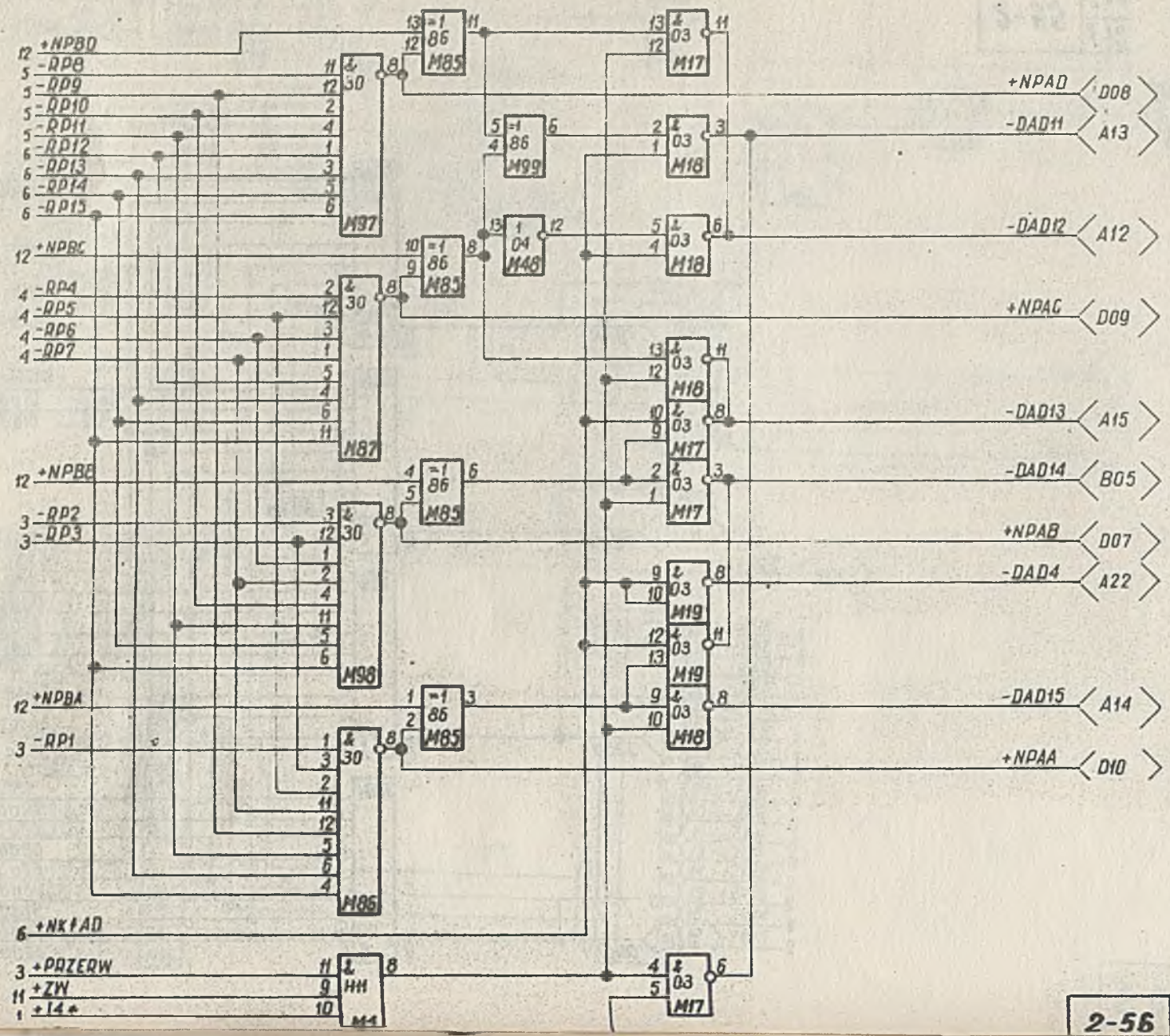

Schemat ideowy
pakietu P-P3-2

2-56 | 13

12-006368-01-8A

Wolne bramki:



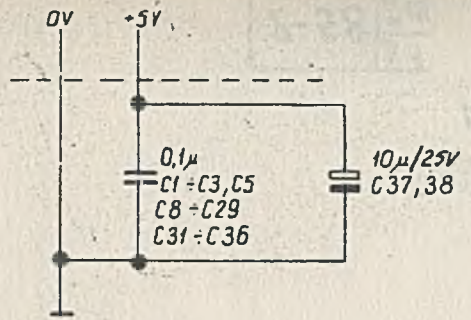

Zasilanie	Nr styku
0V	A01 , B01 A96 , B96
+5V	A02 , B02 A95 , B95

1. Połączyć punkty Z2 – Z3

Schemat ideowy
pakietu P-P3-2

2-57	Ark. 14 / Ary 14

12-006368-01-8A

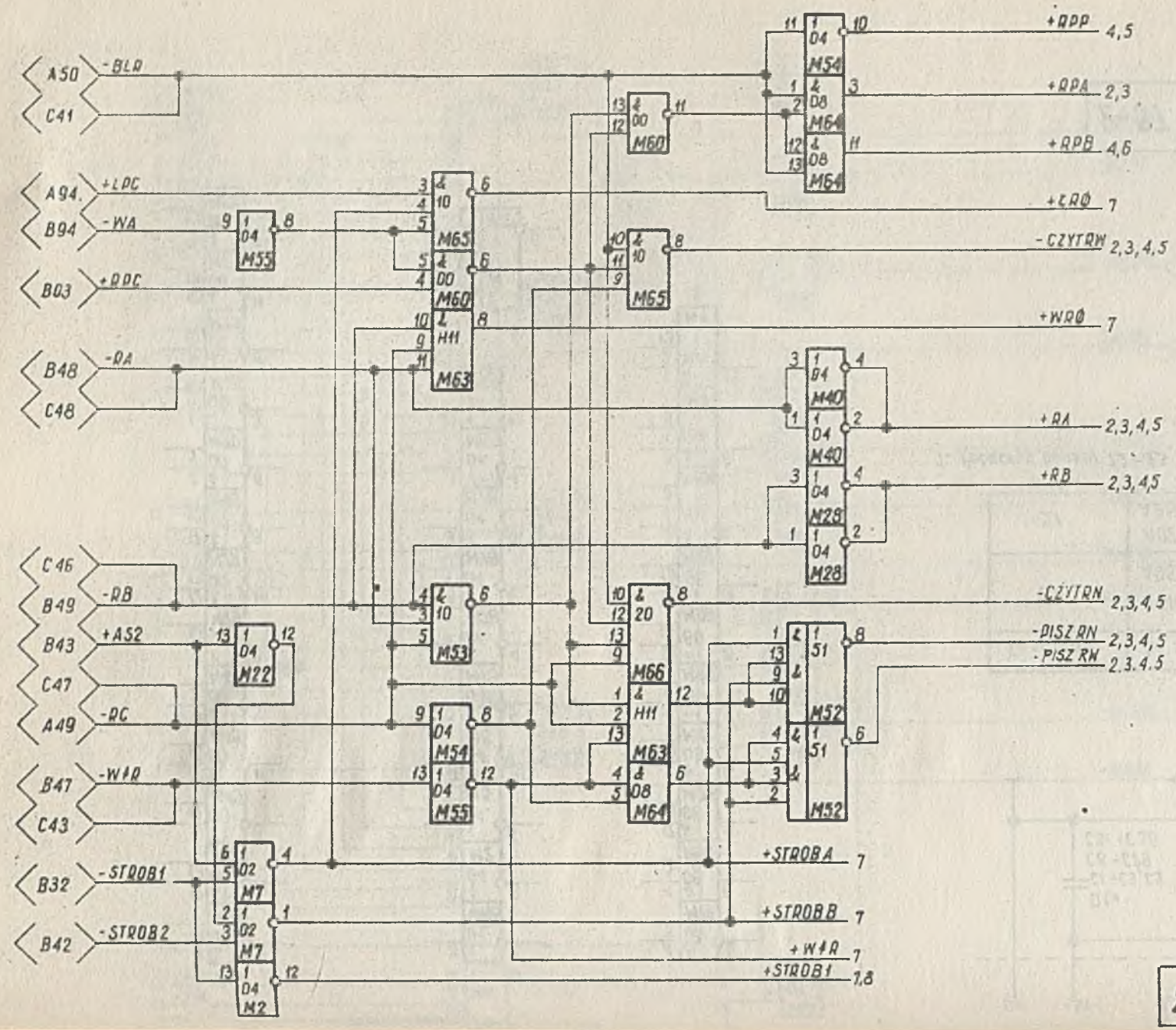

Schemat ideowy
pakietu P-R3-2

2-58 | 1/12

12-006368-01-8A

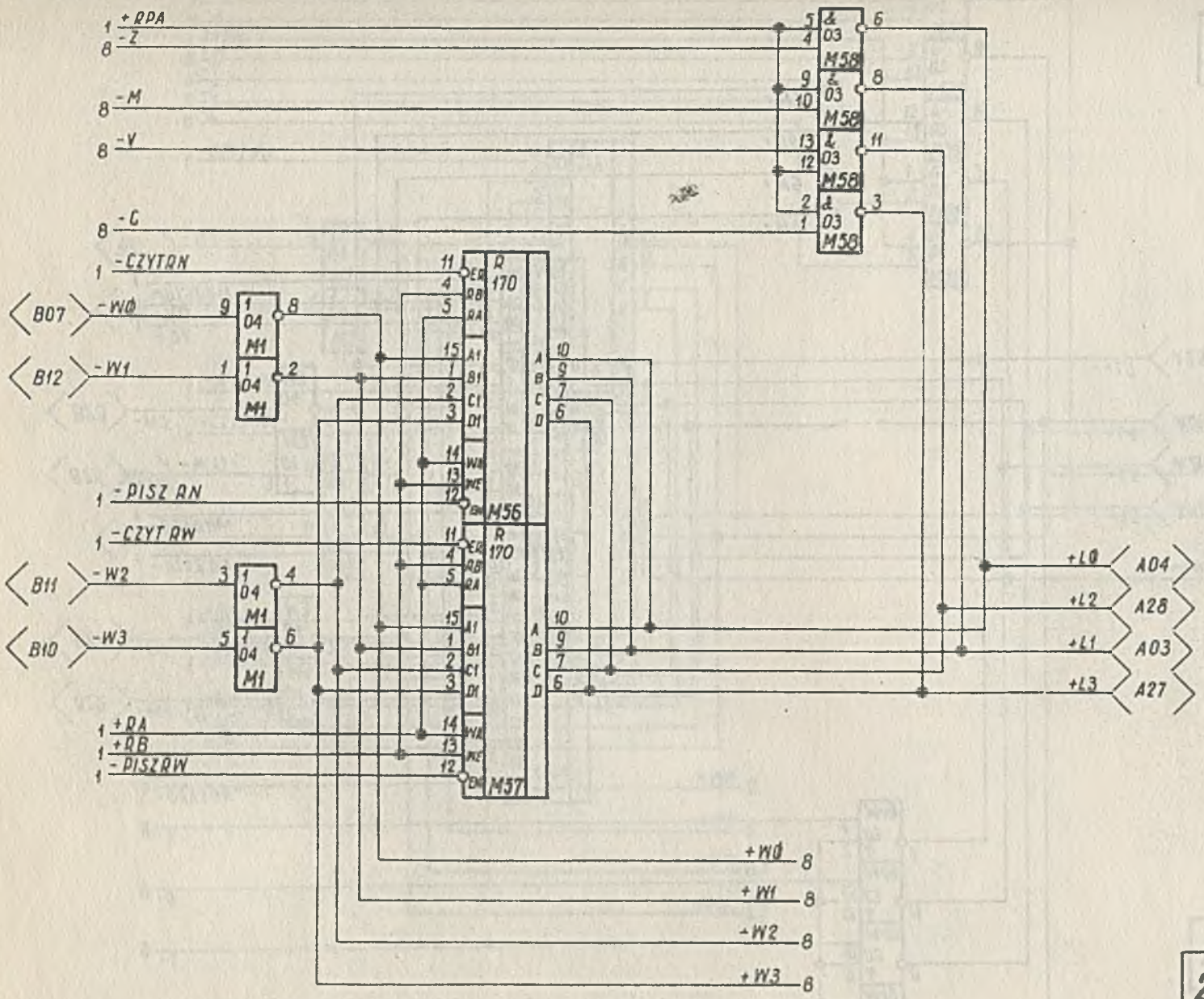

Schemat ideowy
pakietu P-R3-2

2-59	Ark. 2 / Arv 12

12-006368-01-8A

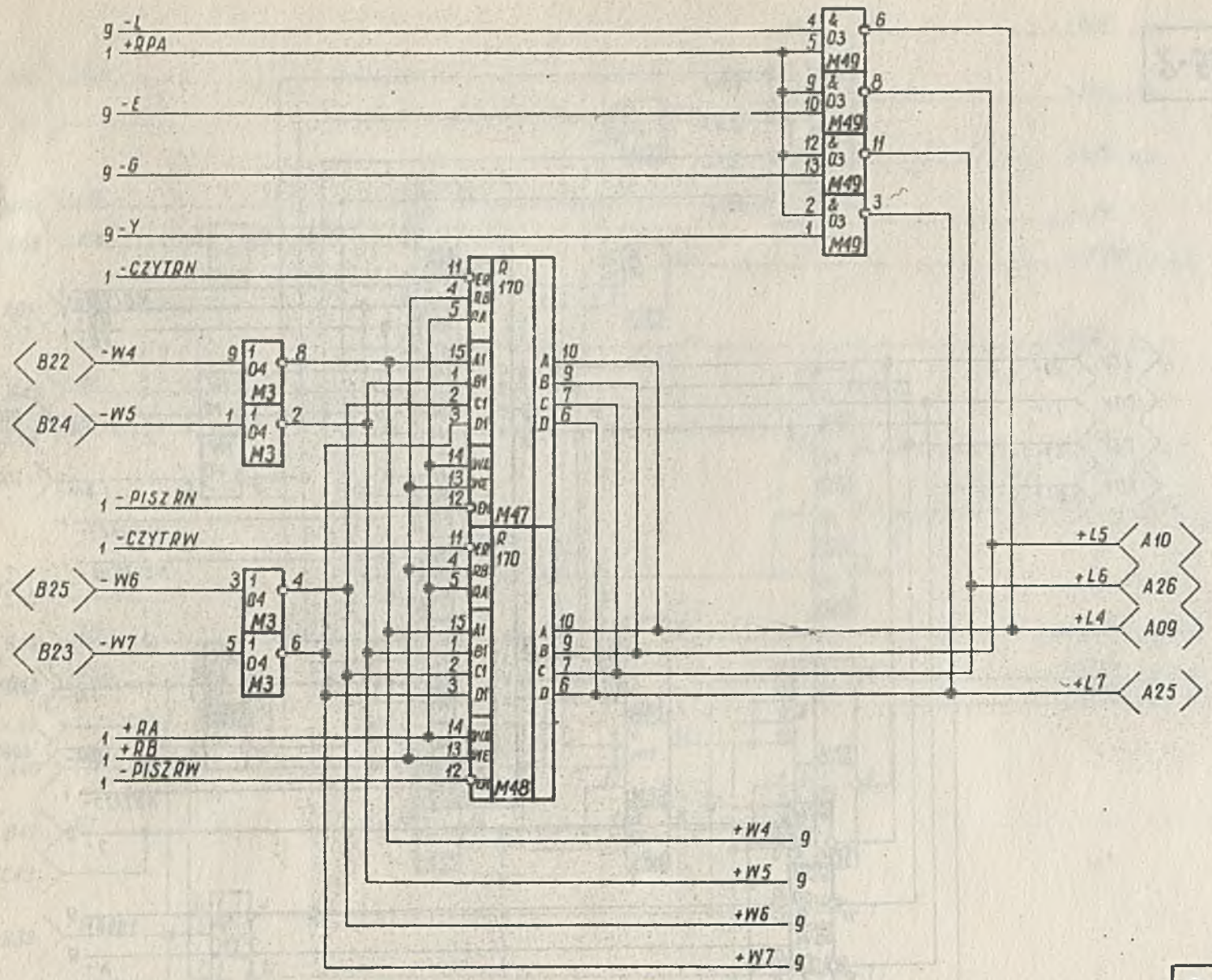

Schemat ideowy
pakietu P-R3-2

2-60	A+K. 3 / A-Y 12

12-006368-01-8A

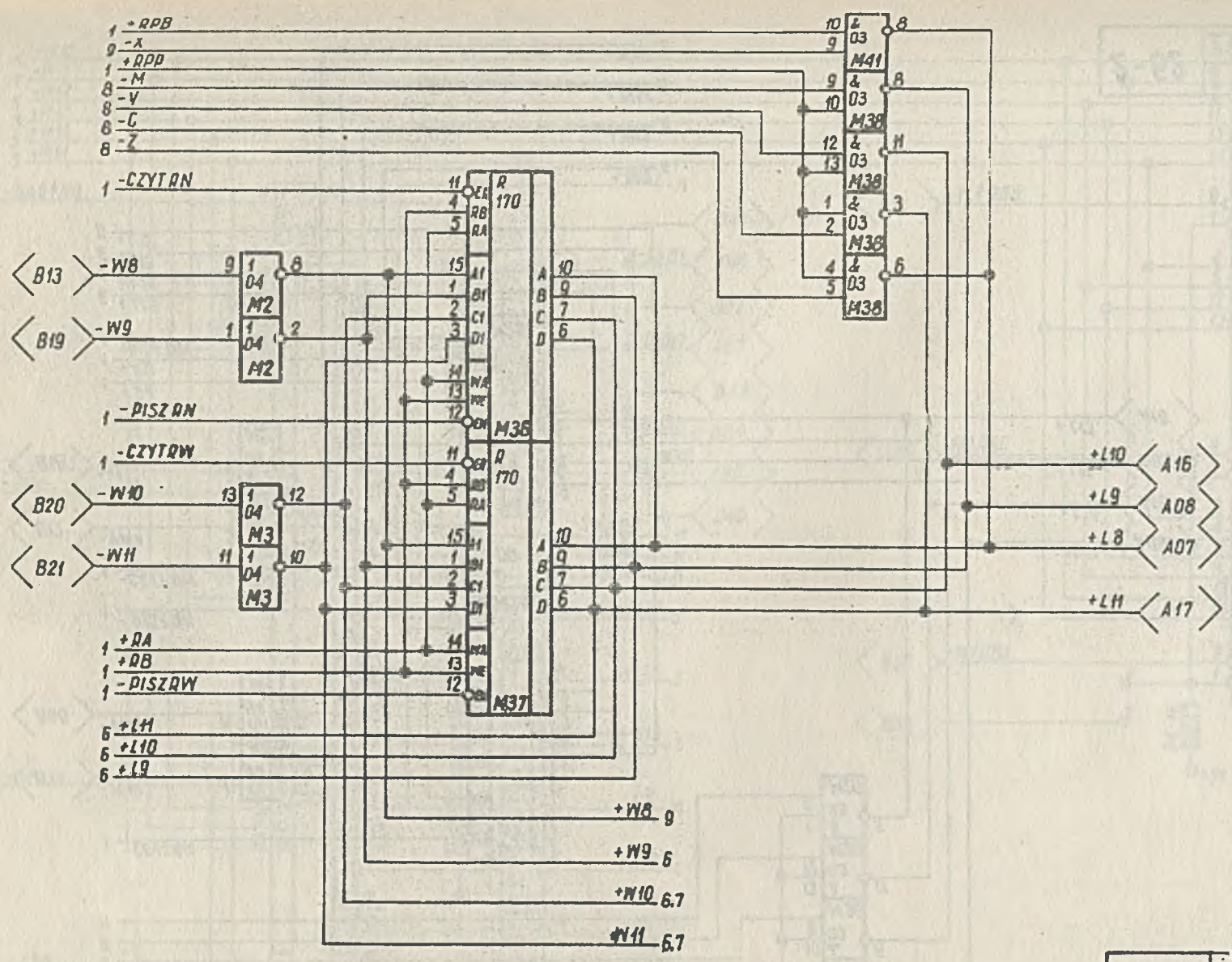

Schemat ideowy
pakietu P-R3-2

2-61 Ark. 4 Ark. 12

12-006368-01-8A

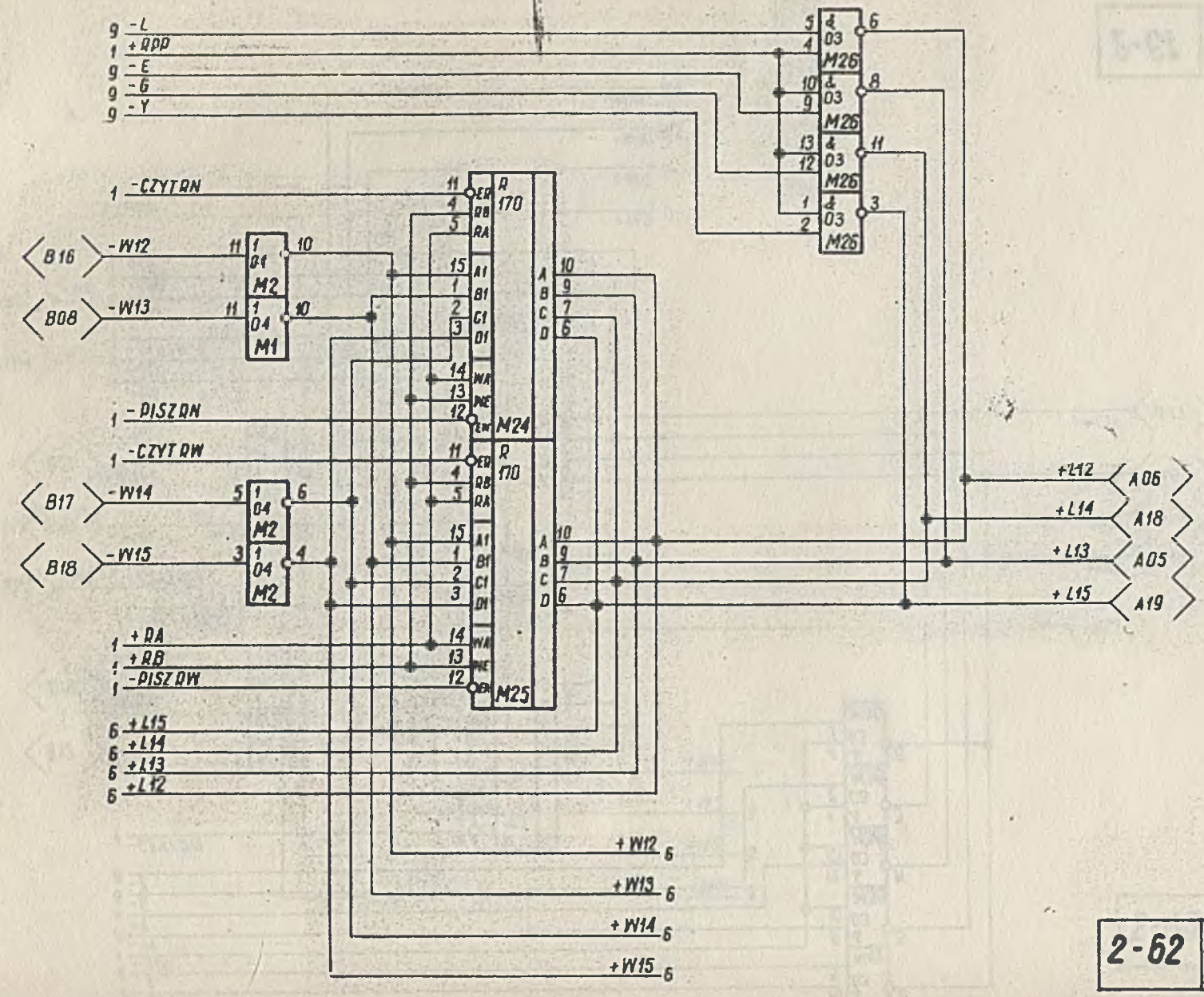

Schemat ideowy
pakietu P-R3-2

2-62 | Ark. 5 | A-4 12

12-006368-01-8A

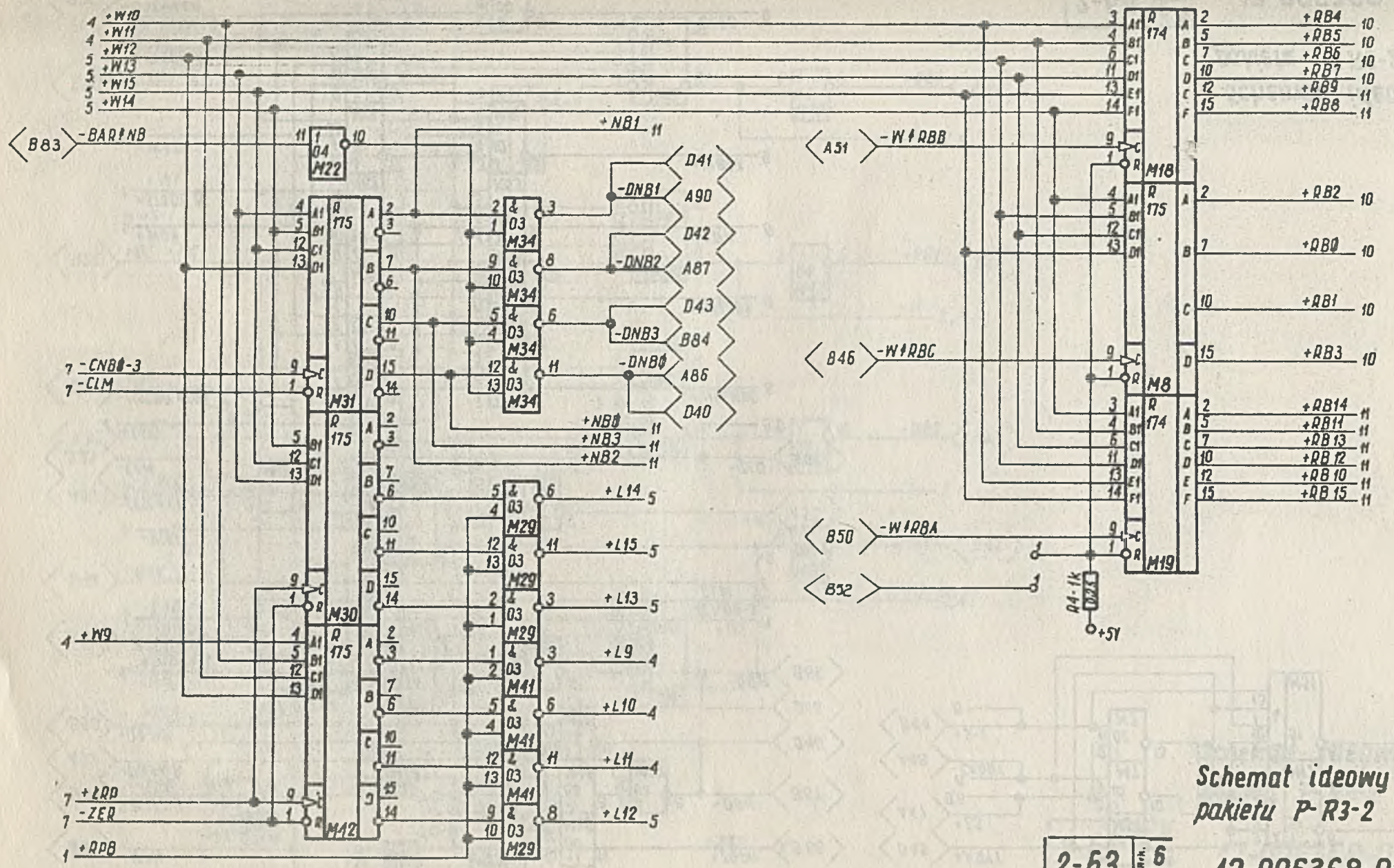

Schemat ideowy pakietu P-R3-2

2-63 | ark. 6 | ark. 12

12-006368-01-8A

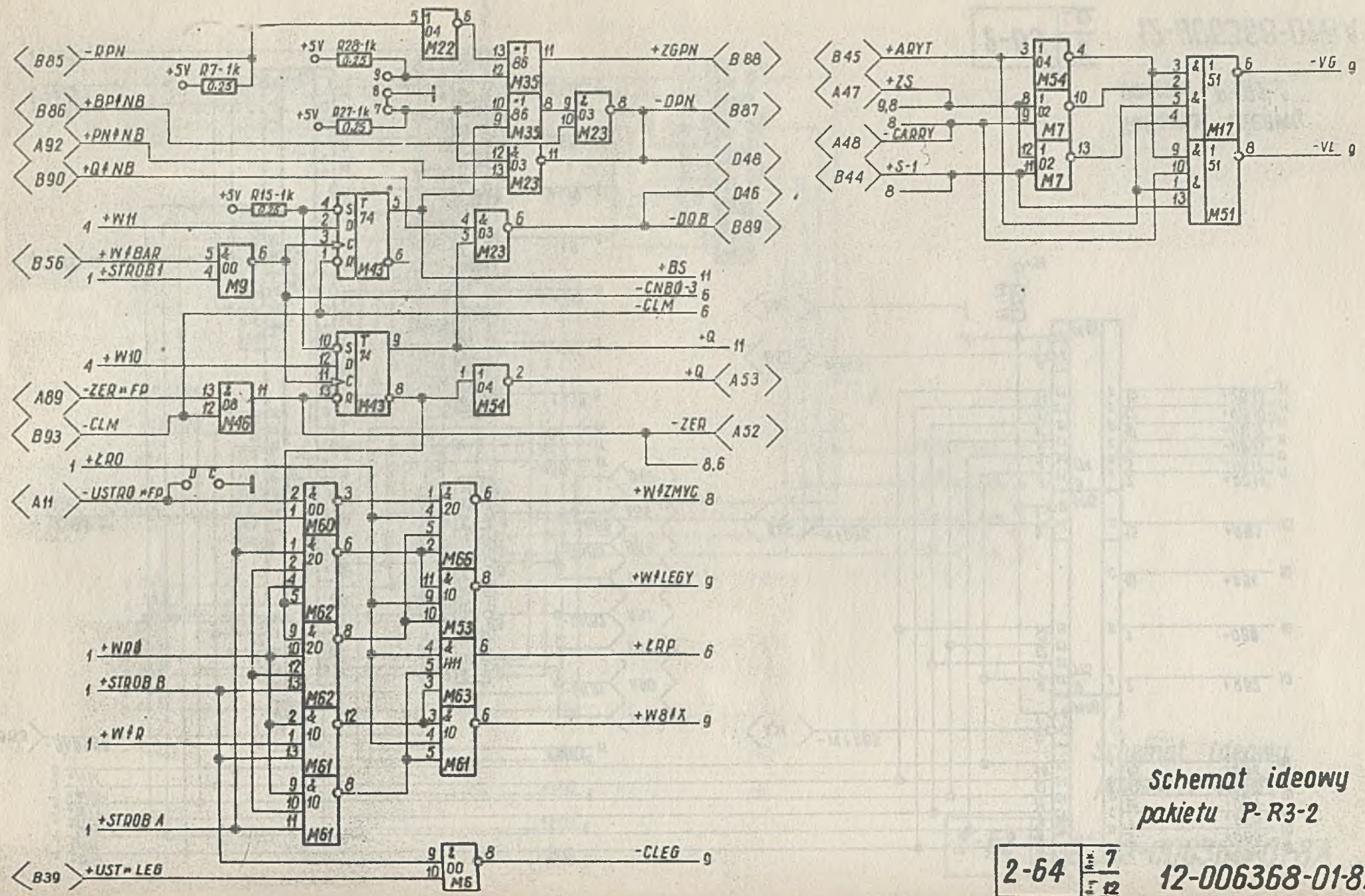

Schemat ideowy
pakietu P-R3-2

2-64 | 7/12

12-006368-01-8A

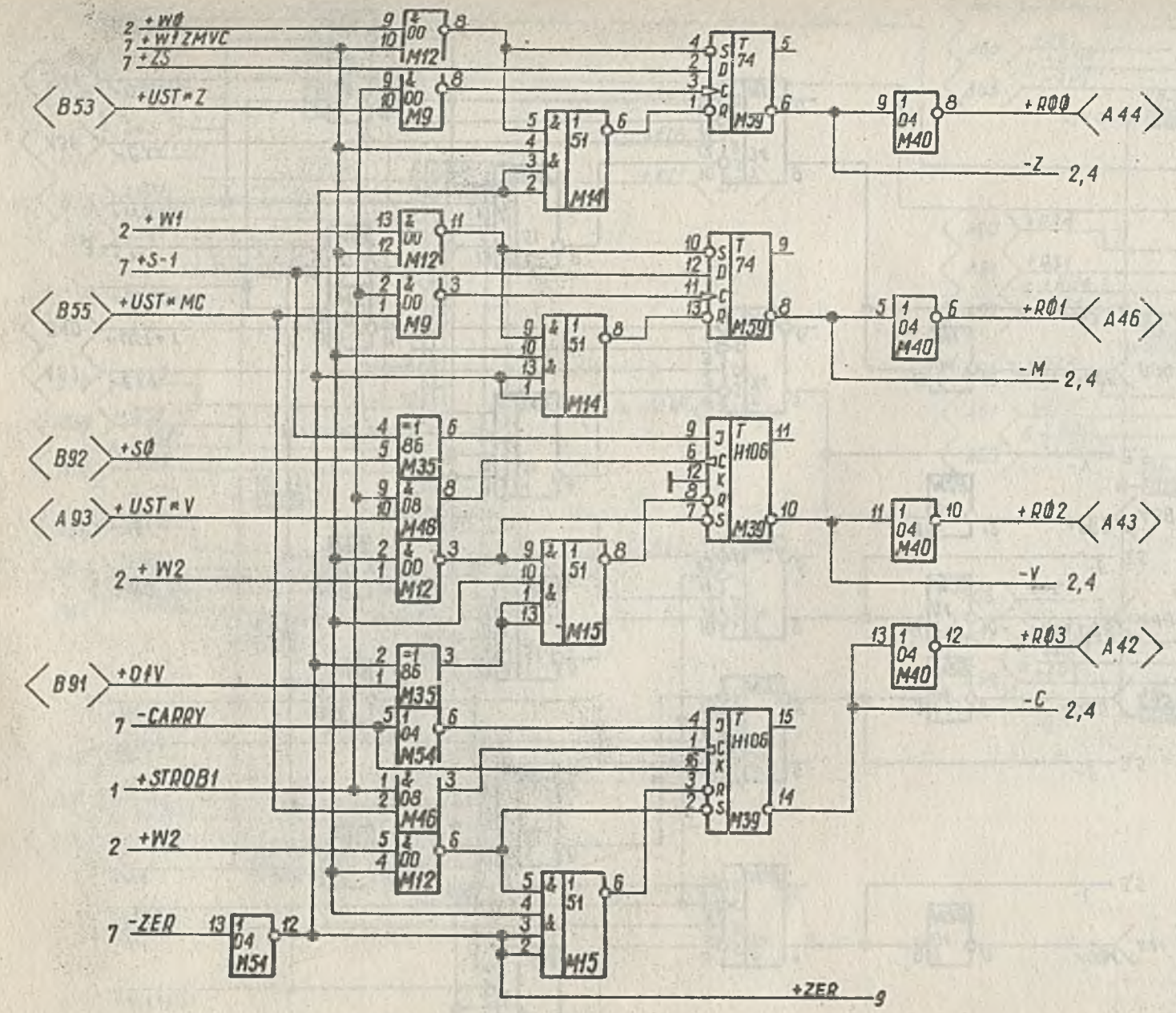

Schemat ideowy pakietu P-R3-2

2-65	ark. 8 / ark. 12

12-006368-01-8A

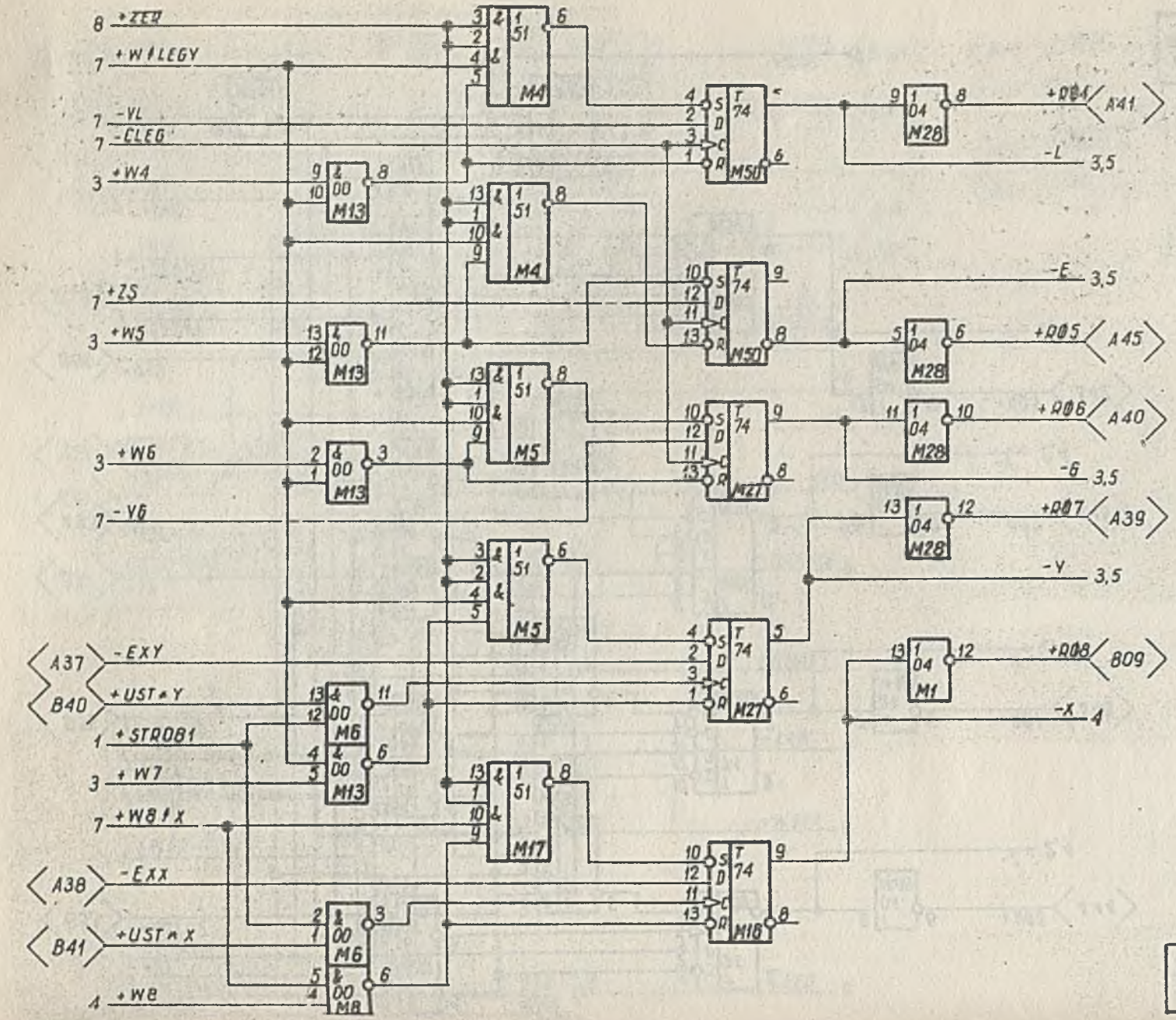

Schemat ideowy
pakietu P-R3-2

2-66 | Ark. 9 | Arkuszy 12

12-006368-01-8A

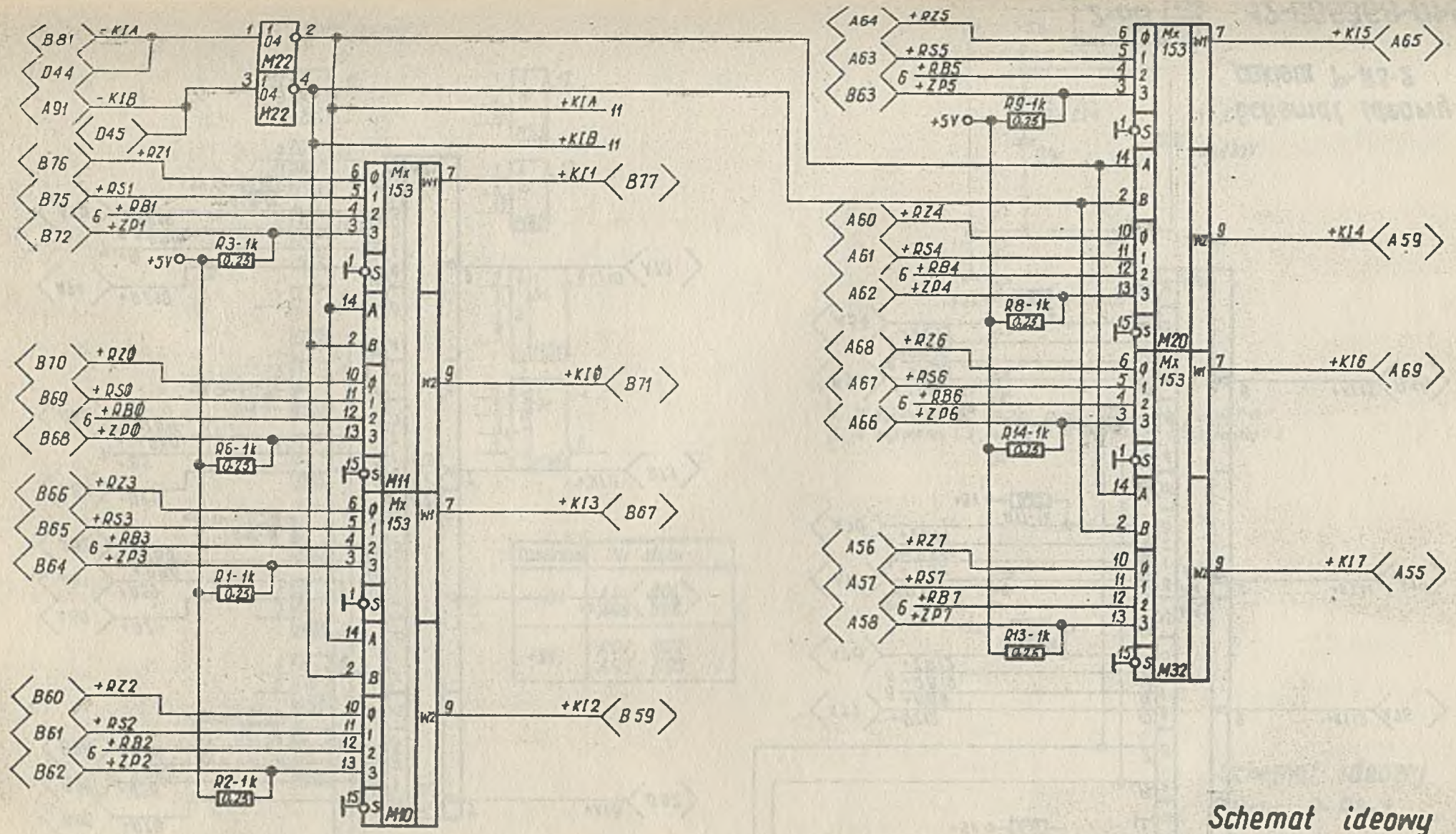

Schemat ideowy
pakietu P-R3-2

2-67 | 10/12

12-006368-01-8A

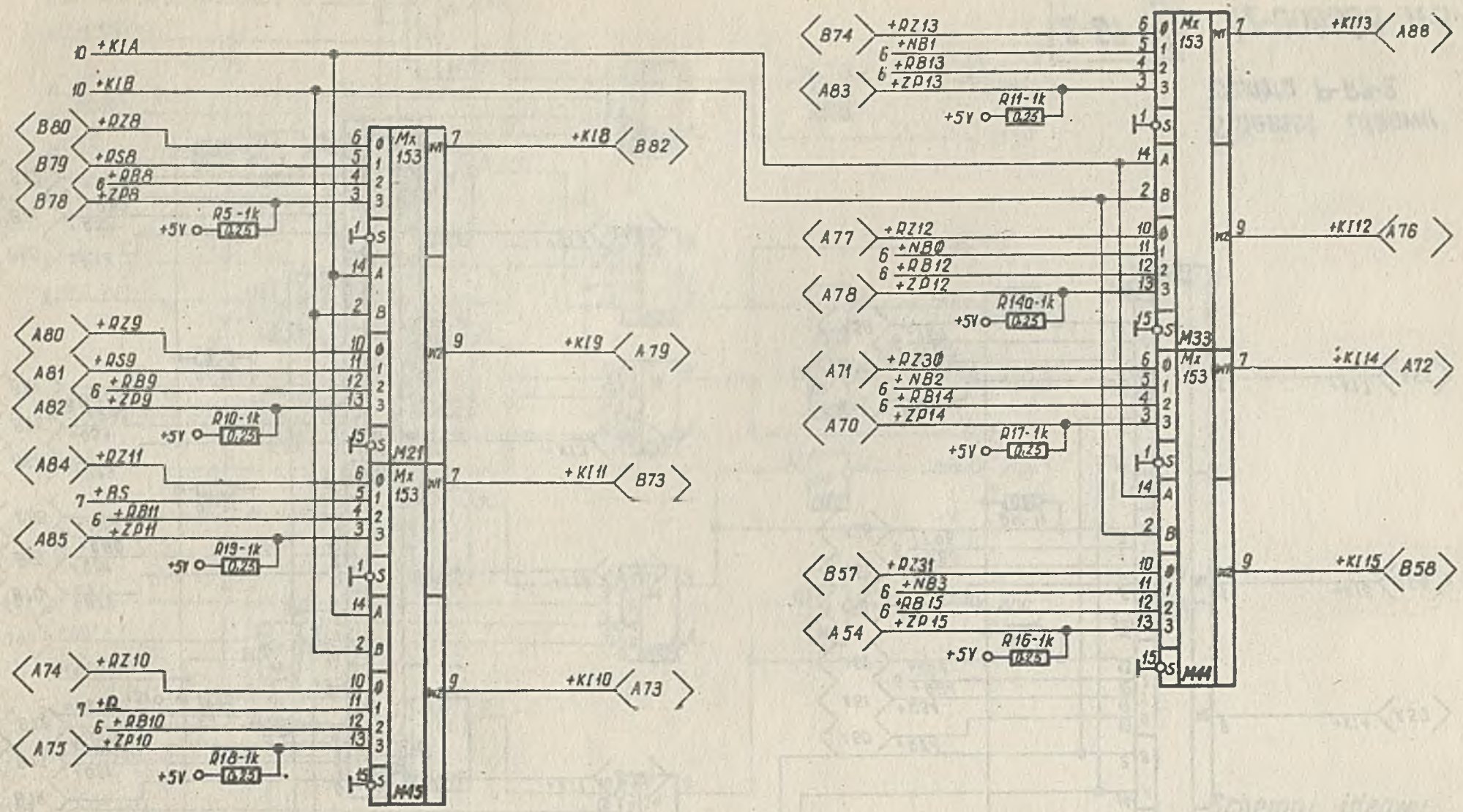

Schemat ideowy pakietu P-R3-2

2-68

12-006368-01-8A

Wolne bramki

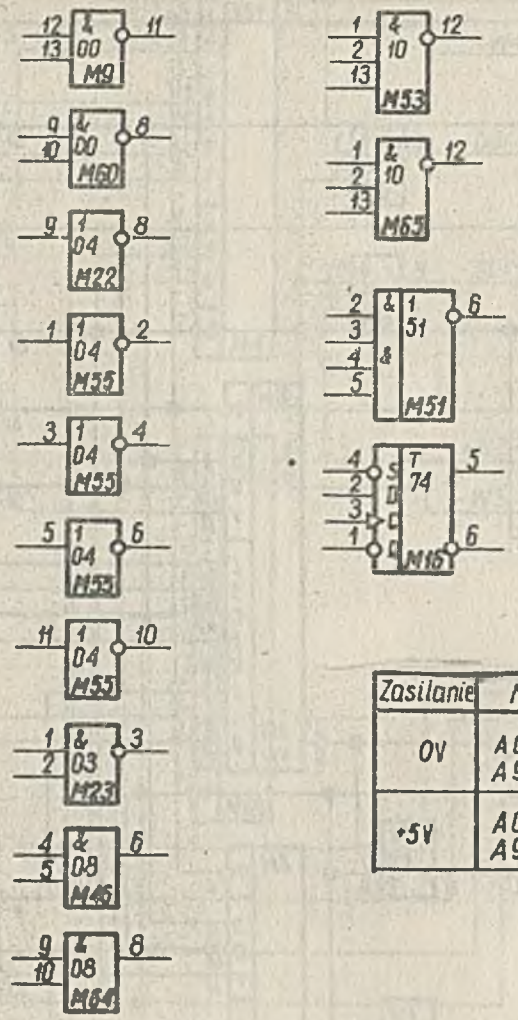

Zasilanie	Nr styku
0V	A01, B01, A96, B96
+5V	A02, B02 A95, B95

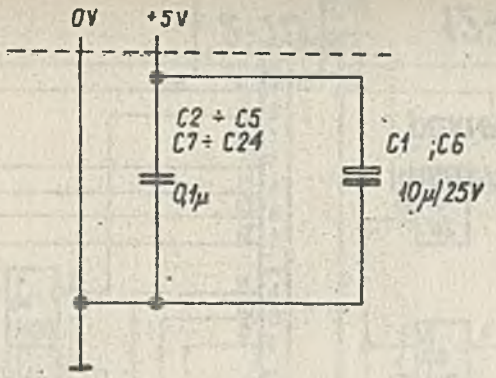

1. W wykonaniu 02 łączyć punkty D-C oraz punkty 7-8
2. W wykonaniu 03 punkty D i C rozwarte, łączyć punkty 7-8

Schemat ideowy pakietu P-R3-2

2-69	A-4	12
		12

12-006368-01-8A

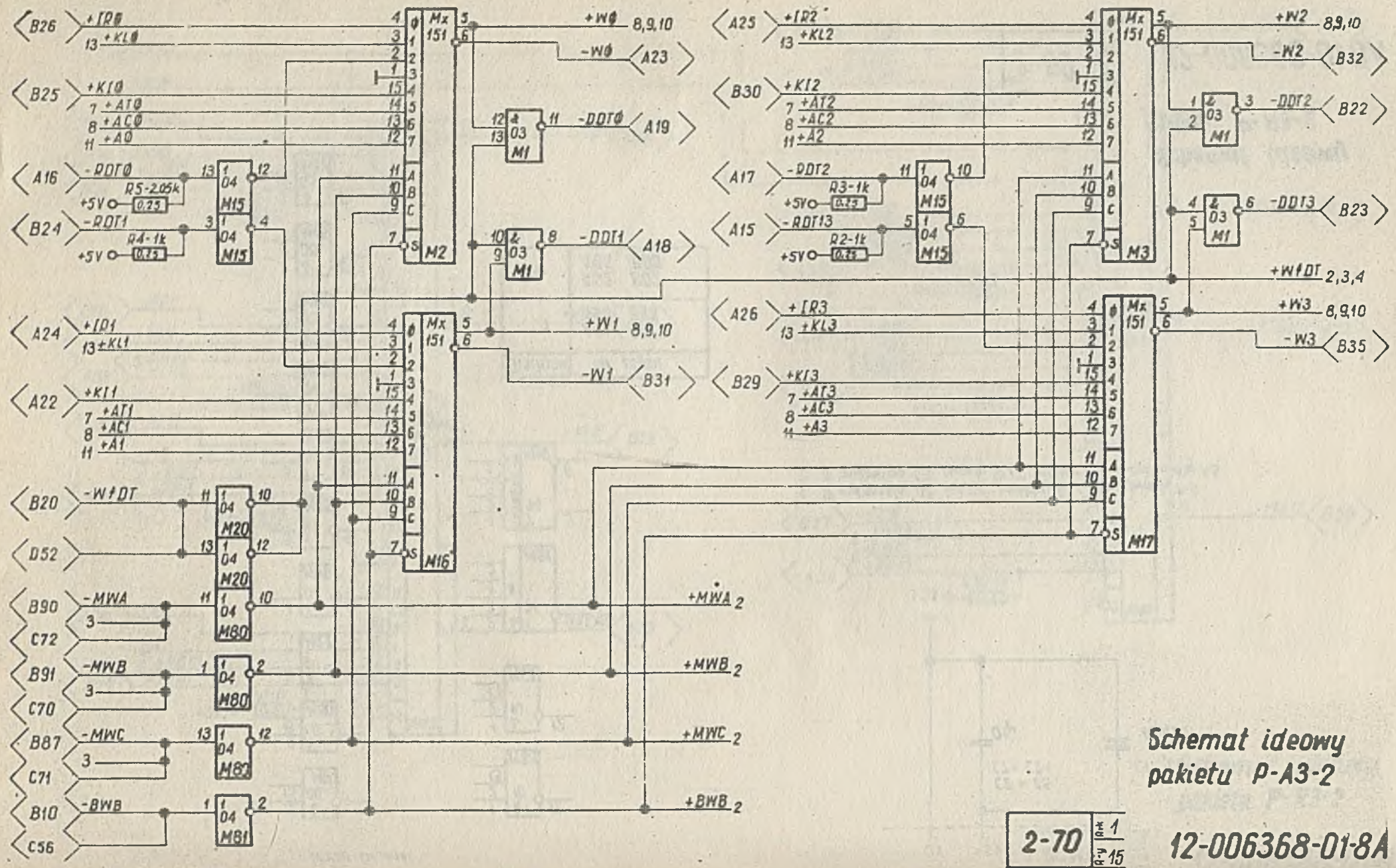

Schemat ideowy pakietu P-A3-2

2-70 ark 1 / ark 15

12-006368-01-8A

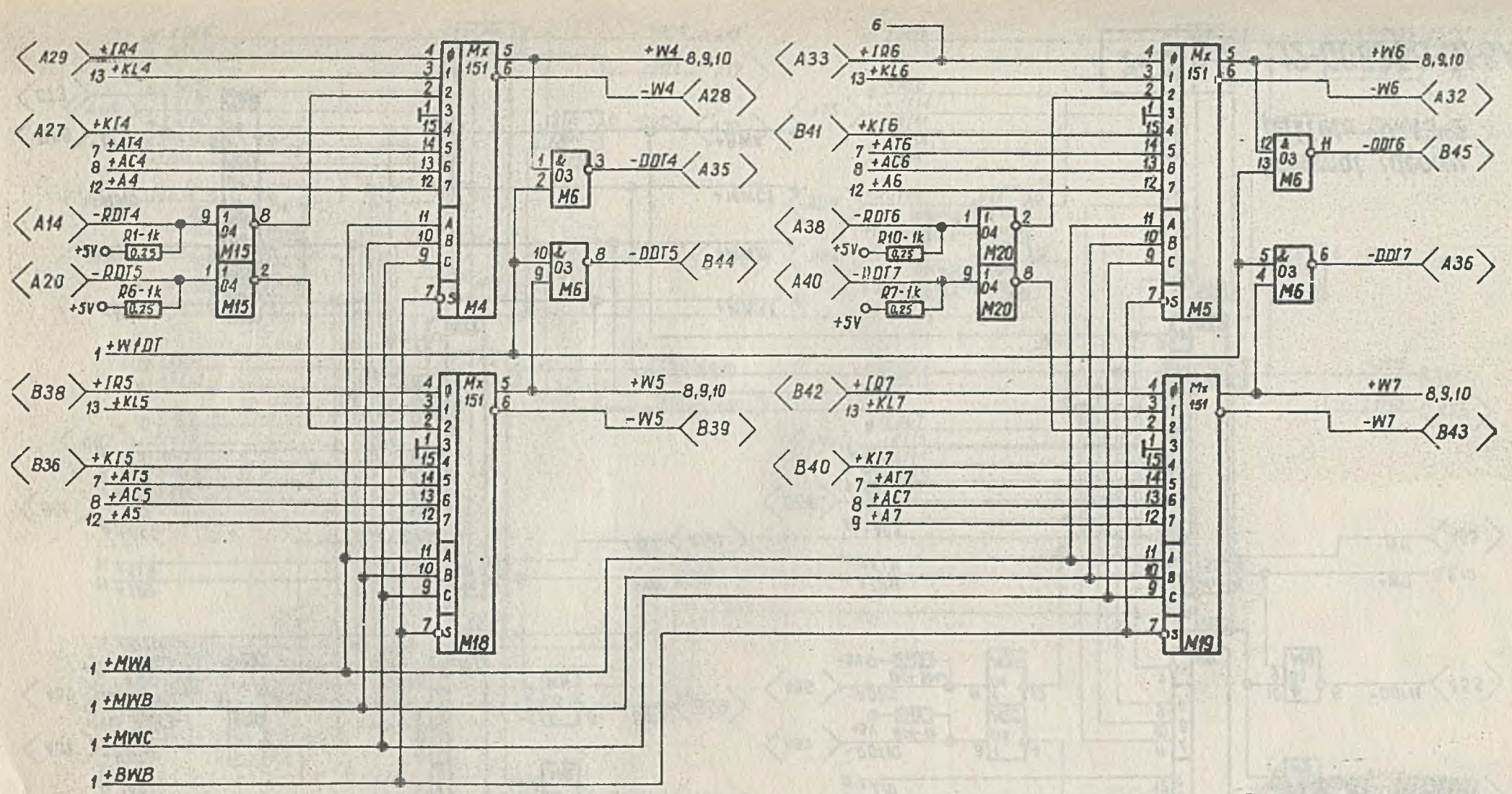

Schemat ideowy pakietu P-A3-2

2-71	2/15

12-006368-01-8A

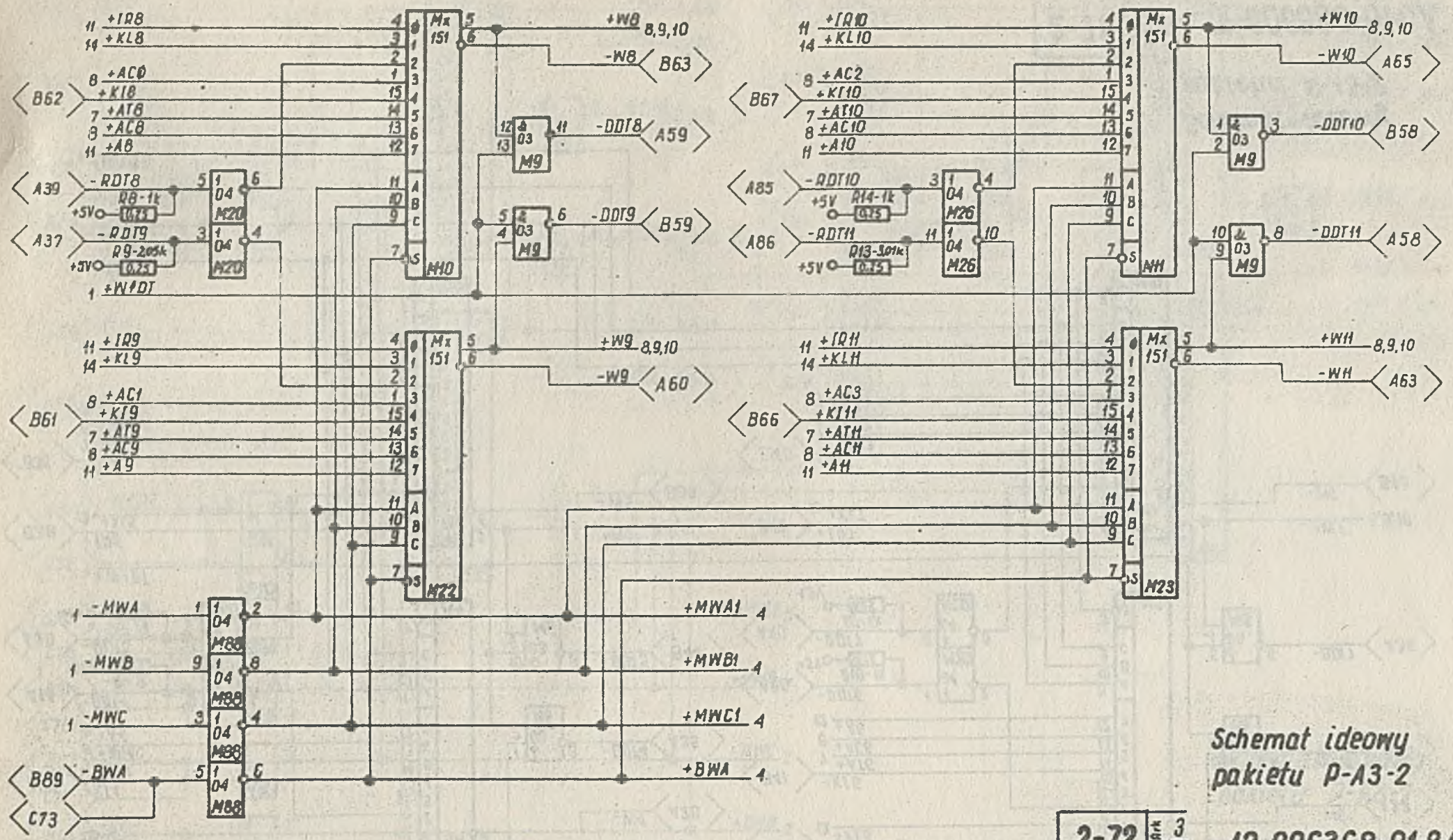

Schemat ideowy pakietu P-A3-2

2-72 | Ark 3 | Ark 15

12-006368-01-8A

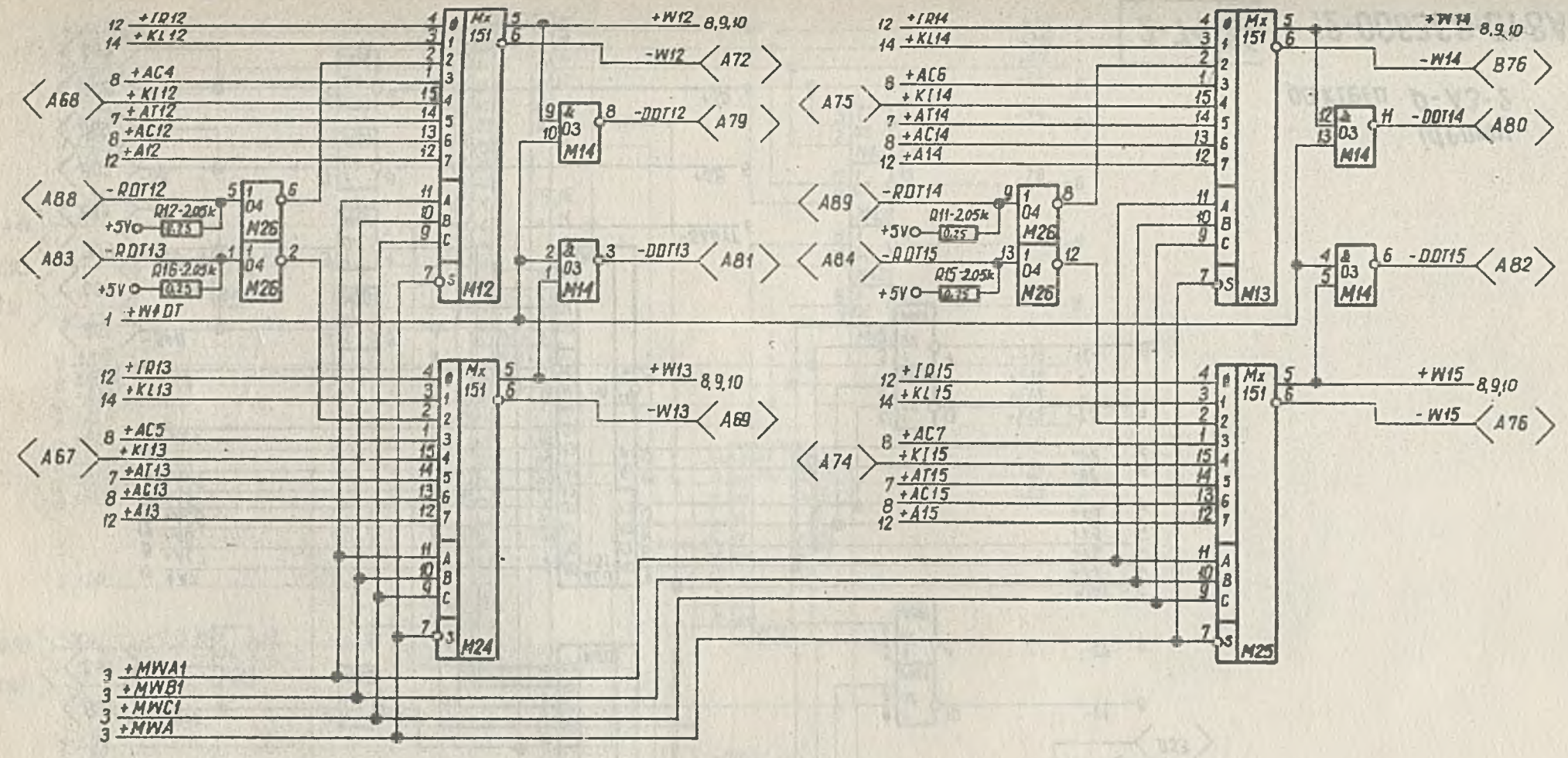

Schemat ideowy
pakietu P-A3-2

2-73 | 4/15

12-006368-01-8A

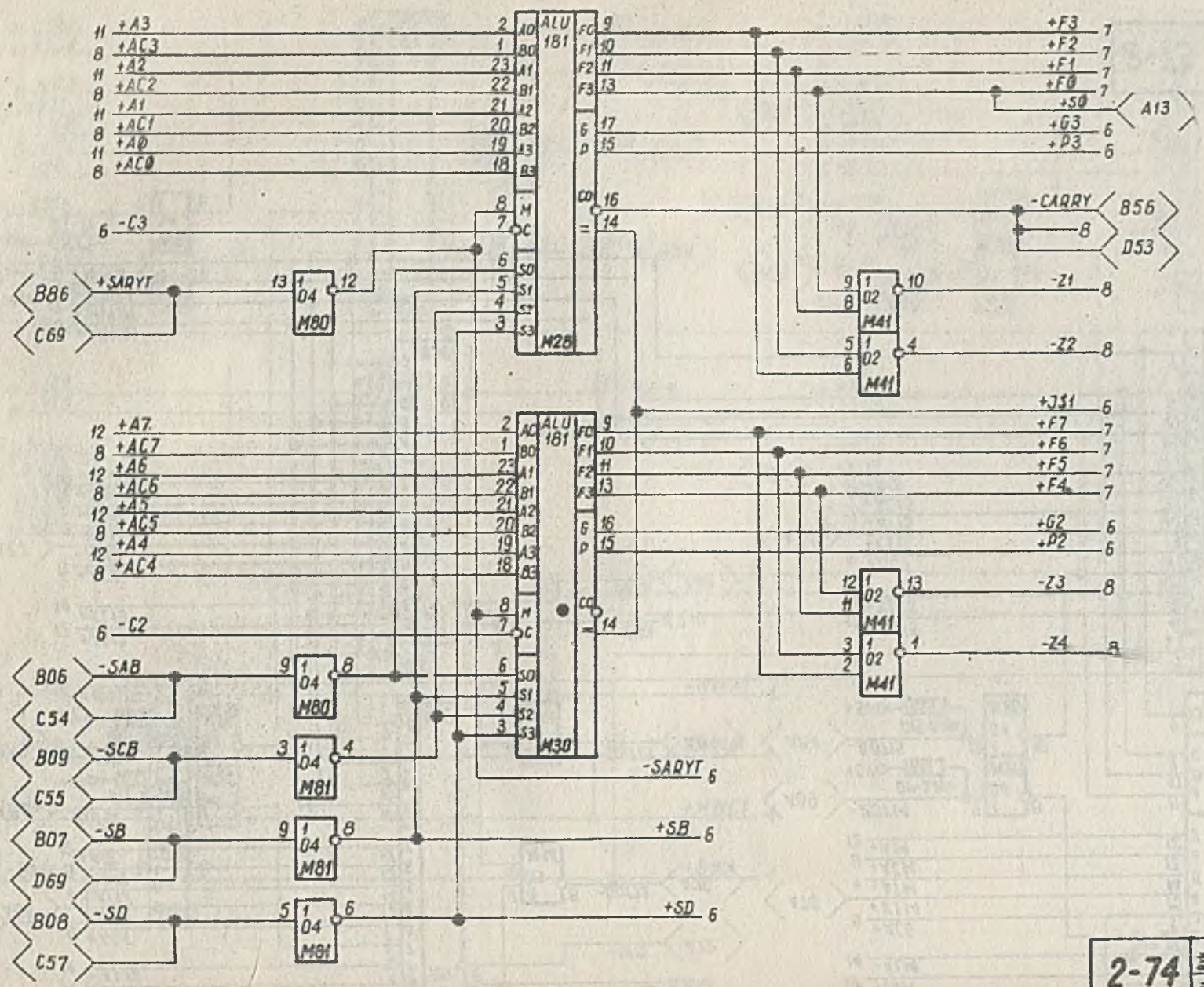

ideowy
pakietu P-A3-2

2-74	ark. 5 / ark. 15	12-006368-01-8A

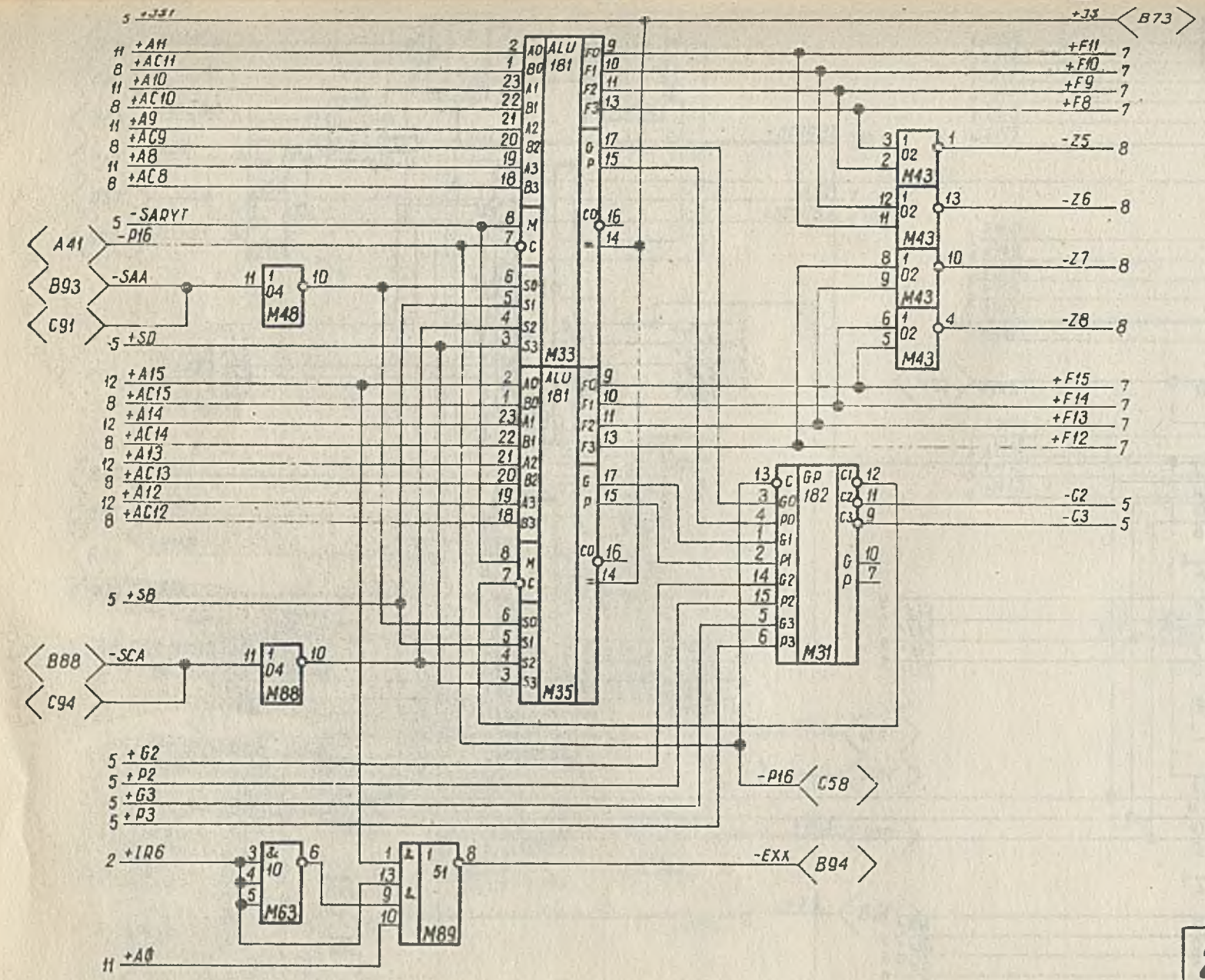

Schemat ideowy pakietu P-A3-2

2-75	Ark. 6 / Ark. 15	12-006368-01-8A

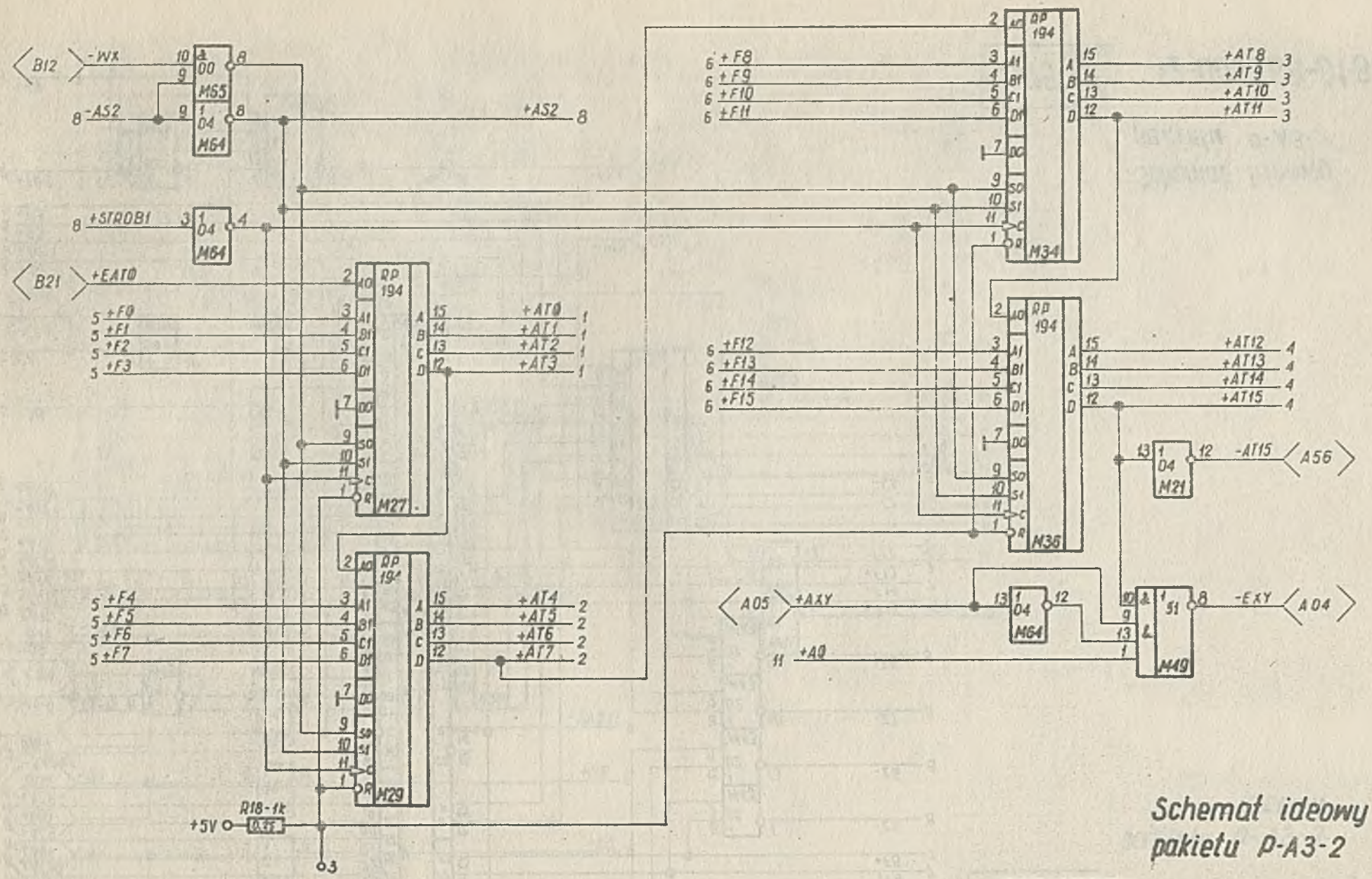

Schemat ideowy pakietu P-A3-2

2-76 | 7 / 15

12-006368-01-8A

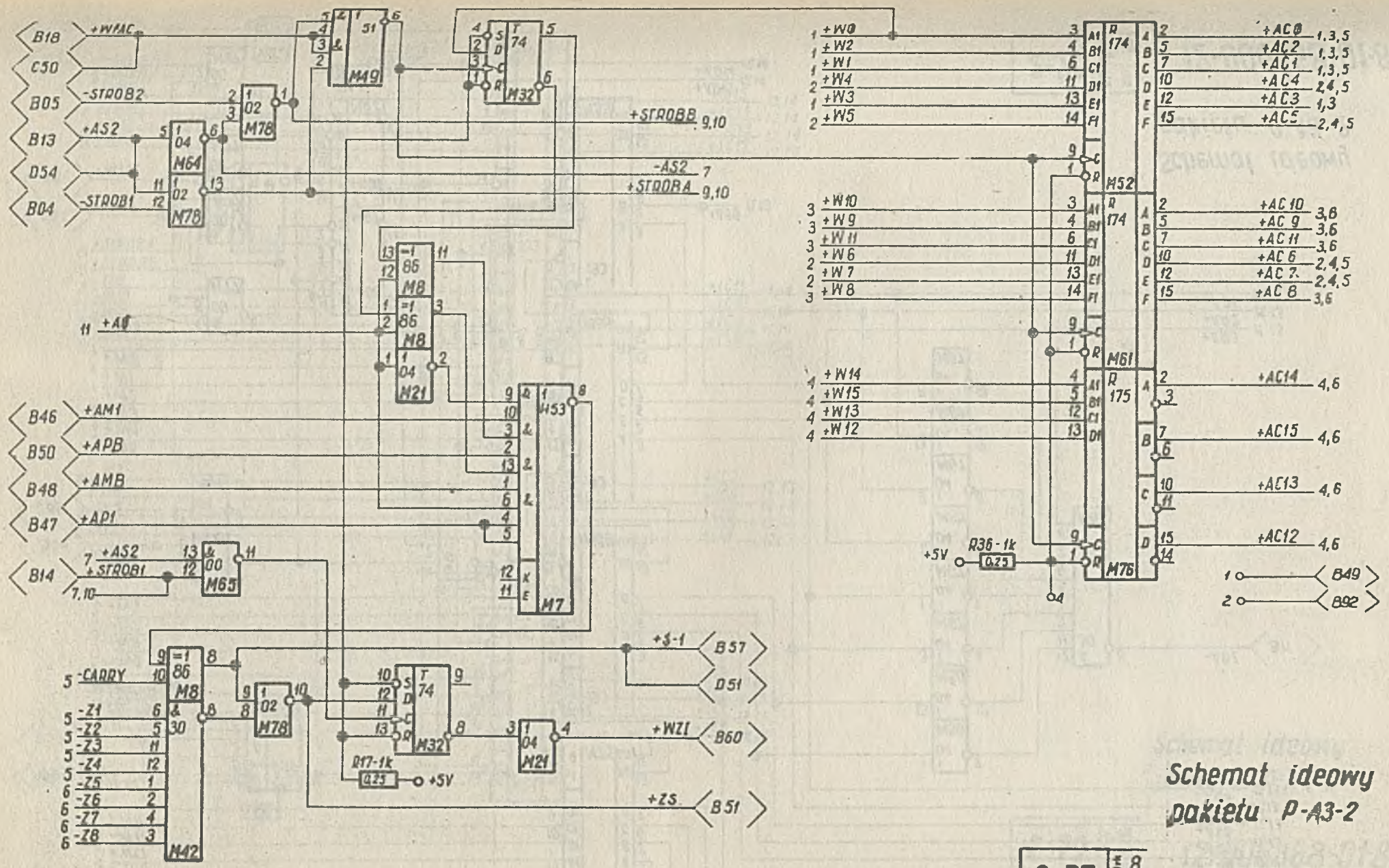

Schemat ideowy pakietu P-A3-2

2-77 | 8 | 15

12-006368-018A

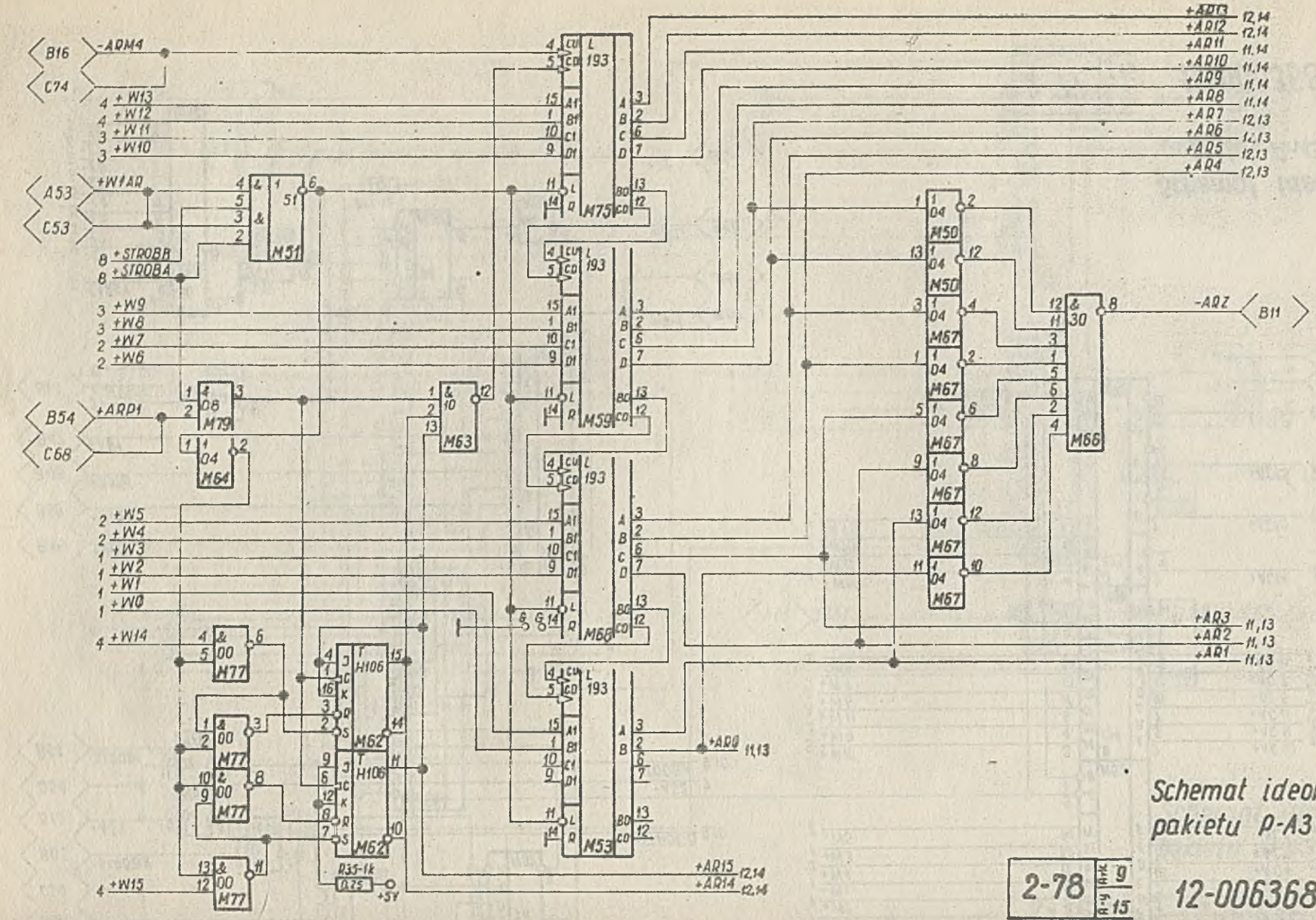

Schemat ideowy pakietu P-A3-2

2-78	Arkusz 15	g

12-006368-01-8A

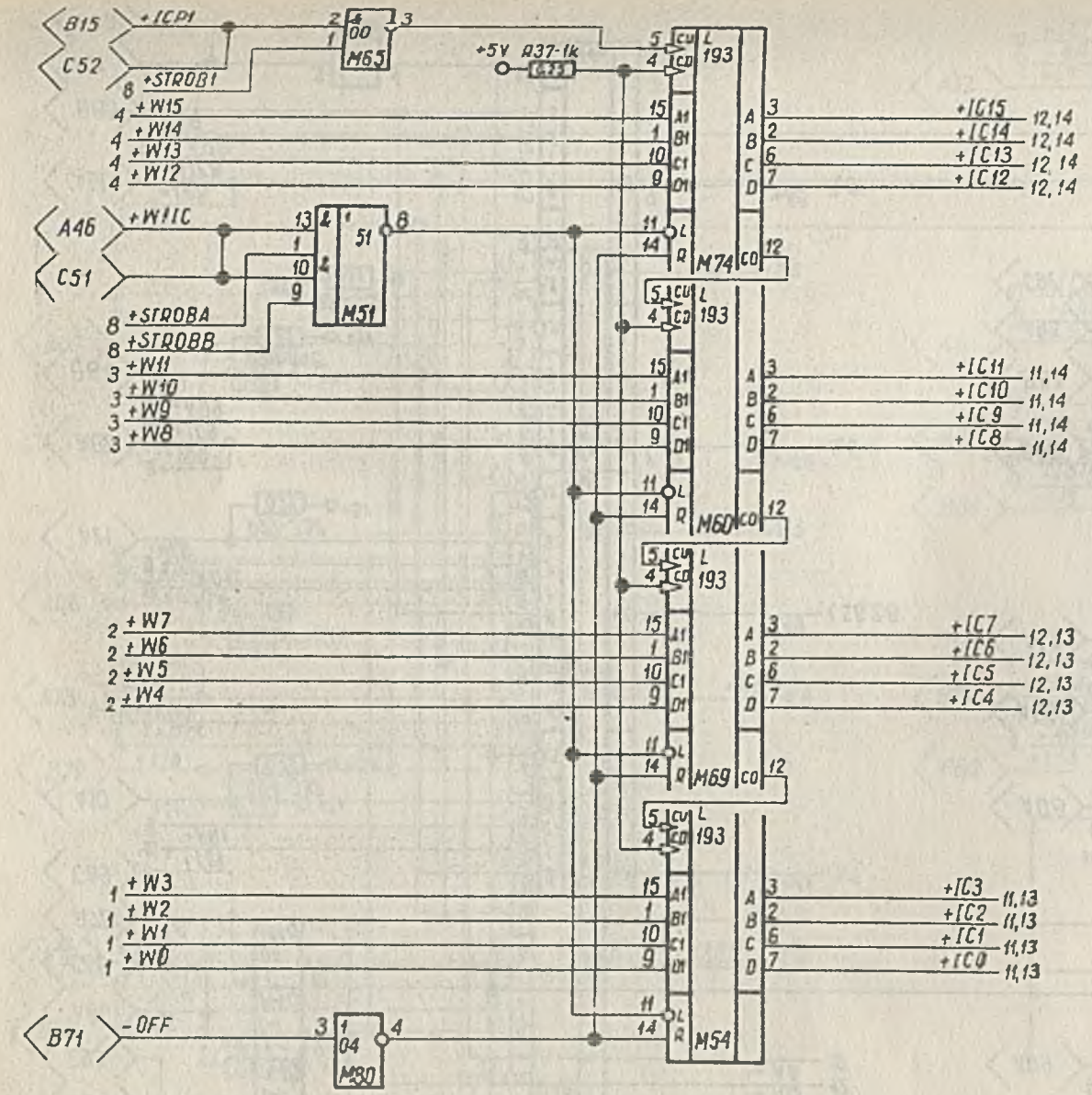

Schemat ideowy
pakietu P-A3-2

2-79	Arkusz 10 / Arkuszy 15	12-006368-01-8A

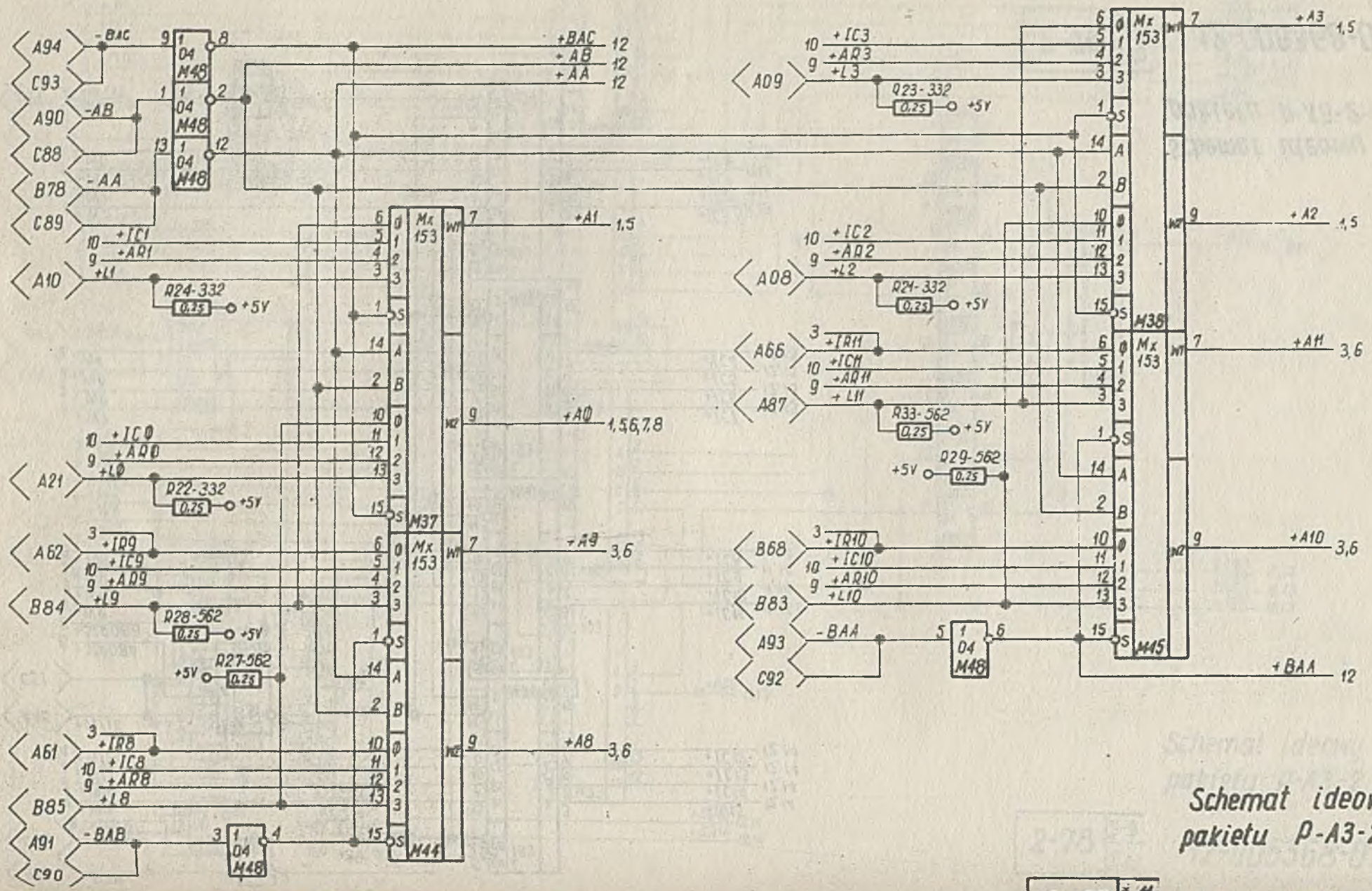

Schemat ideowy pakietu P-A3-2

2-80 11

12-006368-01-8A

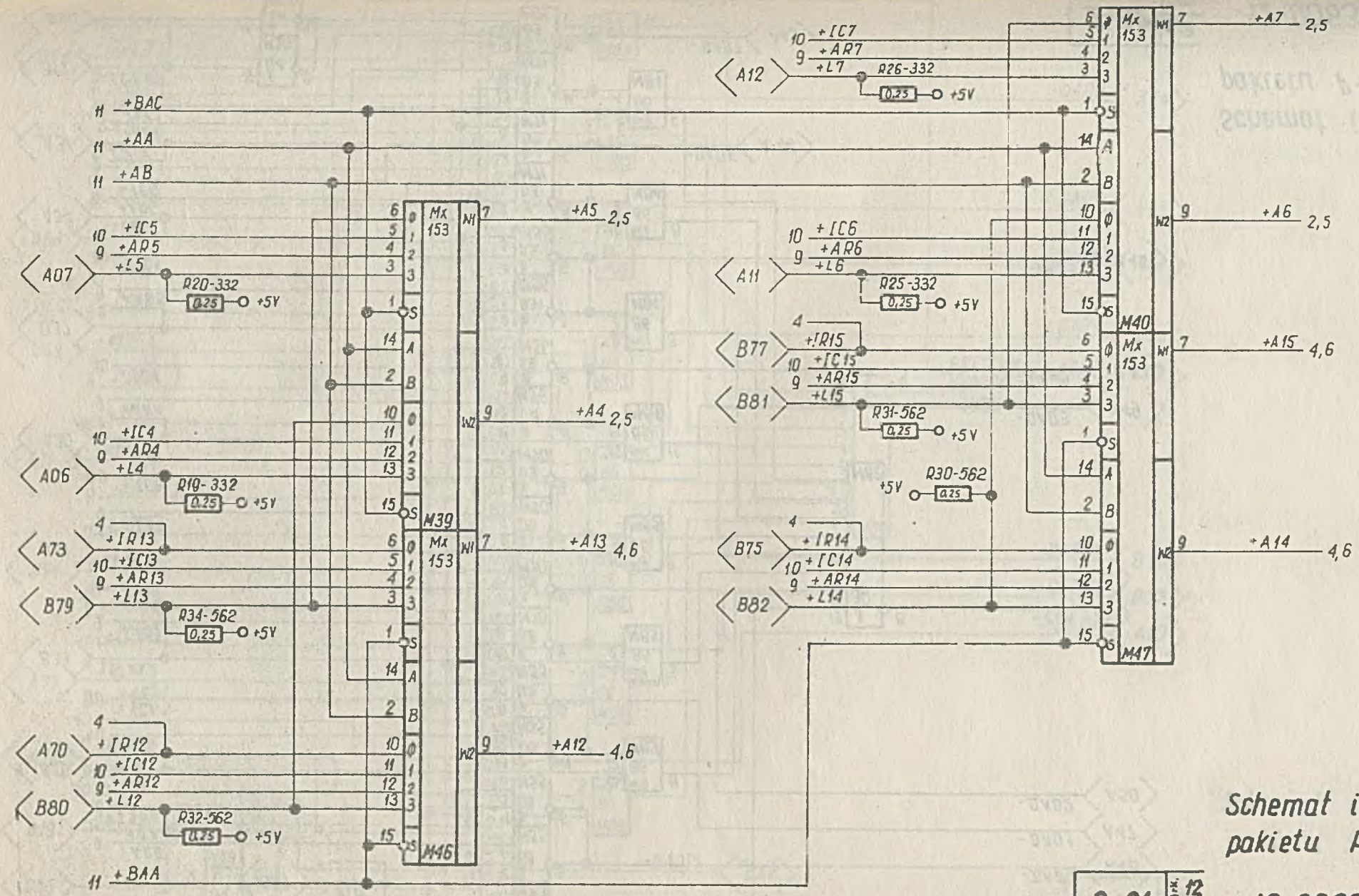

Schemat ideowy pakietu P-A3-2

| 2-81 | Arkusz 12 / 15 |

12-006368-01-8A

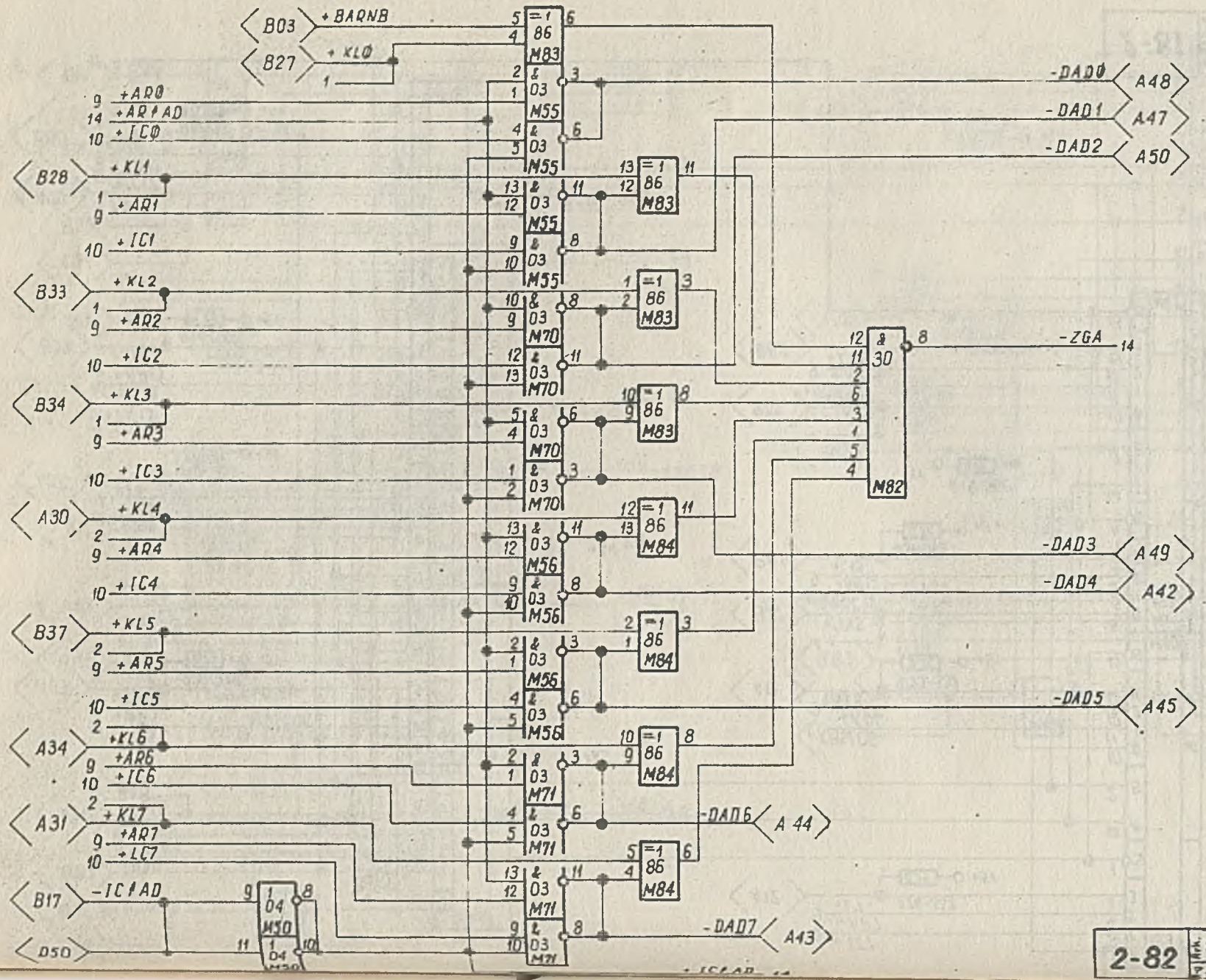

Schemat ideowy
pakietu P-A3-2

2-82 13

12-006368-01-8A

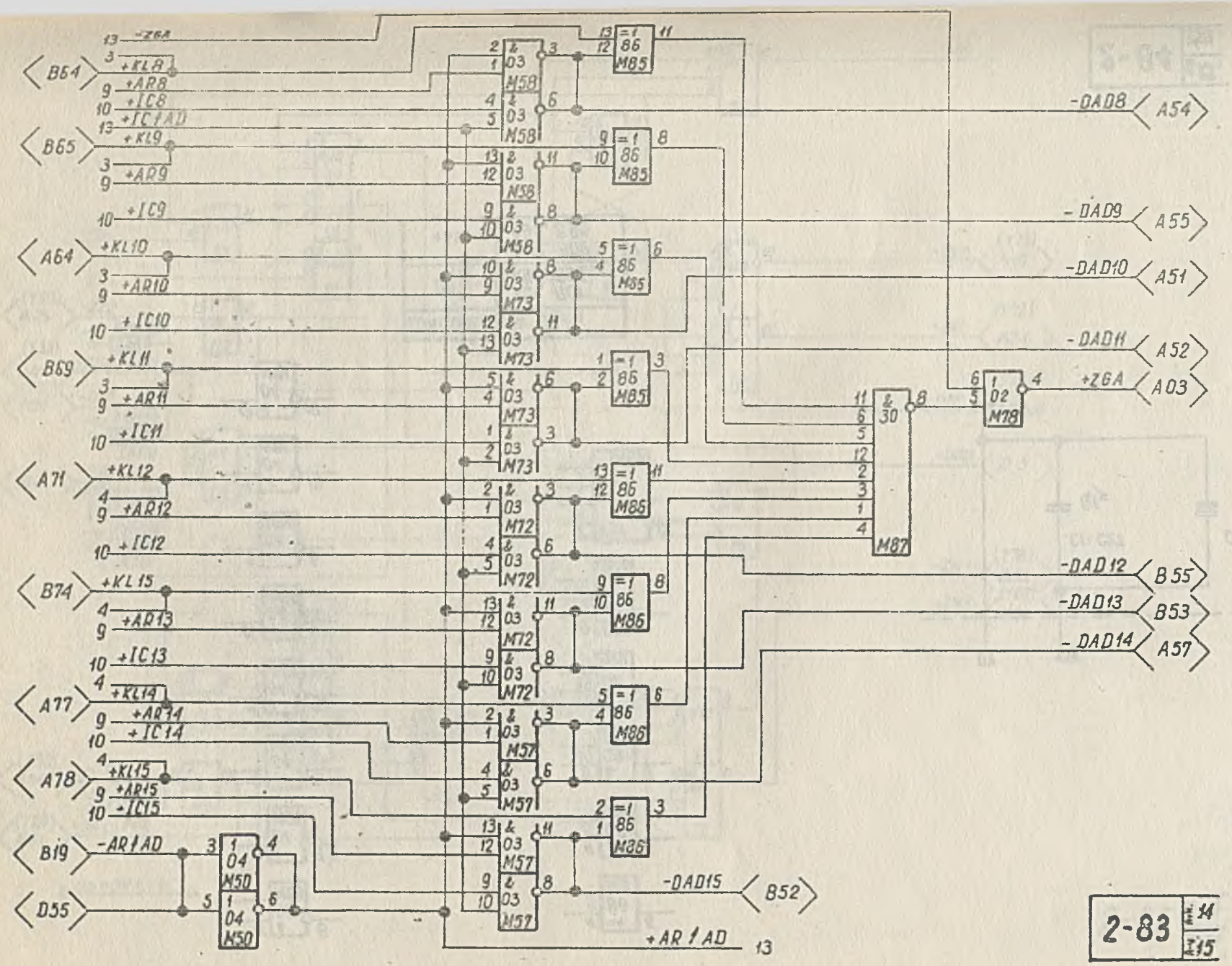

Schemat ideowy
pakietu P-A3-2

2-83 14/15

12-006368-01-8A

Wolne bramki:

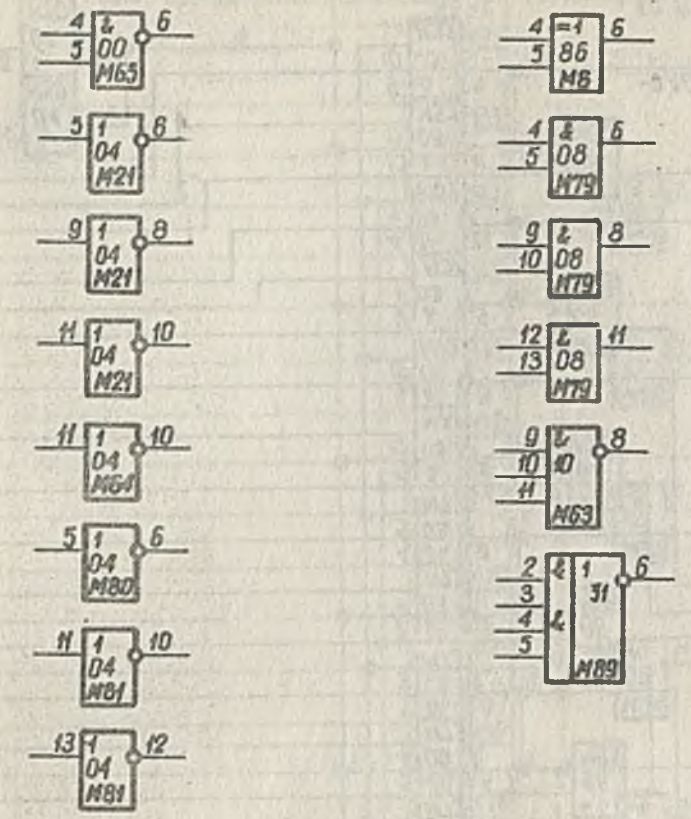

Zasilanie	Nr styku
0V	A01, B01 A96, B96
+5V	A02, B02 A95, B95

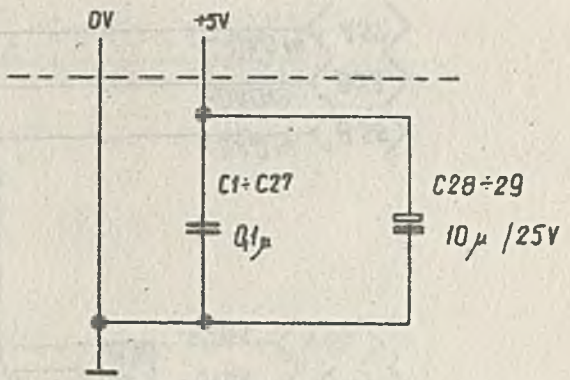

Schemat ideowy
pakietu P-A3-2

2-84 | 15 | 45

12-006368-01-8A

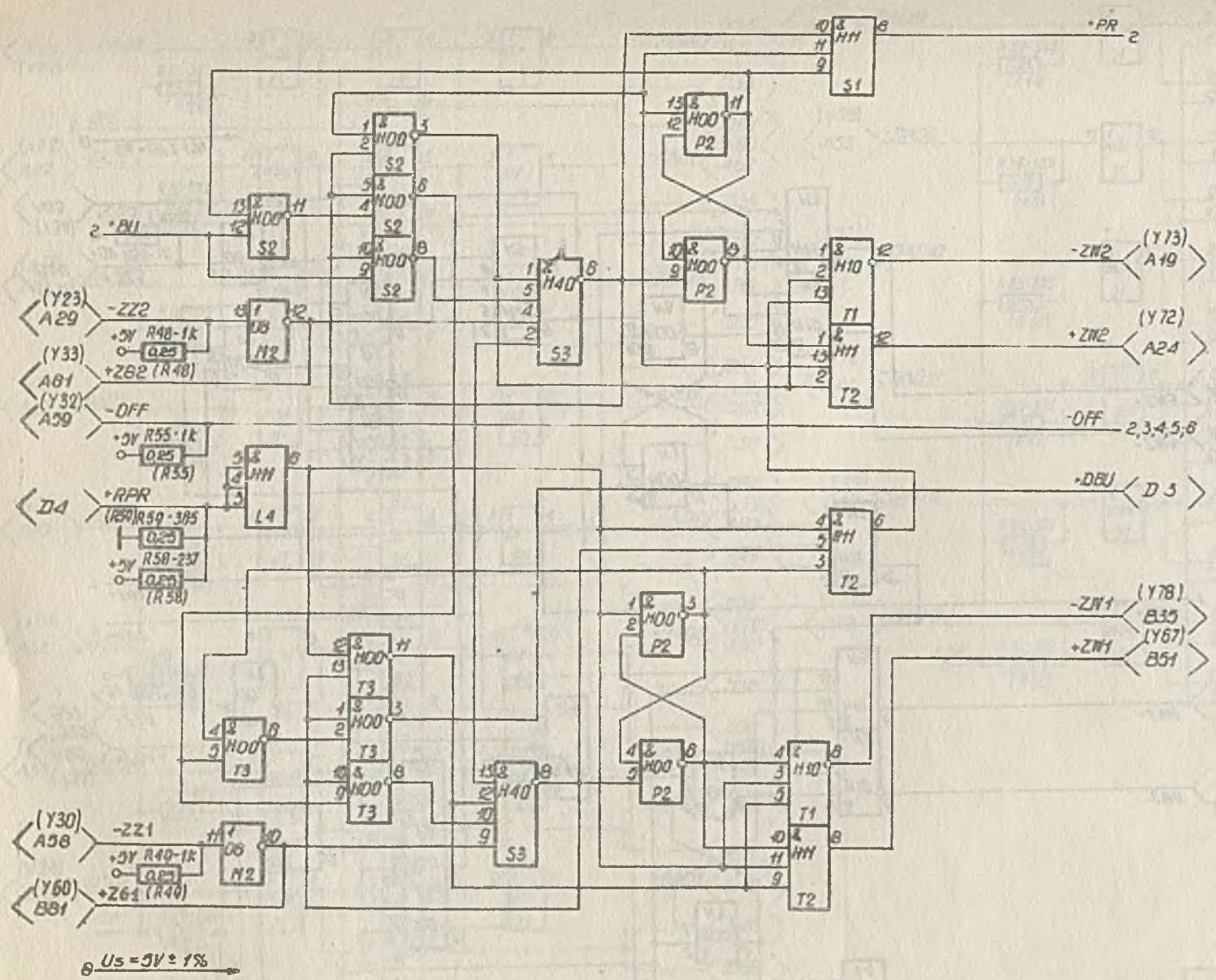

Schemat ideowy pakietu
I-SK1-1

2-85 Arkusz 4/7

12-006368-01-8A

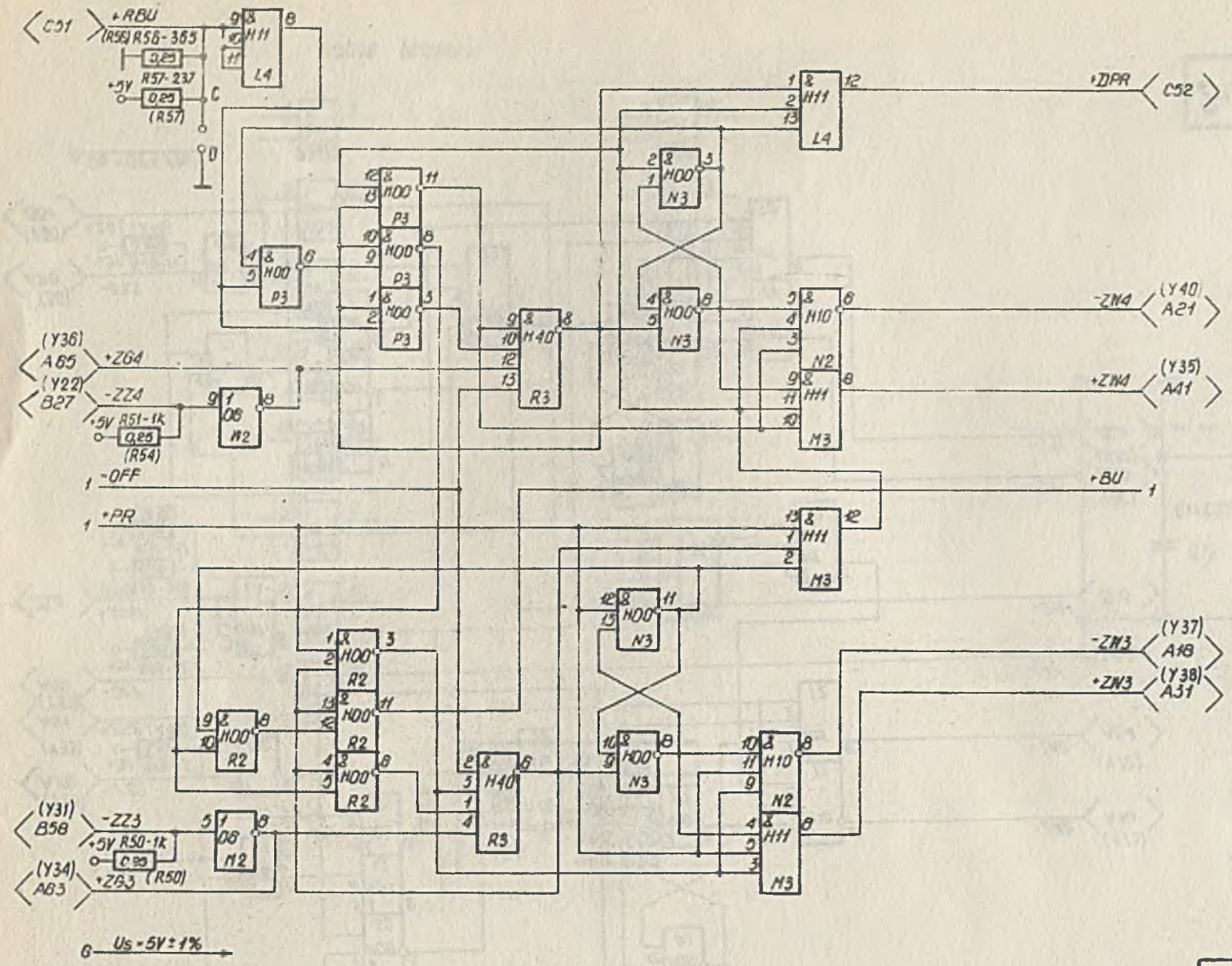

Schemat ideowy pakietu
I-SK1-1

2-86

12-006368-01-8A

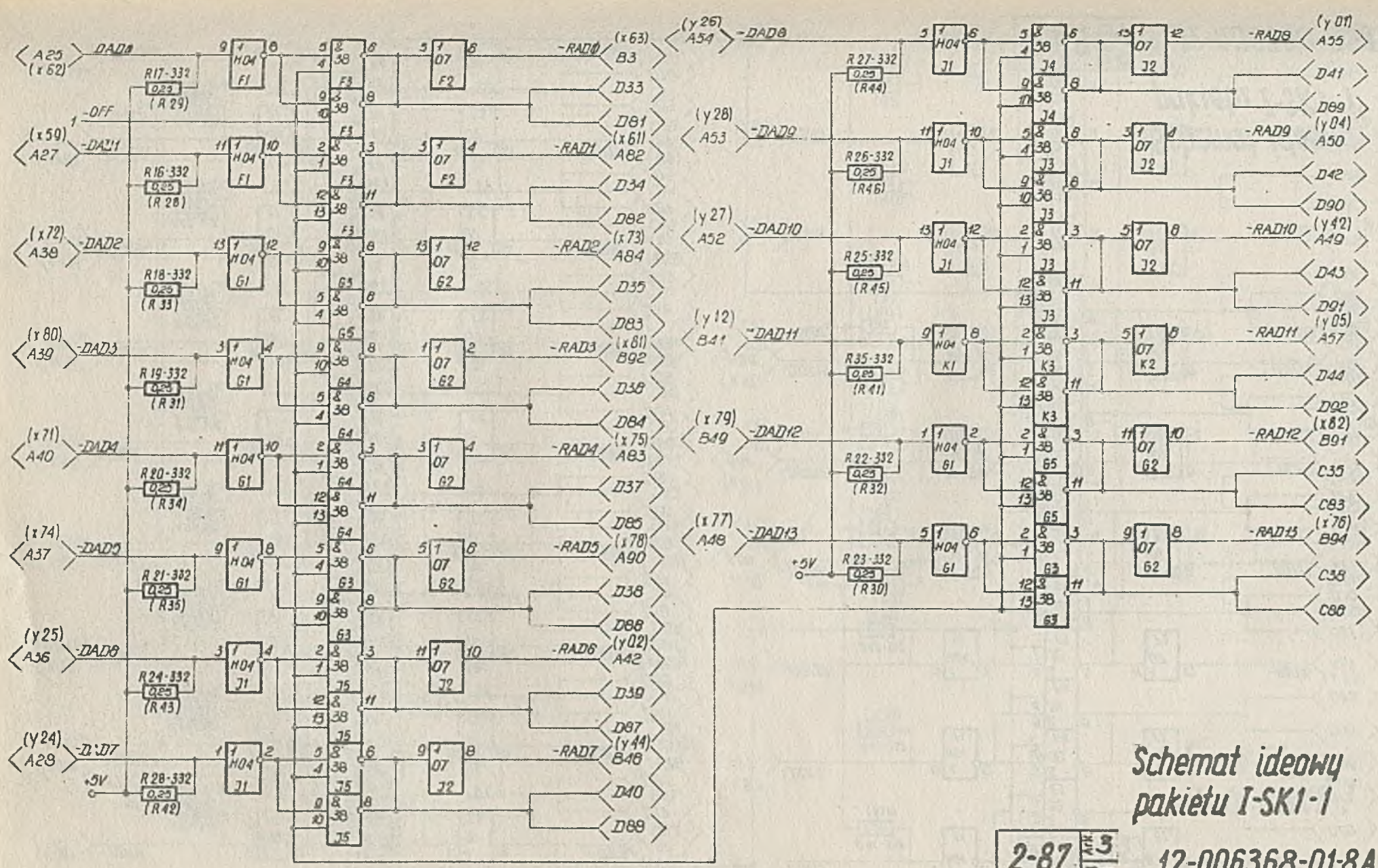

Schemat ideowy pakietu I-SK1-1

2-87 | Ark. 3 / Arkuszy 7

12-006368-01-8A

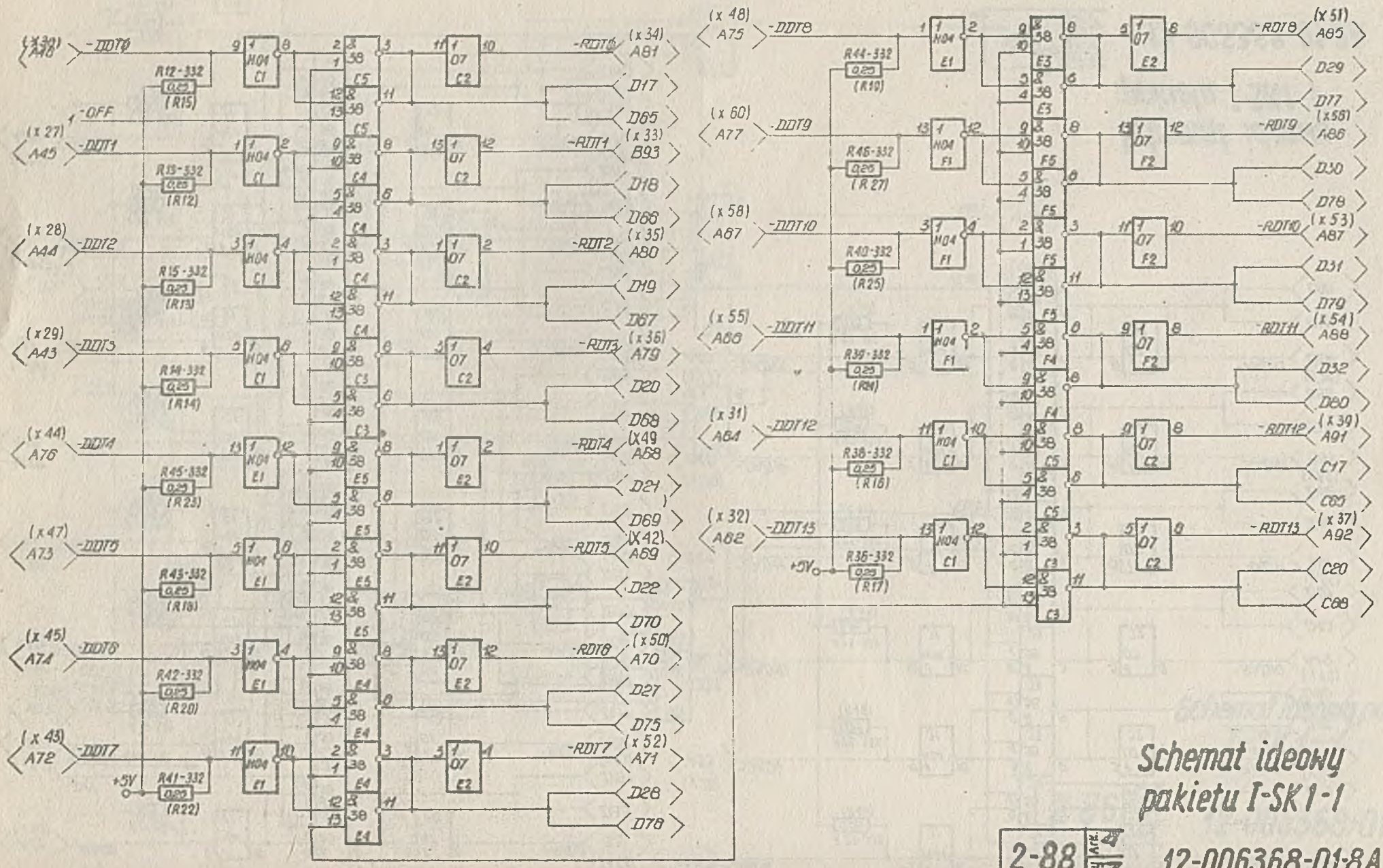

Schemat ideowy pakietu I-SK1-1

2-88

12-006368-01-8A

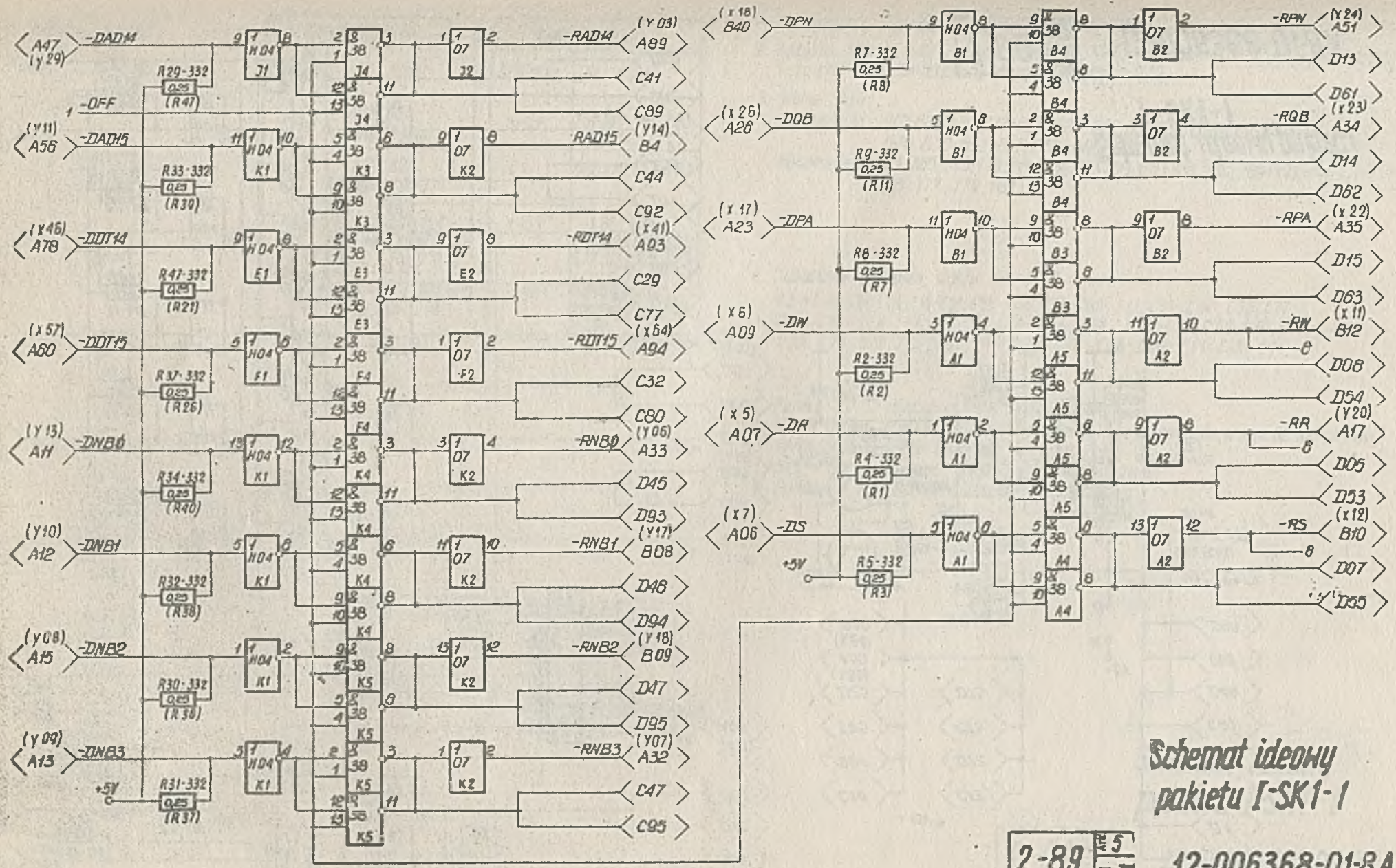

Schemat ideowy pakietu I-SK1-1

2-89 5/7

12-006368-01-8A

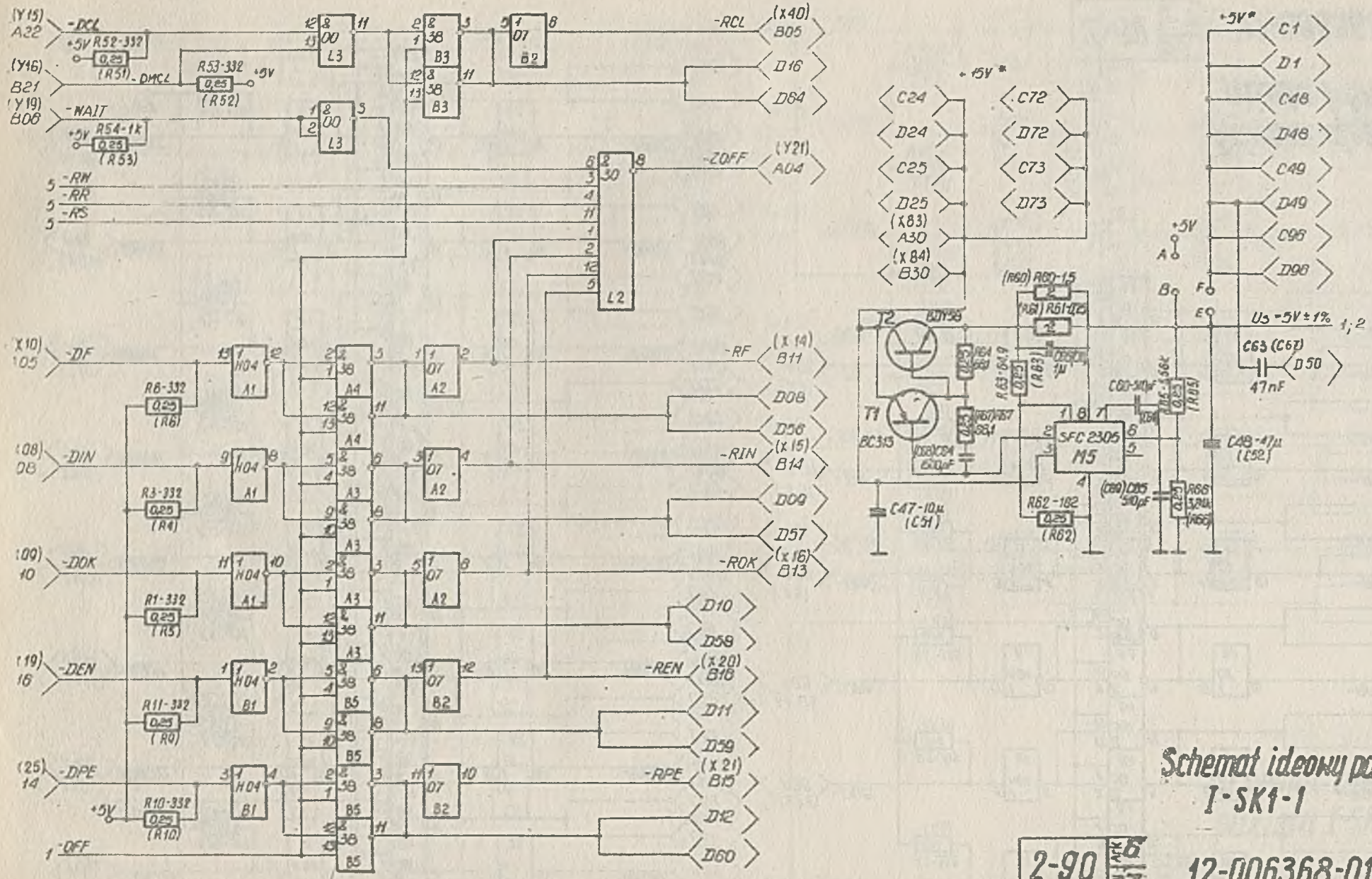

Schemat ideowy pakietu
I-SK1-1

2-90 6/7

12-006368-01-8A

Wolne bramki

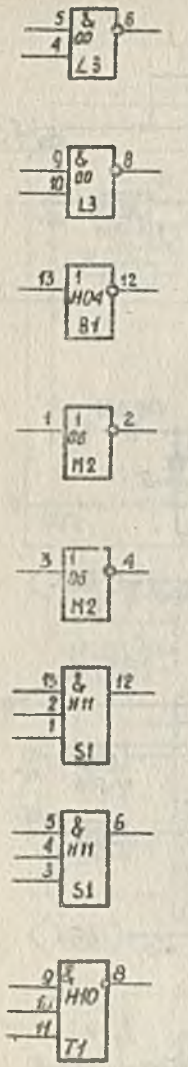

Wykonanie 01	
Zasilanie	Nr styku
+5 V	A02; B02 A95; B95
0 V	A01; B01 A96; B96
+15 V*	A30; B30; C24 D24 C25; D25; C72 D72; C73; D73
+5 V*	C01; D01; C48; D48; C49; D49; C96; D96

Wykonanie 02	
Zasilanie	Nr styku
+5 V	Y01; X03; Y81, Y83
0 V	X02; X04; Y82; Y84
+15 V*	X83; X84 C24; D24; C25; D25 C72; D72; C73; D73
+5 V*	C01; D01; C48; D48 C49; D49; C96; D96

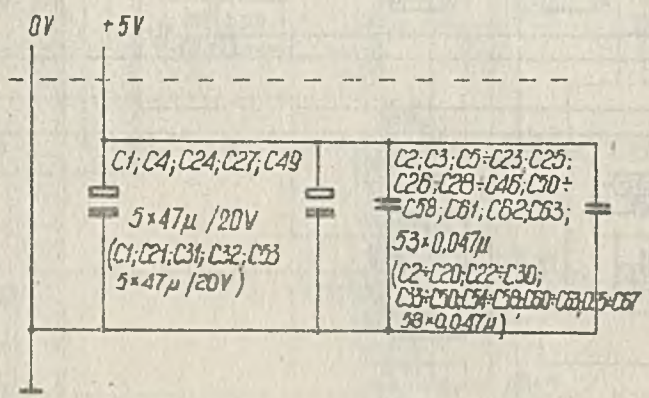

1. Tranzystor T1 typu BC313 gr 16, T2 typu BDY58.
2. Rezystor R60 ; R61 mają tolerancję ±20%, rezystor R65 - ± 0,5%; R66 - ± 1%; wszystkie pozostałe rezystory mają tolerancję ± 2%.
3. Wolne styki;
   Wykonanie 01: B17÷B20; A20; B22÷B26; B28; B29; B31÷B34; B36÷B39; B42÷B45; B47; B48; B50; B52÷B57; B59÷B80; B82÷B90.
   Wykonanie 02: X13; X65÷X70; Y39; Y41; Y43; Y45÷Y58; Y61÷Y68; Y68; Y69÷Y71; Y74; Y75÷Y77; Y79; Y80.
4. Dodatkowe zasilanie styków 0V
   C2 - C16; D2, C18, C19; C21; C22; C27; C28; C30; C31; C33; C34; C36; C37; C39; C40; C42; C43; C45; C46; C50÷C64; D50, C66; C67; C69; C70, C75; C76; C78; C79; C81; C82, C84; C85, C87, C88; C90; C91; C93; C94
5. Punkty C i D łączyć w obu wykonaniach.
6. W wyk. 01 opis styków, rezystorów i kondensatorów bez nawiasów, w wyk. 02 opis styków, rezystorów i kondensatorów w nawiasach.
7. +5V*; +15V* - napięcia uzyskane ze stabilizatora.
8. Punkty A, B - punkty kontrolne.

Schemat ideowy pakietu I-SK1-1

2-91	Arkuszy	7
	Arkusz	7

12-006368-01-8A

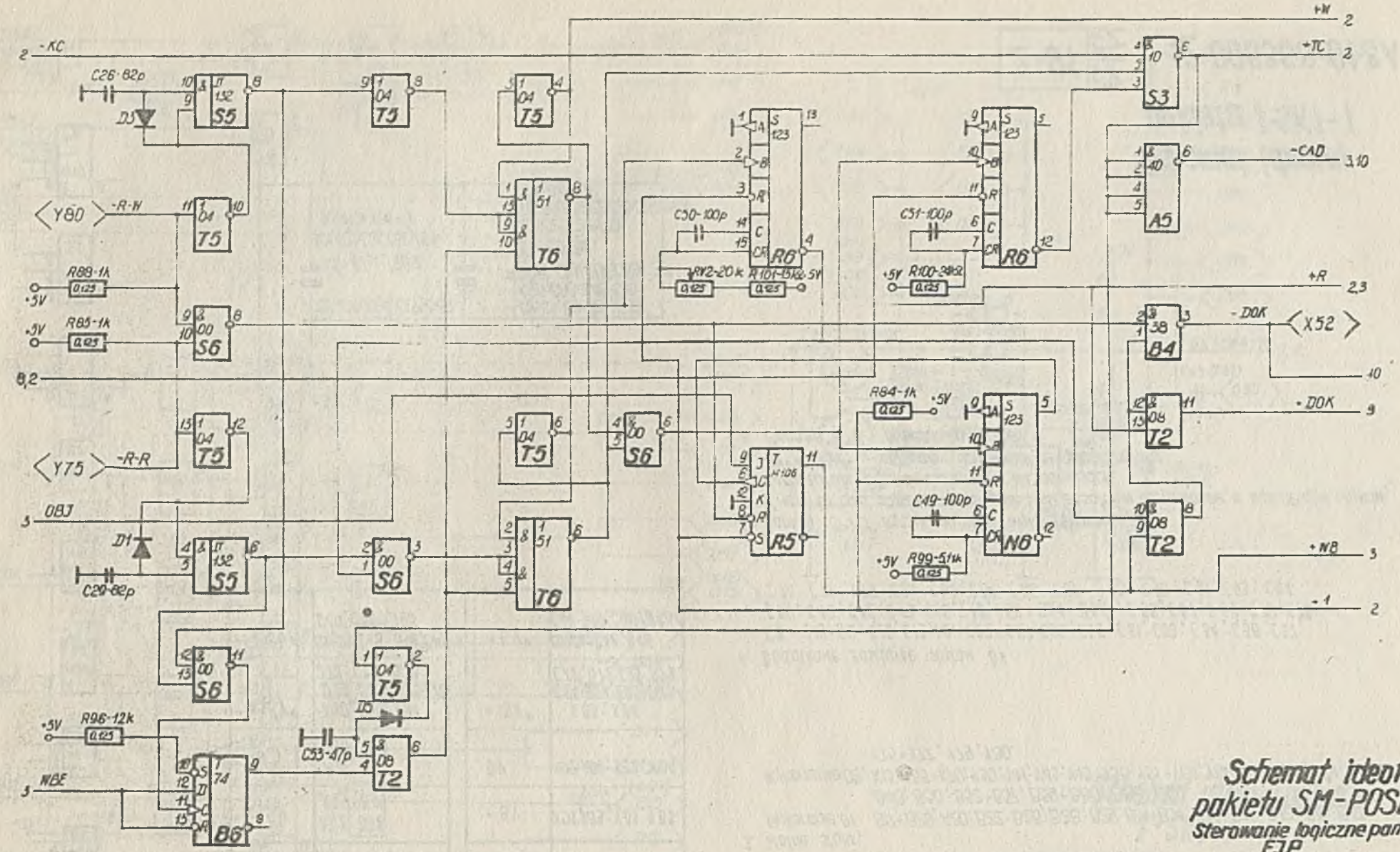

Schemat ideowy pakietu SM-POSE11
Sterowanie logiczne pamięcią FJP

2-92 | Ark. 1 | Ark. 19

12-006368-01-8A

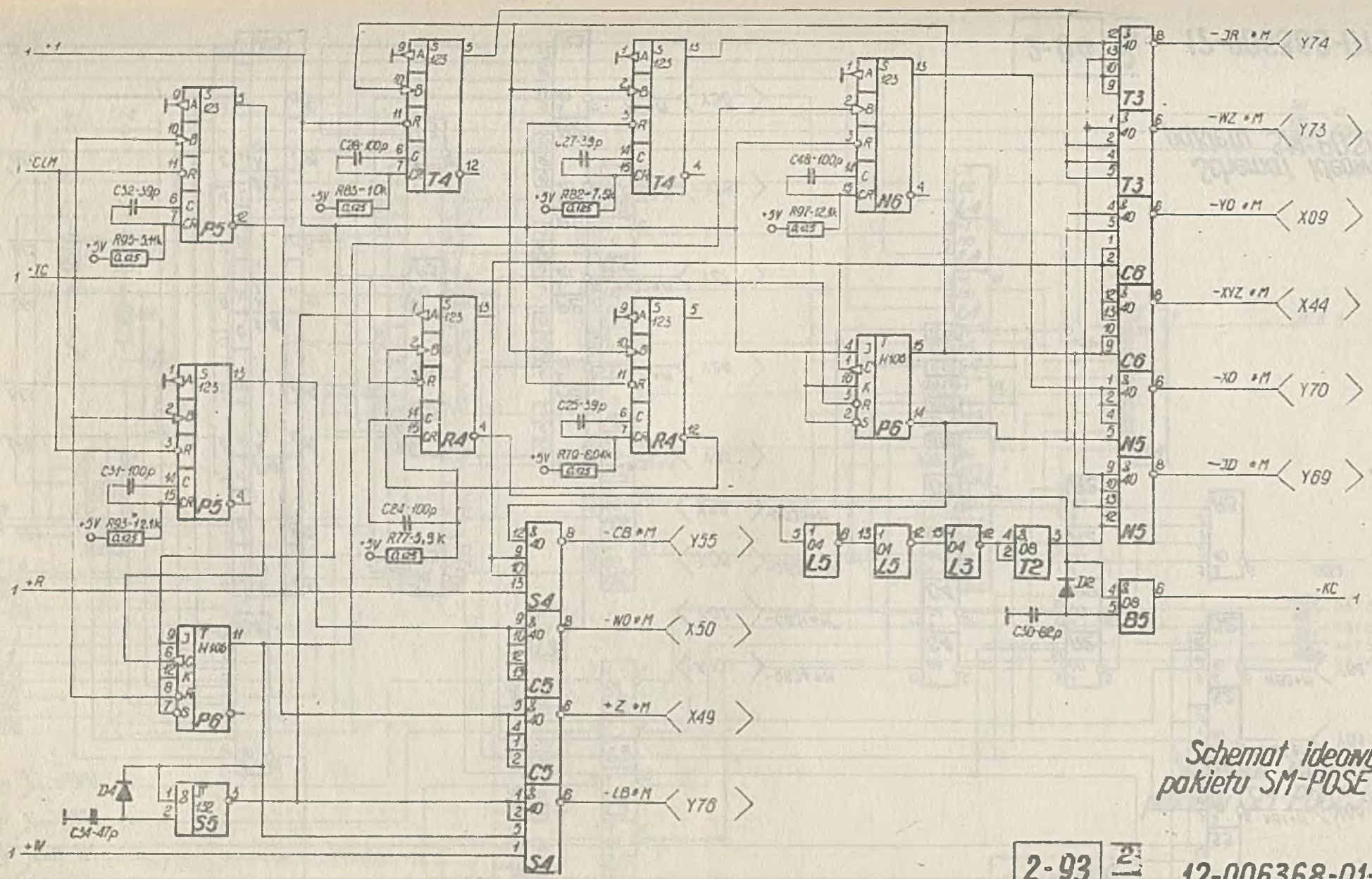

Schemat ideowy pakietu SM-POSE 11

2-93 2/12

12-006368-01-8A

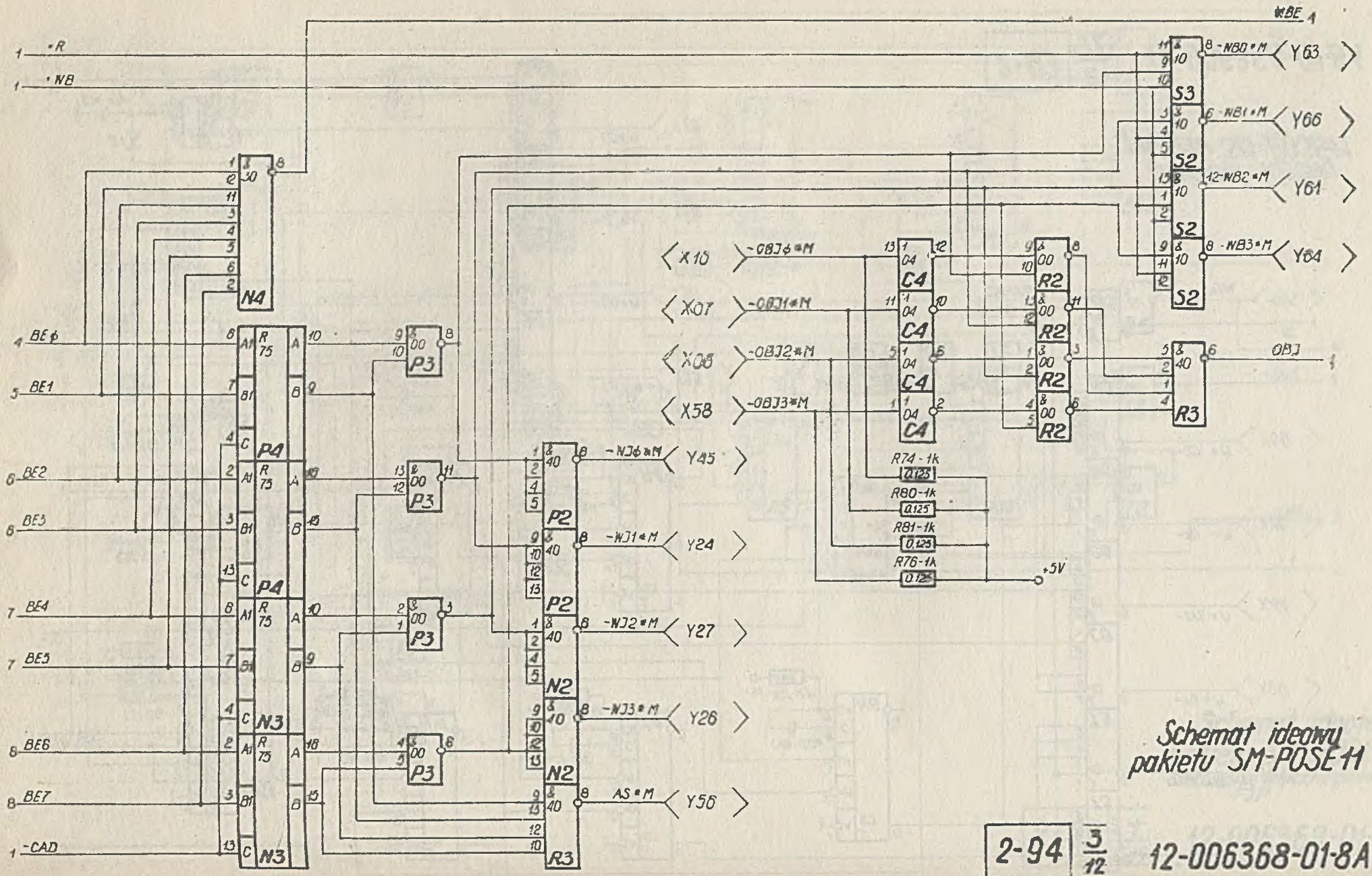

Schemat ideowy pakietu SM-POSE 11

2-94 3/12

12-006368-01-8A

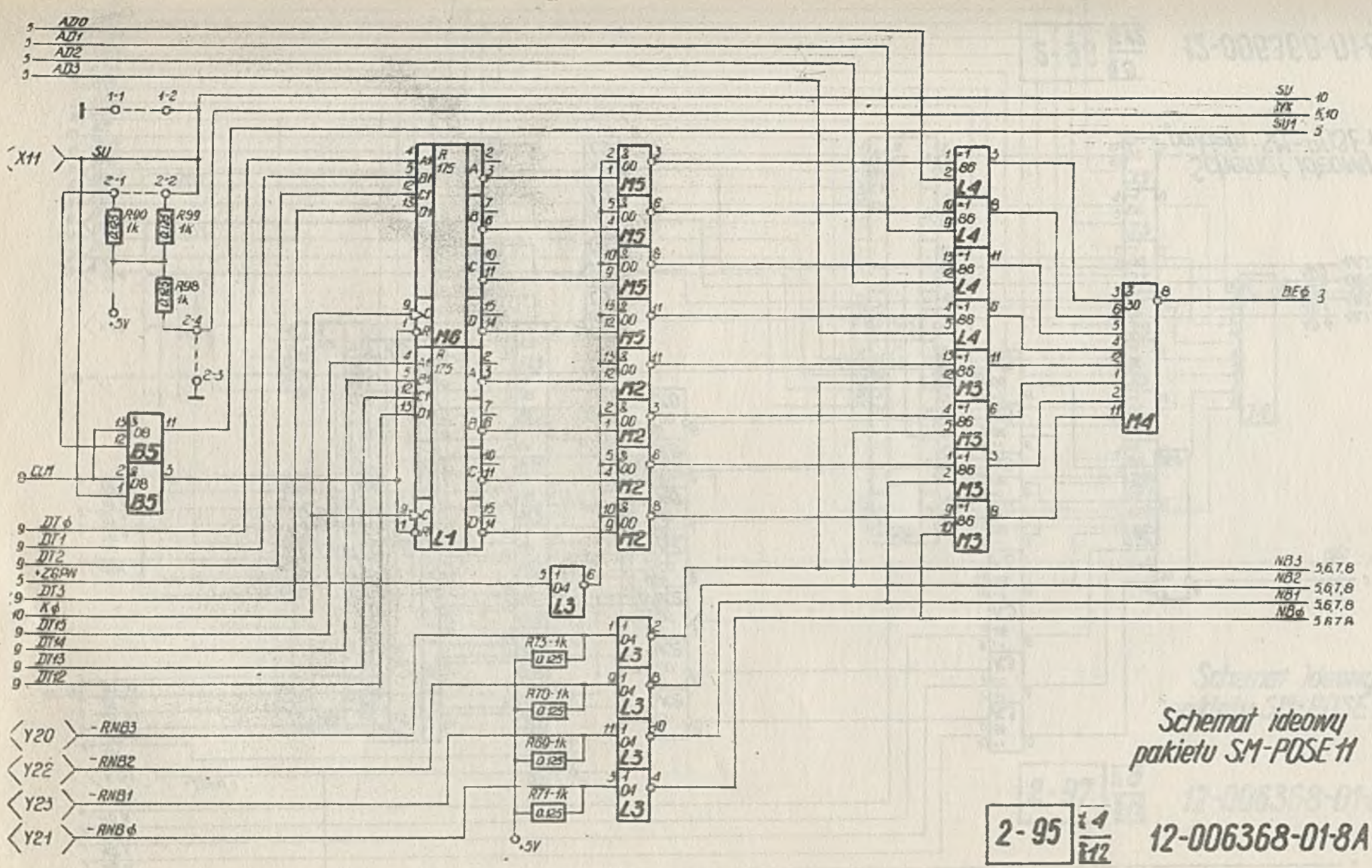

Schemat ideowy pakietu SM-POSE 11

2-95 4/12

12-006368-01-8A

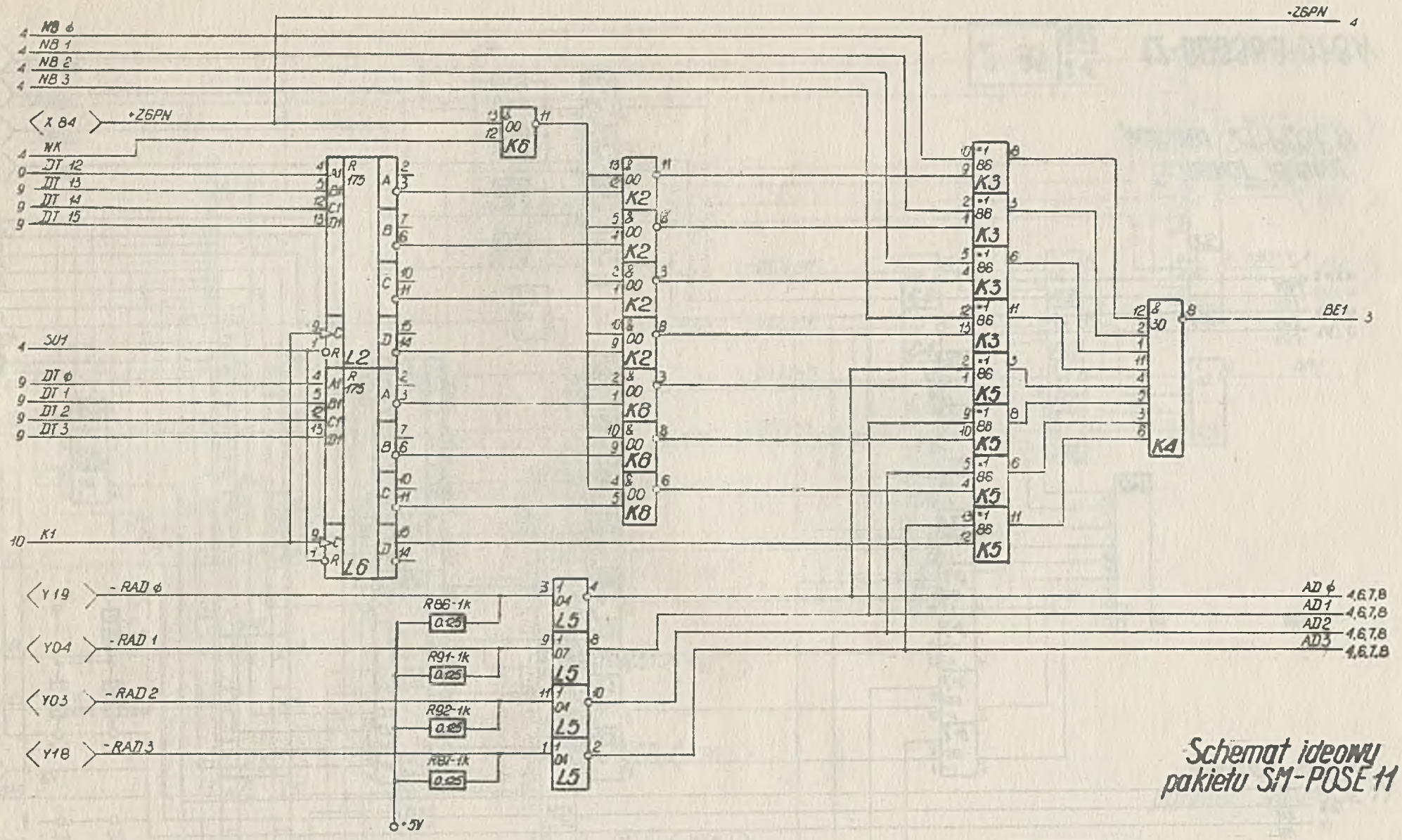

Schemat ideowy pakietu SM-POSE 11

2-96 5/12 12-006368-01-8A

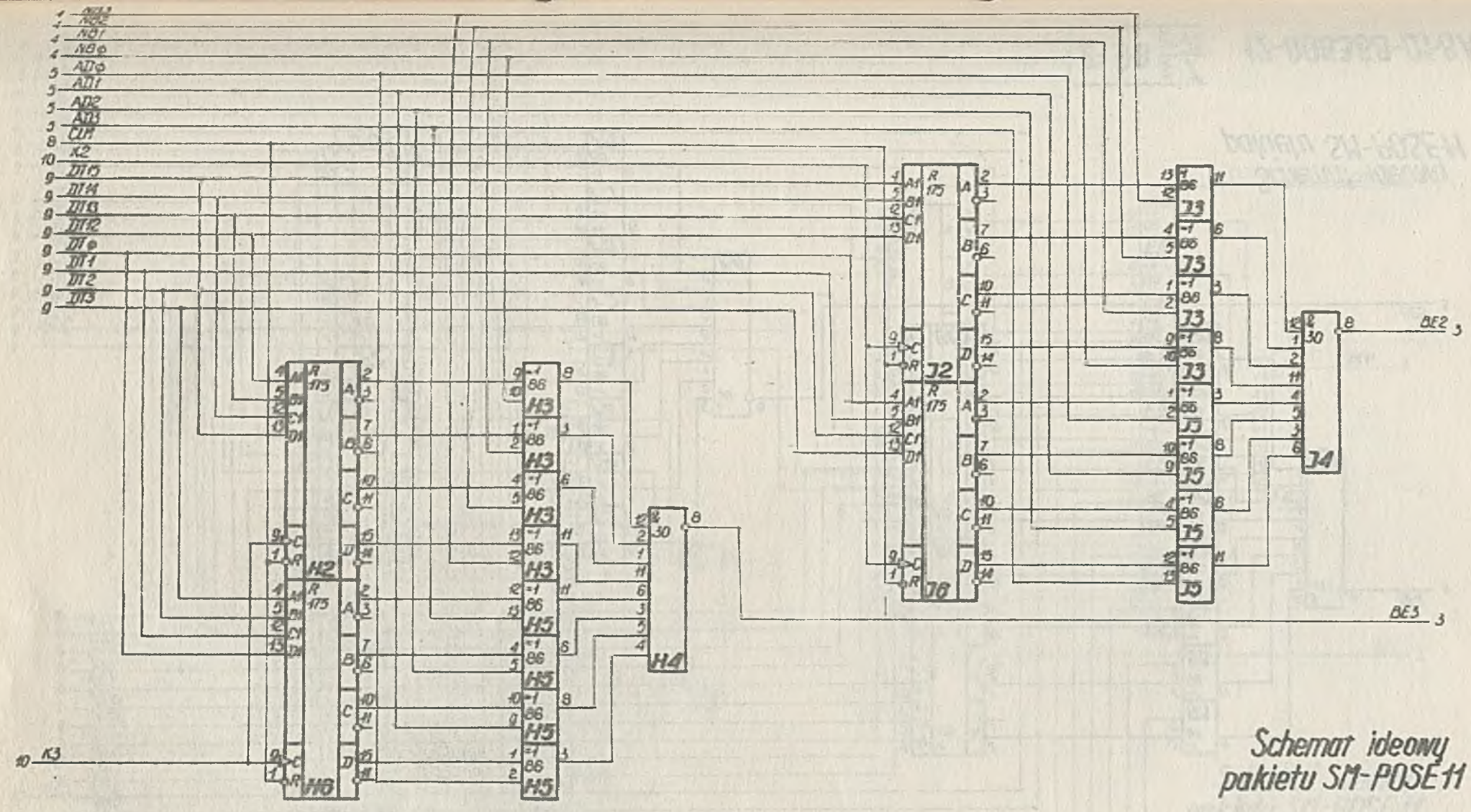

Schemat ideowy
pakietu SM-POSE 11

2-97 $\frac{10}{12}$ 12-006368-01-8A

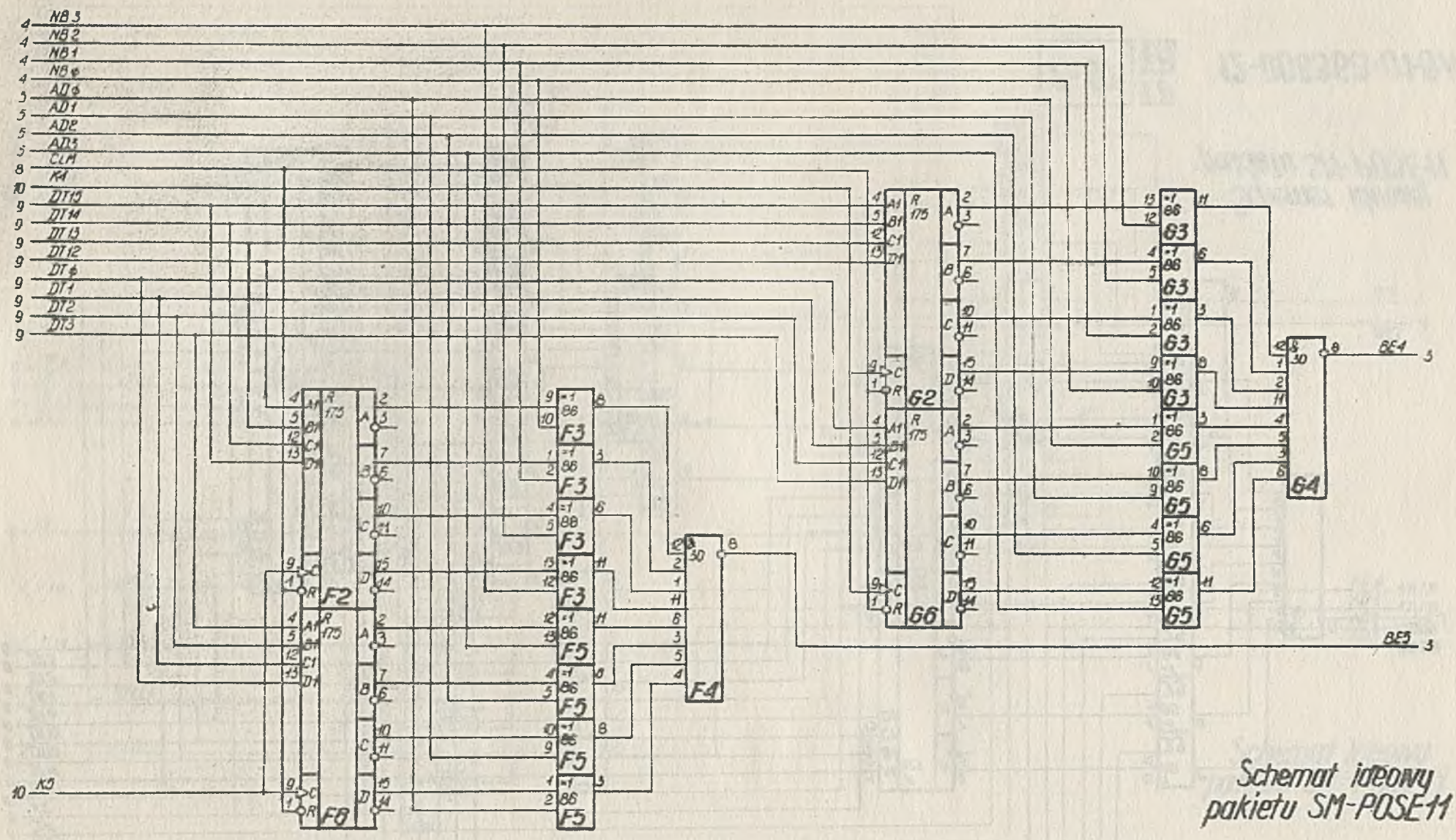

Schemat ideowy
pakietu SM-POSE11

2-98 Ark 7/12 12-006368-01-8A

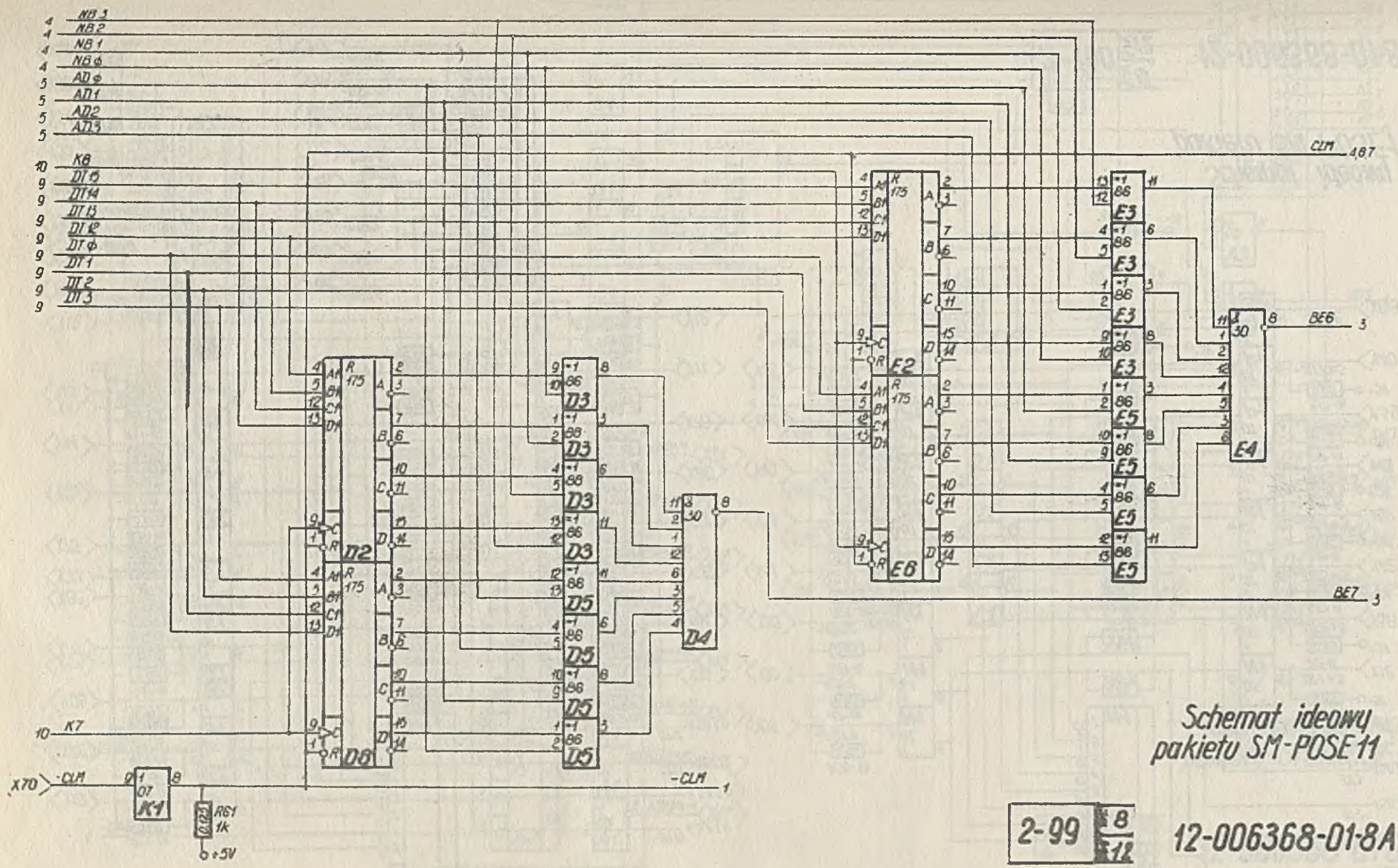

Schemat ideowy pakietu SM-POSE 11

2-99 8/12

12-006368-01-8A

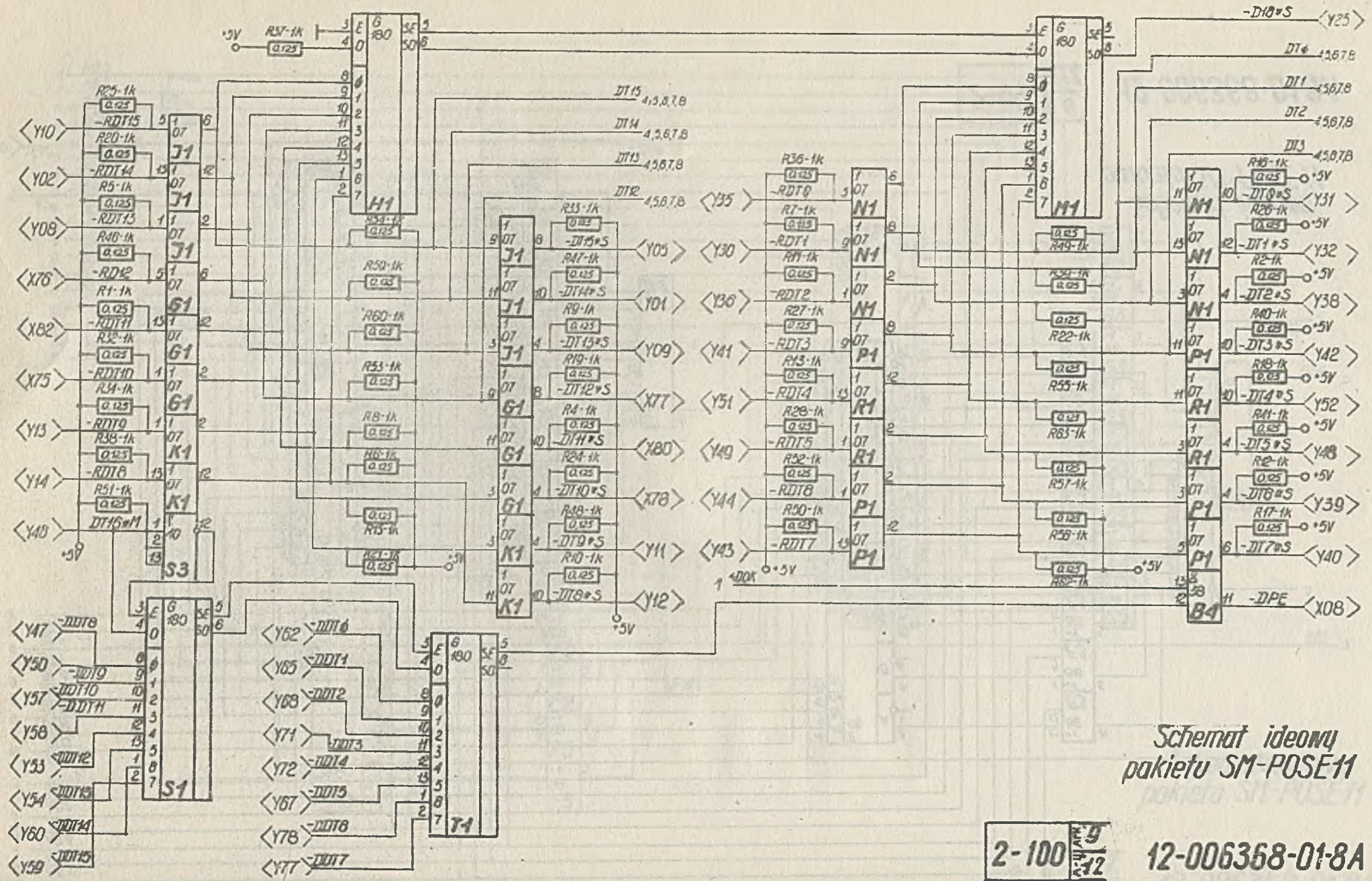

Schemat ideowy
pakietu SM-POSE11

2-100 9/12

12-006368-01-8A

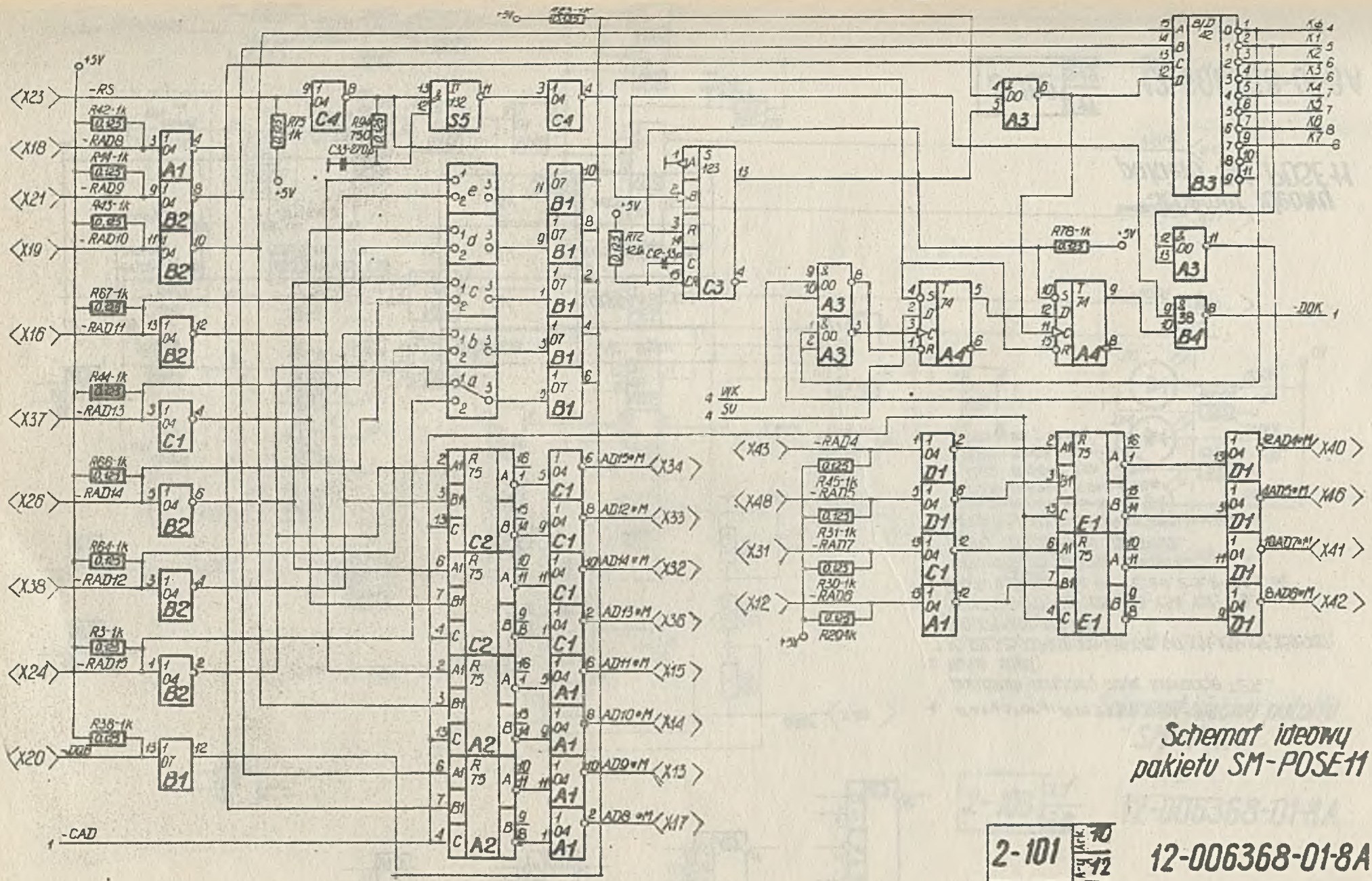

Schemat ideowy pakietu SM-POSE11

2-101 Ark. 10 Ark. 12

12-006368-01-8A

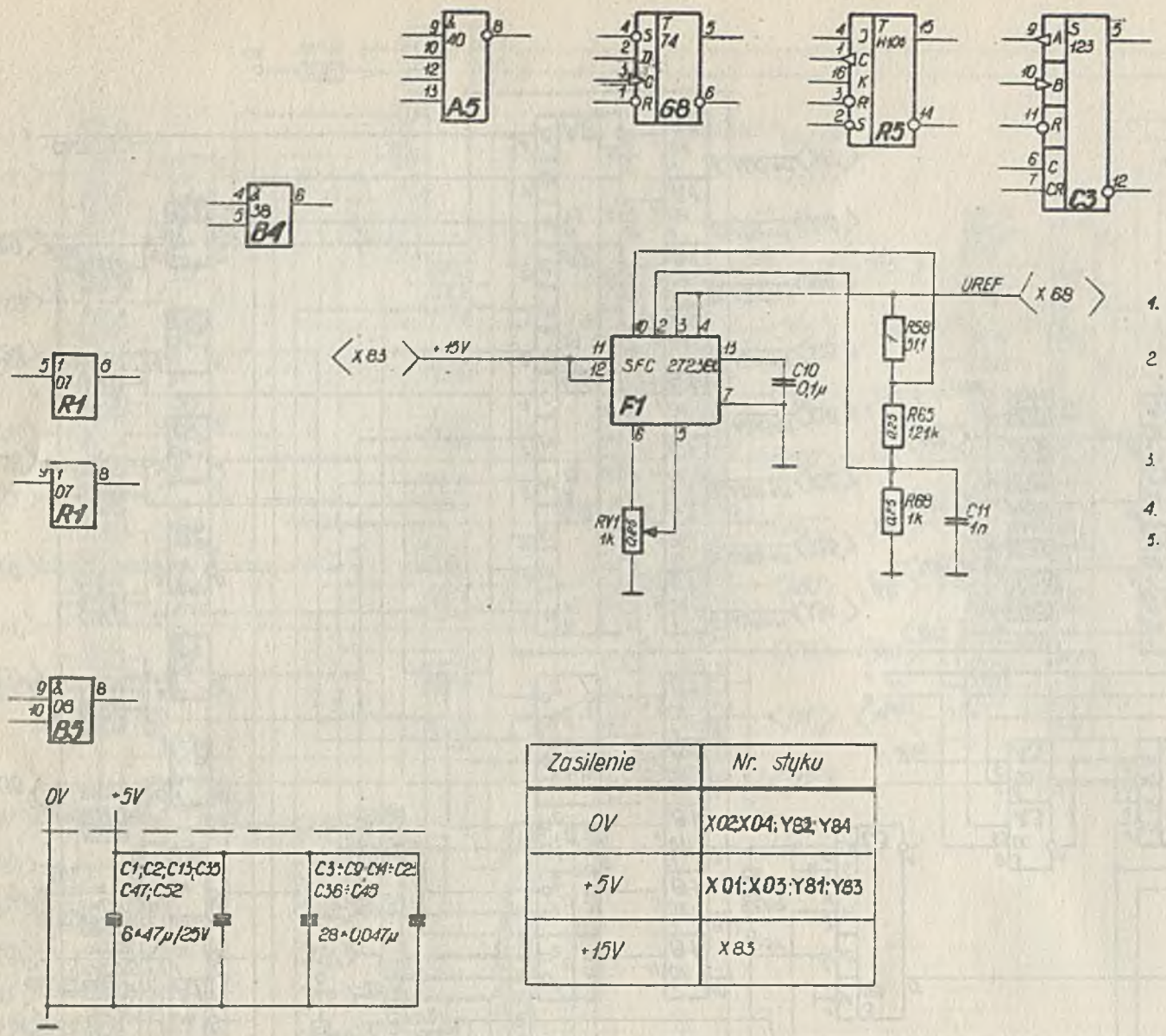

1. Rezystory: R79 ± 1%; R101 ± 5%
   pozostałe rezystory mają tolerancję ± 2%.
2. Wolne styki:
   X5; X22, X25; X27÷X30; X35; X39; X45; X47; X51; X53÷X57; X59÷X67; X69, X71÷X74; X79; X81.
   Y6; Y7; Y15÷Y17; Y28; Y29; Y33; Y34; Y37; Y79.
3. Zworki a, b; c, e oraz 1-1; 1-2; 2-4; 2-3; 2-2; 2-1 są montowane wg. potrzeb użytkownika.
4. Diody D1÷D5 - typu BACP-95.
5. Rezystory R77; R82; R83; R93 dobierane z podanych wartości:
   R77 - 5,49k; 5,9k; 6,49k
   R82 - 8,06k; 7,5k; 6,81k
   R83 - 8,06k; 10k; 11k
   R93 - 11k; 12,1k; 14k

Zasilenie	Nr. styku
0V	X02;X04; Y82; Y84
+5V	X01; X03; Y81; Y83
+15V	X83

Schemat ideowy pakietu SM-POSE 11

2-102 | 11/12 | 12-006368-01-8A

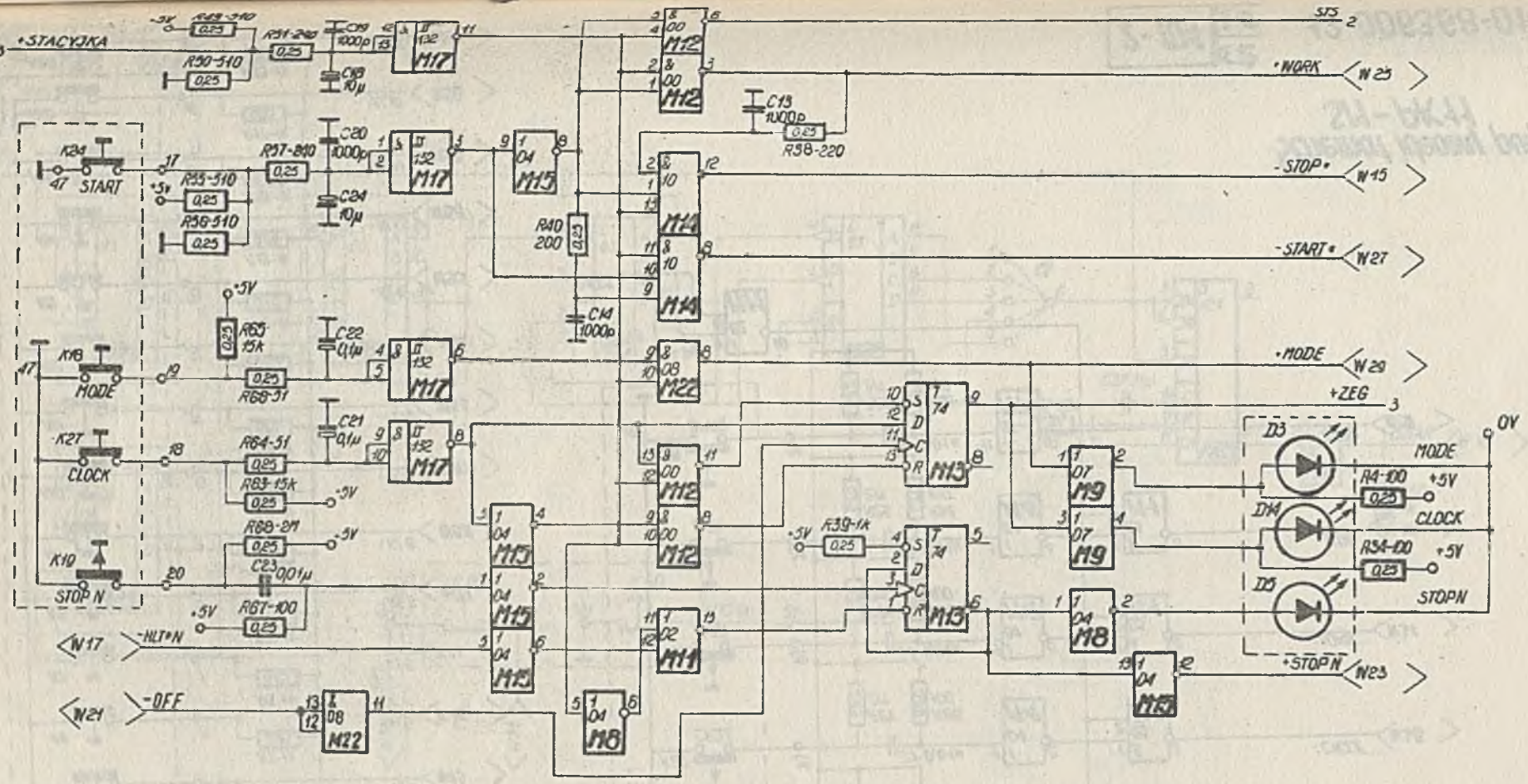

Schemat ideowy pulpitu
SM-PK11

2-103 Nr 1 / Nr 6

12-006368-01-8A

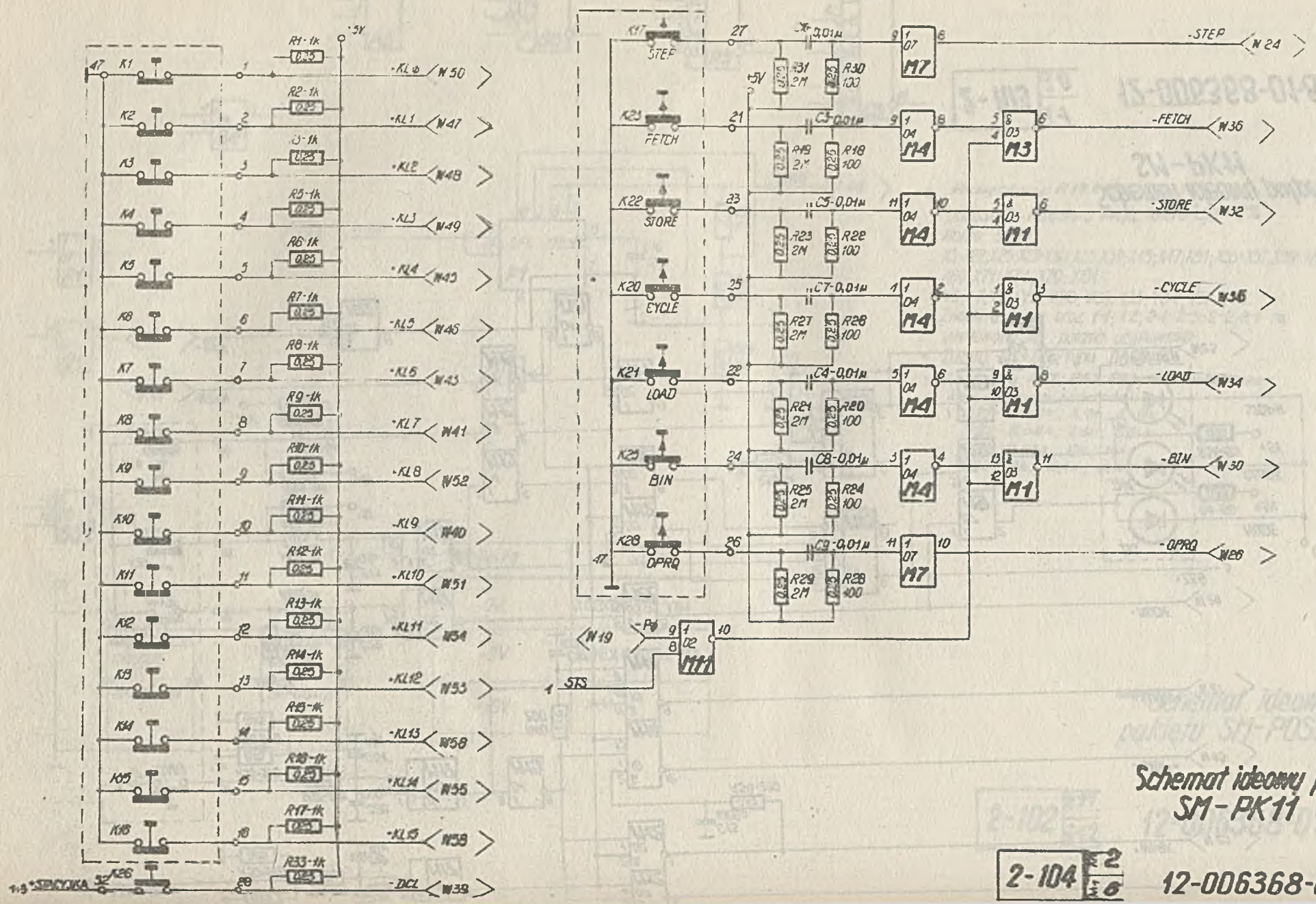

Schemat ideowy pulpitu
SM-PK11

2-104 2/6

12-006368-01-8A

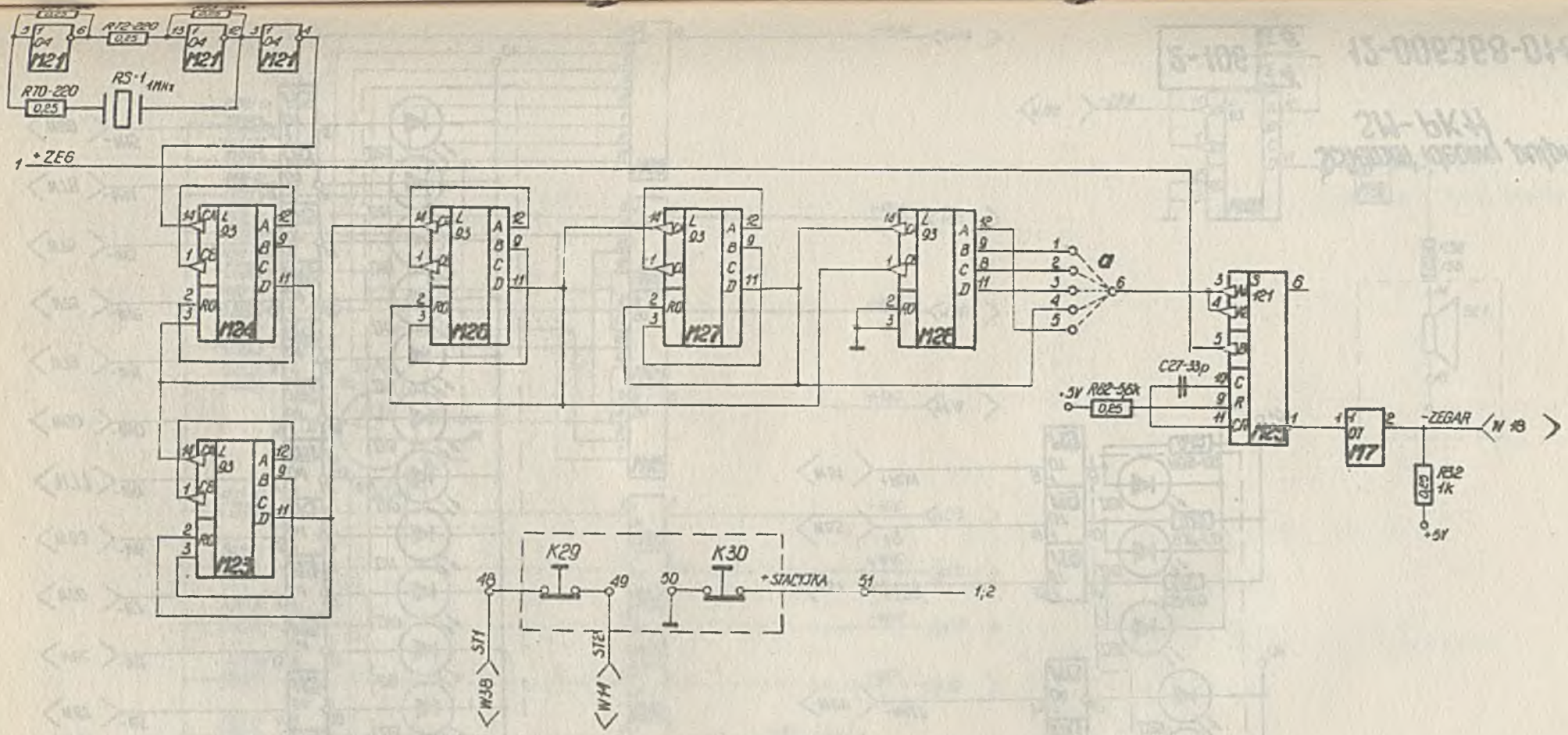

Schemat ideowy pulpitu
SM- PK11

2-105 | 3 | 6

12-006368-01-8A



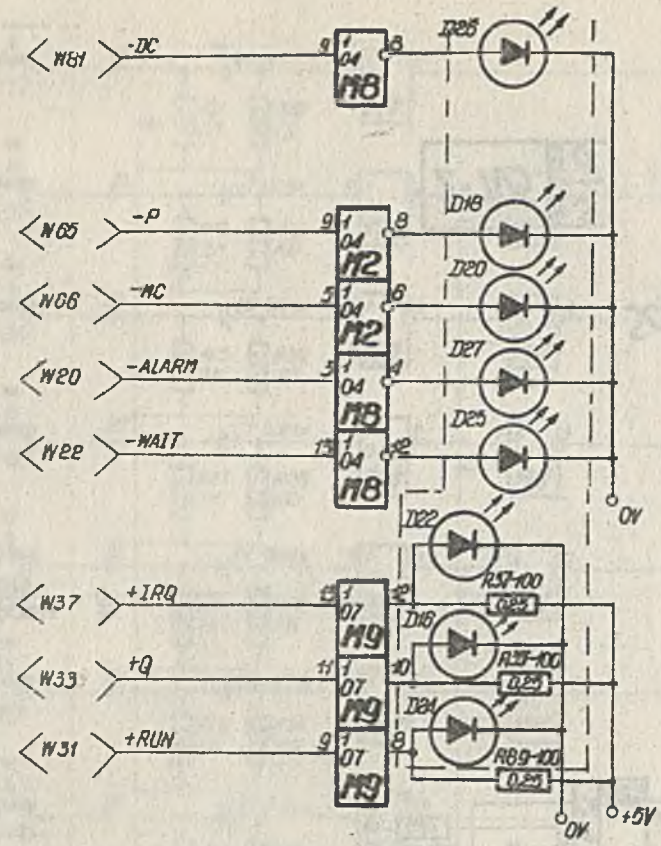

Schemat ideowy pulpitu
SM-PK11

2-106 | Ark. 4 | Ark. 6

12-006368-01-8A

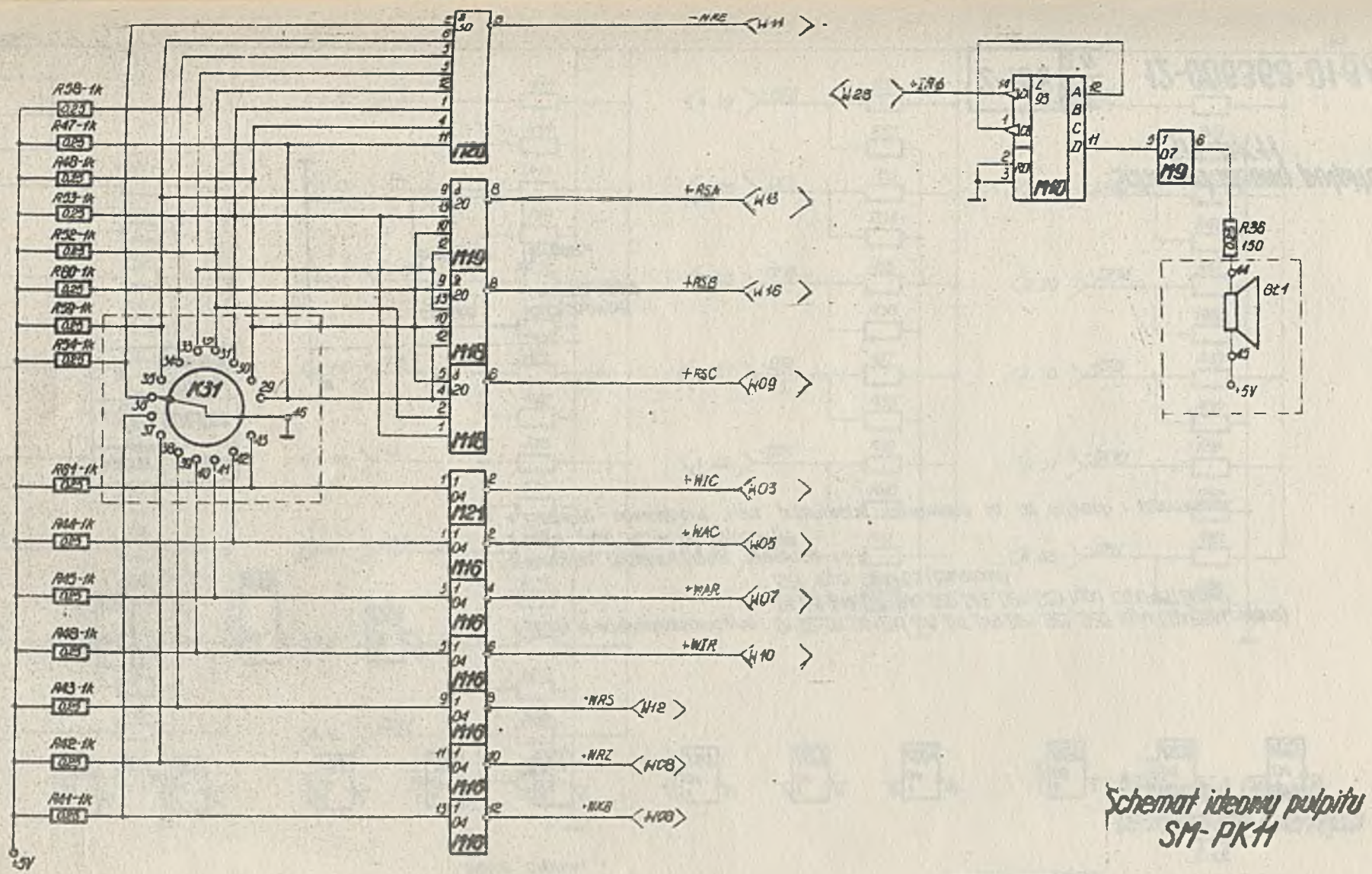

Schemat ideowy pulpitu
SM-PK11

2-107 | 5 | 0

12-006368-01-8A

Wolne bramki.

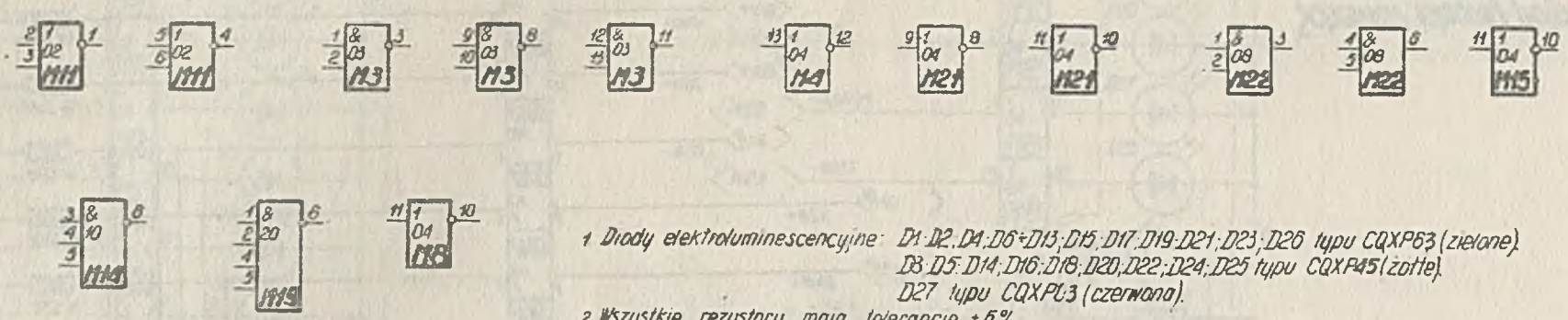

1 Diody elektroluminescencyjne: D1;D2;D4;D6÷D13;D15;D17;D19;D21;D23;D26 typu CQXP63 (zielone).
D3;D5;D14;D16;D18;D20;D22;D24;D25 typu CQXP45 (żółte).
D27 typu CQXP03 (czerwona).

2 Wszystkie rezystory mają tolerancję ±5%

3 Wolne styki: 42; 44; 68; 70; 72; 74; 76

4 Elementy obwiedzione linią przerywaną montowane są na listwach i wspornikach.

Zasilanie	Nr. styku
+5V	M01; M03
0V	M02; M04 M31; M32

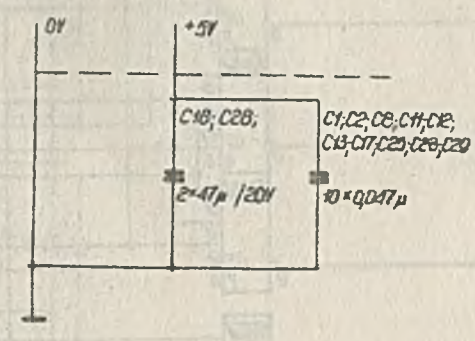

Schemat ideowy pulpitu
SM-PK11

2-108 | 6/8

12-006368-01-8A

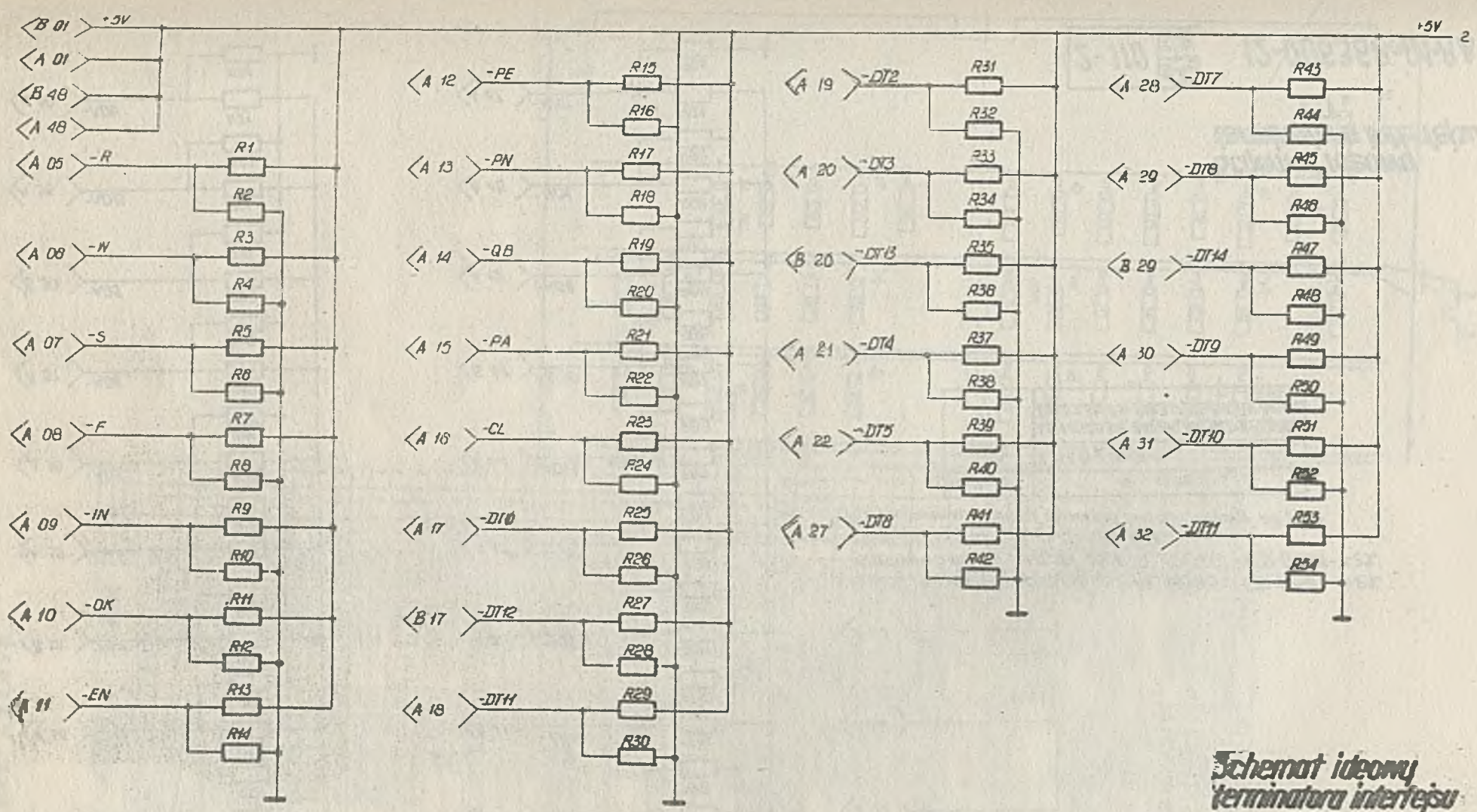

Schemat ideowy
terminatora interfejsu
TJ

2-109

12-006368-01-8A

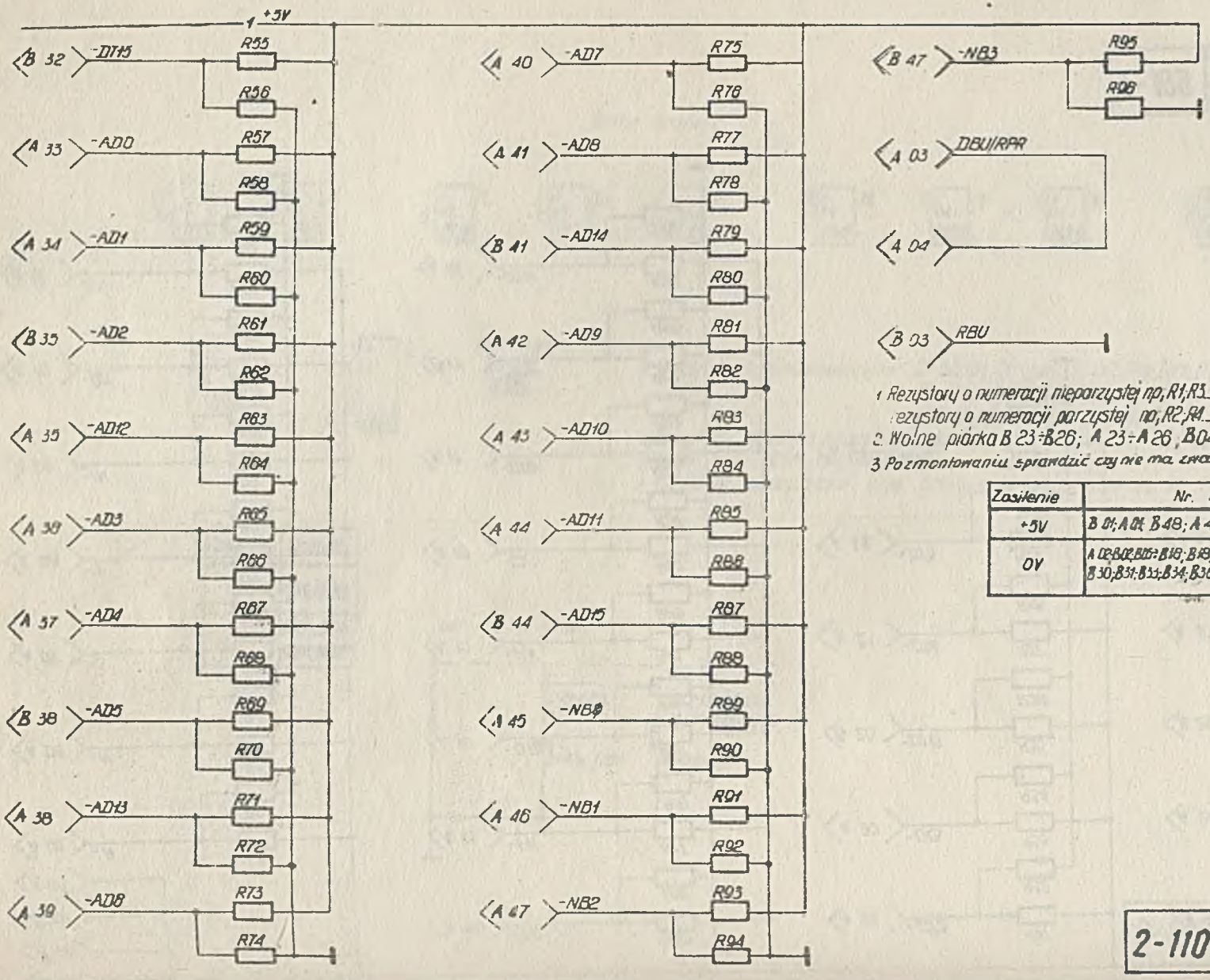

1. Rezystory o numeracji nieparzystej np. R1, R3 ... R93, R95 680Ω-0,25W - ±2%
   Rezystory o numeracji parzystej np. R2, R4 ... R94, R96 402Ω-0,125W - ±2%
2. Wolne piórka B 23÷B26; A 23÷A 26, B04
3. Po zmontowaniu sprawdzić czy nie ma zwarcia między 0V; 5V

Zasilenie	Nr. styku
+5V	B 01; A 01; B 48; A 48
0V	A 02; B 02; B 05; B 18; B 19; B 20; B 21; B 22; B 27; B 28; B 30; B 31; B 33; B 34; B 36; B 37; B 39; B 40; B 42; B 43; B 45; B 46

Schemat ideowy terminatora interfejsu TJ

2-110

12-006368-01-8A

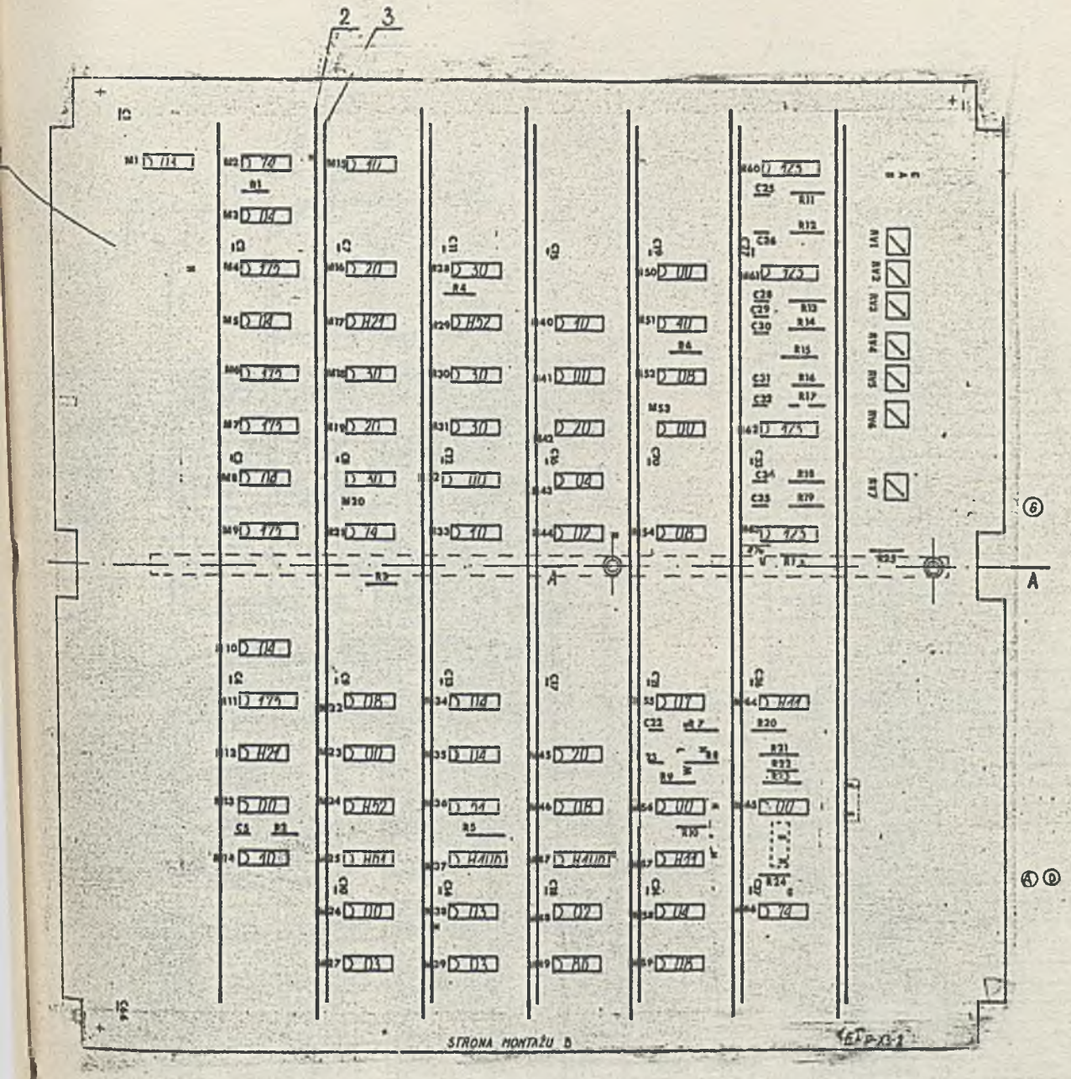

	R18;25	R18;25
R9	R9	
M49	M 49	
C1.6	C 1;6	
C2÷4,7÷21,24,27,33,36,37	C 2÷4,7÷21,24,27,33,36;37	
C22	C 22	
C5,30,23	C 5;30;23	
C29,32	C 29;32	
C25,26,28,31,35	C 25;26;28;31;35	
C34	C 34	
RV1÷7	RV1÷7	
R11÷14,16;17;19	R 11÷14; 16;17;19	
R3÷6;8;10;15;20÷24,7a	R 3÷6;8;10;15;20÷24	
R2	R 2	
R7	R 7	
M4,6,7,9,11	M 4;6;7;9;11	
M60÷63	M 60÷63	
M37,47	M 37;47	
M2,21,66	M 2;21;66	
M25	M 25	
M24,29	M 24;29	
M36	M 36	
M51	M 51	
M18,20,28,30,31	M 18;20;28;30;31	
M12,17	M 12;17	
M16,19,42,45	M 16;19;42;45	
M57,64	M 57;64	
M14,15,33,40	M 14;15;33;40	
M22,46,52,54,59	M 22;46;52;54;59	
M55	M 55	
M3,5,8,10,34,35,43,58	~~M 3;5;8;10;34;35;43;58~~	
M1,27,38,39	M 1;27;38;39	
~~M44,48~~	~~M 44;48~~	
M13,23,26,32,44,50,53,56,65	M 13;23;26;32;44;50;53;56;65	
Wyk 03	Wyk 02	

Oznaczenia elementów

1	1	—	Podstawka	56	94260301		Lista części CDC	
2	2		Rezystor 7,5k 0,25W 2%	55	ZN-72/MAH-14/L-18/001			
—	—		Schemat ideowy	54	12-003701-02-3	P-X3-2		
1	1	1	Rezystor 205k 0,25W ±2%	53	ZN-72/MAH-14/L-18/001	RMG		
1	—	—	Płytka drukowana	52	10-003766-03-6	E-P-X3-2		
—	—	—	Drut	51	BN-71/3051-01	Dsm 0,5		
—	1	—	Płytka drukowana	50	10-003766-03-8	E-P-X3-2	N-DE-00240-02	A3
—	—	—	Instrukcja uruchamiania	49	13-003908-01-3	P-X3-2		
—	—	—	Schemat ideowy	48	12-003784-01-5	P-X3-2		
1	1	1	Układ scalony	47	TWT-75/CEMI/B-34	UCY7486N		
—	—	—	Przewód srebrzony w izolacji „KYNAR 0,25"	46	BICC	AWG 30		
—	—	—	Spoiwo cynowołowiowe	45	K-10-00251-E			
—	—	—	Klej epoksydowy ME-12	44	ZN-71/L-6378-01			
2	2	2	Kondensator elektrolit. 196D-10μF-25V±20%	43	BA-78/3281-44			
23	23	2	Kondensator 5÷5100000-20÷63-55/105/56	42	BN-78/3281-42	KFPm2C		
1	1	1	Kondensator 5÷5-10000-20÷63-55/105/56	41	BN-78/3281-42	KFPm2C		
3	3	3	Kondensator 4÷33-5-63-55/125/56	40	BN-75/3281-41	KCPm1B		
2	2		Kondensator 4÷22-5-63-55/125/56	39	BN-75/3281-41	KCPm1B		
5	6		Kondensator 4÷12-5-63-55/125/56	38	BN-75/3281-41	KCPm1B		
1	1		Kondensator 6÷10-5-250-55/125/56	37	BN-69/3281-35	KCP1A		
7	17		Potencjometr 3k/0,5W	36	Beckman	Mod 61PA		Anglia
7	17	3	Rezystor 5,1k 0,25W ±2%	35	ZN-72/MAH-14/L-18/001	RMG		
19	14	18	Rezystor 1k 0,25W ±2%	34	ZN-72/MAH-14/L-18/001	RMG		
1	1	1	Rezystor 511 0,25W ±2%	33	ZN-72/MAH-14/L-18/001	RMG		
1	1	1	Rezystor 30,1k 0,25W ±2%	32	ZN-72/MAH-14/L-18/001	RMG		
5	5	5	Układ scalony	31	TWT-77/CEMI/B-103	UCY74175N		
4	4	4	Układ scalony	30	TEXAS INST	SN74123N		
2	2	2	Układ scalony	29	CC4HC/CC416C	SN74H106N		
3	3	3	Układ scalony	28	TWT-78/CEMI/B-23	UCY7474N		
1	1	1	Układ scalony	27	TEX INST	SN74H61N		
2	2	2	Układ scalony	26	TEX INST	SN74H52N		
1	1	1	Układ scalony	25	TWT-76/CEMI/B-10/B-10	UCY7451N		
—	—	1	Układ scalony	24	TEX INST	SN74H40N		
1	1	—	Układ scalony	23	TWT-76/CEMI/B-14	UCY7440N		
5	5	—	Układ scalony	22	WT-76/CEMI/B-15	UCY7430N		
—	—	5	Układ scalony	21	TEX INST	SN74H30N		
2	2	2	Układ scalony	20	TEX INST	SN74H21N		
—	—	1	Układ scalony	19	TEX INST	SN74H20N		
4	4	—	Układ scalony	18	TWT-76/CEMI/B-16	UCY7420N		
2	2	2	Układ scalony	17	TEX INST	SN74H11N		
—	—	1	Układ scalony	16	TEX INST	SN74H10N		
4	4	—	Układ scalony	15	TWT-76/CEMI/B-02	UCY7410N		
5	5	5	Układ scalony	14	TWT-76/CEMI/B-21	UCY7408N		
1	1	1	Układ scalony	13	TWT-75/CEMI/B-30	UCY7407N		
—	—	8	Układ scalony	12	CC4HC/CC416C	SN74H04N		TEXAS
8	8	—	Układ scalony	11	TWT-76/CEMI/B-37	UCY7404N		
4	4	4	Układ scalony	10	TWT-76/CEMI/B-53	UCY7403N		
2	2	2	Układ scalony	9	TWT-76/CEMI/B-62	UCY7402N		
—	—	9	Układ scalony	8	TWT-75/CEMI/B-39	UCY74100N		
9	9	—	Układ scalony	7	TWT-75/CEMI/B-01	UCY7400N		
				6				
2	2	2	Kołek dystansowy	5	10-003702-01-6		N-DM-00391-01-D	
1	1	1	Płytka ślizgowa	4	10-003794-01-8		N-DE-00390-04-D	
7	7	7	Szyna zasilań	3	10-003794-02-0		N-DE-00241-02-C	
6	6	6	Szyna zasilań	2	10-003794-01-2		N-DE-00241-01-C	
—	—	1	Płytka drukowana	1	10-003766-01-0	PX3-2	N-DE-00240-01	A2
03-0	02-2	01-1	Nazwa	Poz.	Nr rys. Nr normy	Symbol mat.	Nr indeksu mat.	Uwagi

PAKIET PX3-2

3-1

11-006368-01-0 A

B		R3;
B		R4; R7
E		
		R 5a
D B		
C		
C		
E D B		C 31;32
E D		C 1÷24;26÷29
C D		C 30
C D		C 25
		RV 1:2
B		R 17;18
L B		R1;2;5;6;8÷15;17;18;19÷25
		M 90
		M 13;63;79;87;93
D B		M 9
E C		M 96
D C		M 60;61;74;88;91;92
		M 4;18;33
B D		M 5;19;34;50÷53;56 57;66;68;69;72;73
		M 54;64;70
B		M 31;55;65;67;71;78
D B		M 27;35;40;41
		M 82;
D B		M 39;45;84;58
		M 76;80;86;22
D B		M 12;14;16;24;46; 73;81;85;99;101
C		M 30;37;43;48;62;77;83;104
D B		M 1;3;6;7;11;20;25 28;32;42;49;102
D B		M 10;89;95
D B	— — —	M 2;8;13;17;21;23;26;29;36;38 41;47;59;94;97;98;100;103
wyk. 03		wyk. 02

Oznaczenia elementów

	1	1	Rezystor 3,01k 0,25W±2%	47	ZN-72/MPM-14/L-18/100	RMG		
	2	2	Rezystor 205Ω 0,25W±2%	46	ZN-72/MPM-14/L-18/100	RMG		
	1	—	Płytka drukowana	45	10-003765-01-0	E-P-M3-2	M-DE-00257-01-0	
	—	—	Instrukcja uruchamiania	44	13-003902-01-5	P-M3-2		
	—	—	Schemat ideowy	43	12-003780-01-7	P-M3-2	M-SI-00087-01-0	
	4	1	Rezystor 332 0,25W±2%	42	ZN-72/MPM-14/L-18/100	RMG		
	—	—	Spoiwo cynowołowiowe	41	K-10-00051-E			
	—	—	Klej epoksydowy ME-1R	40	ZN-71/L-6378-01			
	—	—	Przewód srebrzony w izolacji „KYNAR" 0,25	39	BICC	AWG 30		
	2	2	Kondensator elektrolit. 196D-10μF-25V±20%	38	BN-78/3381-44			
	28	28	Kond. 5÷5,1	37	BN-78/3281-42	KFPm2C		
	1	1	Kond. 6,05÷6,5-826÷635	36	BN-75/3281-41	KCPmIB		
	1	1	Kond. 150÷44÷223÷63-22/250	35	BN-75/3281-41	KCPmIB		
	2	2	Potencjometr 5k 0,5W	34	Beckman Anglia	M0062PA		
	2	2	Rezystor 511k 0,25W±2%	33	ZN-72/MPM-14/L-18/100	RMG		
	22	40	Rezystor 1k 0,25W±2%	32	ZN-72/MPM-14/L-18/100	RMG		
	1	1	Układ scalony	31	TEX. INST.	SN74123N		
	5	5	Układ scalony	30	TEX. INST.	SN74H06N		
	1	1	Układ scalony	29	TWT-75/CEMI/B-34	UCY7486N		
	1	1	Układ scalony	28	TWT-77/CEMI/B-87	UCY74193N		
	6	7	Układ scalony	27	TWT-76/CEMI/B-23	UCY7474N		
	—	1	Układ scalony	26	TEX. INST.	SN7474N		
	3	1	Układ scalony	25	TEX. INST.	SN74H62N		
	14	14	Układ scalony	24	TWT-75/CEMI/B-42	UCY74H53N		
	3	1	Układ scalony	23	TEX. INST.	SN74H52N		
	5	5	Układ scalony	22	TWT-74/CEMI/B-87a-87	UCY7451N		
	4	7	Układ scalony	21	TWT-76/CEMI/B-13	UCY7430N		
	—	1	Układ scalony	20	TEX. INST.	SN74H30N		
	1	1	Układ scalony	19	TEX. INST.	SN74H21N		
	4	1	Układ scalony	18	TWT-70/CEMI/ 8-16	UCY7420N		
	—	1	Układ scalony	17	TEX. INST.	SN74H20N		
	4	1	Układ scalony	16	TEX. INST.	SN74H11N		
	10	1	Układ scalony	15	TWT-70/CEMI/B-02	UCY7410N		
	—	10	Układ scalony	14	TEX. INST.	SN74H10N		
	8	8	Układ scalony	13	TWT-76/CEMI/B-14	UCY74DBN		
	12	—	Układ scalony	12	TWT-75/CEMI/B-27	UCY7409N		
	—	12	Układ scalony	11	CD4011BC/CD4011BC	SN74LR04N		
	3	3	Układ scalony	10	TWT-75/CEMI/B-10/B-7	UCY7402N		
	18	—	Układ scalony	9	TWT-75/CEMI/B-01	UCY7400N		
	—	18	Układ scalony	8	TEX. INST.	SN74H00N		
	2	2	Kołek dystansowy	7	10-003762-01-6		M-DM-00351-01-0	
	1	1	Płytka ślizgowa	6	10-003761-01-8		M-DM-00351-01-0	
	1	1	Szyna zasilania	5	10-003784-02-0		M-DE-00241-02-0	
	1	1	Szyna zasilania	4	10-003784-11-2		M-DE-00241-11-0	
	6	6	Szyna zasilania	3	10-003784-02-0		M-DE-00241-02-0	
	7	7	Szyna zasilania	2	10-003784-01-2		M-DE-00241-01-0	
	—	1	Płytka drukowana	1	10-003765-01-2	P-M3-2	M-DE-00257-00-0	
	02-9	01-1						
			Nazwa	Poz.	Nr rys. lub normy	Symbol materiału	Dane dodatkowe	

PAKIET P-M3-2

3-2

11-006368-01-0 A

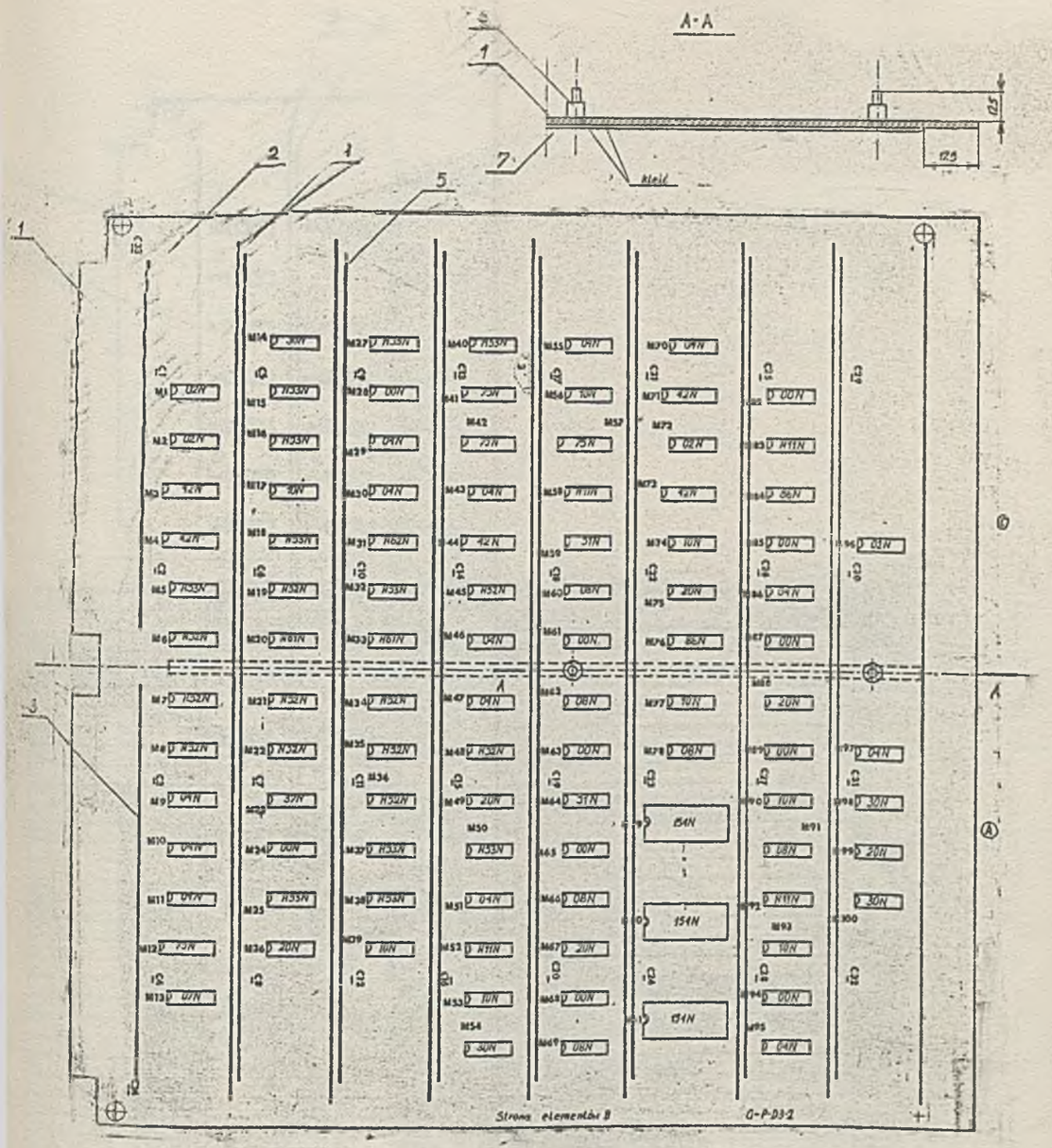
A-A
Klej
Strona elementów B
0-P-D3-2

Ⓜ	R2;	1	Rezystor 3,01k 0,25W±2%	39	ZN-72/MDM-14/E-18/001	RMG	
Ⓑ	R7;11;12;16;20	5	Rezystor 205Ω 0,25W±2%	38	ZN-72/MDM-14/E-18/001	RMG	
Ⓔ Ⓓ Ⓑ	C4	1	Kondensator [illegible]	37	BN-75/3231-41	KCPmIB	
		X	Schemat ideowy	36	12-003798-01-1	P-P3-2	[illegible]
		X	Instrukcja uruchamiania	35	13-003800-01-0	P-P3-2	
		X	Przewód srebrzony	34			
Ⓒ			w izolacji „KYNAR" 0,25		BICC	AWG 30	
Ⓒ		X	Klej epoksydowy HE-18	33	ZN-71/L-6378-01		
Ⓑ		X	Spoiwo cynowołowiowe	32	K-10-00251-E		
Ⓑ	D1	1	Dioda	31	CEMI	BACP-95	
Ⓑ	R19	1	Rezystor 8,65k/0,25 1%	30	ZN-72/MDM-14/E-18/001	RMG	
Ⓑ	R3÷R6; R8÷R10; R14; R13; R15; R28÷38	21	Rezystor 1k/0,25±2%	29	ZN-72/MDM-14/E-18/001	RMG	
Ⓑ	R18	1	Rezystor 750/0,25±2%	28	ZN-72/MDM-14/E-18/001	RMG	
Ⓓ Ⓑ	C37;38	2	Kondensator elektrolit. 196D-10μF-25V±20%	27	WT-77/L-11/681		
Ⓔ Ⓓ	C7	1	Kond. [illegible]	26	BN-75/3231-41	KCPmIB	
Ⓓ	C1÷3; 5; 8÷23; 31÷36	32	Kond. [illegible]	25	BN-75/3201-42	KCPmIC	
Ⓔ Ⓓ	C6	1	Kond. [illegible]	24	BN-75/3231-41	KCPmIB	
Ⓒ	M27	1	Układ scalony	23	CEMI	UCY74154N	
Ⓓ Ⓑ	M14	1	Układ scalony	22	TWT-75/CEMI/B-35	UCY74121N	
	M30÷32; 35÷38; 42; 43; 54÷56; 66; 69; 82; 83	16	Układ scalony	21	TEX. INST.	SN74H106N	
Ⓓ Ⓑ	M85; 99	2	Układ scalony	20	TWT-75/CEMI/B-34	UCY7486N	
Ⓓ Ⓑ	M9; 22÷25; 39; 40; 54; 52; 58÷66; 72; 79; 80; 84	22	Układ scalony	19	TWT-76/CEMI/B-23	UCY74174N	
Ⓓ Ⓑ	M6; 26; 57; 92	4	Układ scalony	18	WT-76/CEMI/B-14	UCY74140N	
Ⓓ Ⓑ	M86÷88; 90; 94; 97; 98; 100; 101	9	Układ scalony	17	WT-76/CEMI/B-15	UCY74190N	
	M73; 74; 96; 105	1	Układ scalony	16	TEX. INST.	SN74H21N	
	M4; 104	2	Układ scalony	15	TEX. INST.	SN74H22N	
Ⓓ Ⓑ	M28	1	Układ scalony	14	TWT-76/CEMI/B-02	UCY74140N	
Ⓒ	M47; 74; 76; 77; 93÷95; 102; 103	9	Układ scalony	13	TWT-76/CEMI/B-14	UCY7408N	
Ⓓ Ⓑ	M1÷3; 5; 7; 8; 10; 13; 15; 16; 33; 34; 48; 78	14	Układ scalony	12	TWT-76/CEMI/B-21	UCY74104N	
Ⓓ Ⓑ	M7÷9	3	Układ scalony	11	TWT-75/CEMI/B-83	UCY7403N	
Ⓓ Ⓑ	M11; 12; 20; 21; 29; 44; 44÷46; 49; 50; 53; 67; 70; 75; 84; 89	17	Układ scalony	10	TWT-76/CEMI/B-01	UCY74100N	
				9			
				8			
		4	Kołek dystansowy	7	10-003792-01-8		M-DM-00331-00-[illegible]
		1	Płytka ślizgowa	6	10-003791-01-8		M-DM-00330-00-[illegible]
		1	Szyna zasilania	5	10-003794-12-0		M-DE-00241-[illegible]
		1	Szyna zasilania	4	10-003794-11-2		M-DE-00241-[illegible]
		7	Szyna zasilania	3	10-003794-02-0		M-DE-00241-[illegible]
		8	Szyna zasilania	2	10-003794-01-2		M-DE-00241-[illegible]
Ⓑ Ⓓ		1	Płytka drukowana	1	10-003763-01-7	G-P-P3-2	M-DE-00241-[illegible]
	Oznaczenia elemen. tów	01-6	NAZWA	Poz	Nr rys. Nr normy	Symbol materiału	Nr indeksu m-[illegible]

Pakiet P-P3-2

3-4

11-006368-01-0 A

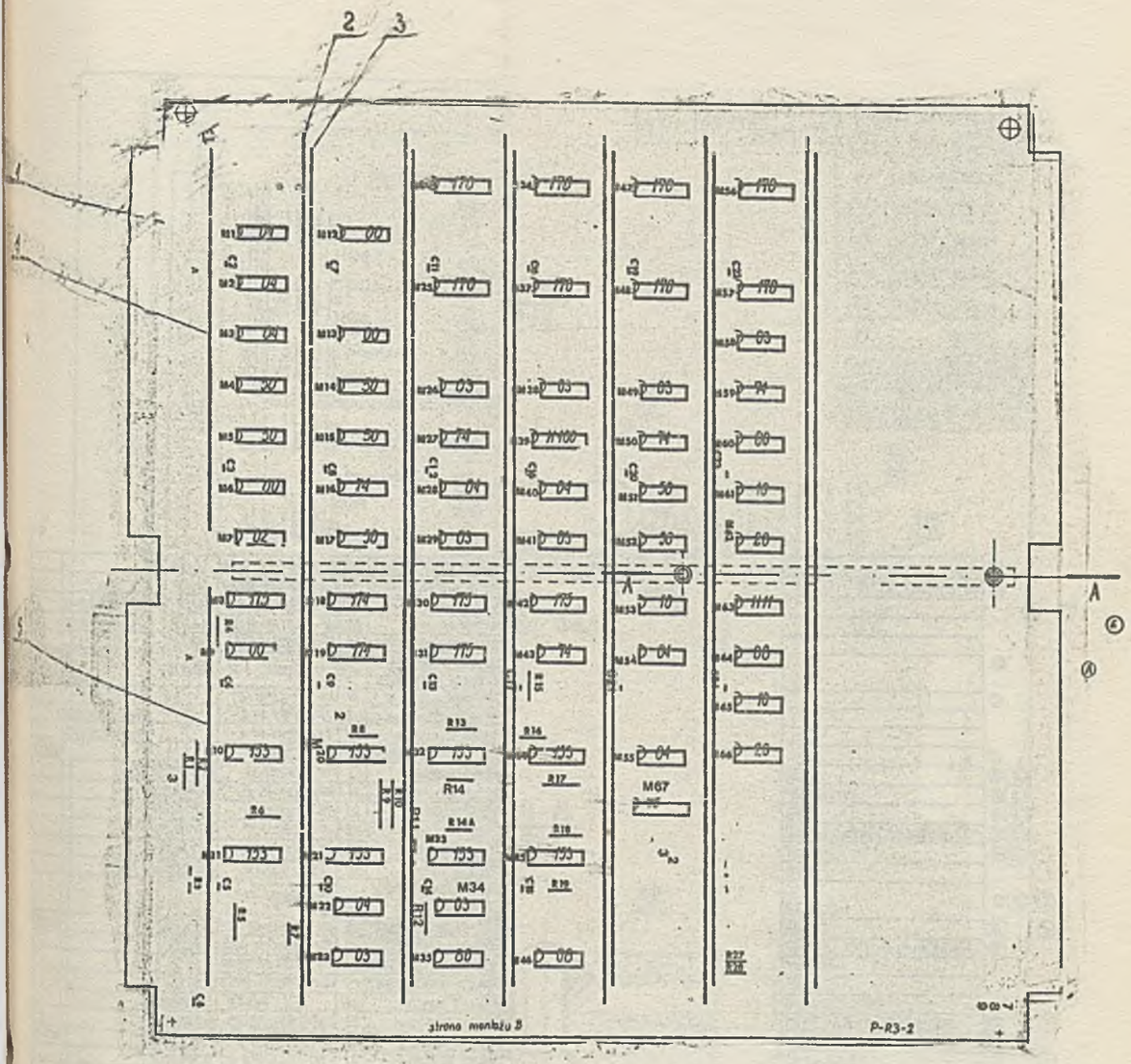

Oznaczenia elementów			Wyk 03	Wyk 02	Wyk 01	Nazwa	Poz.	Nr rys. Nr normy	Symbol materiału	Nr indeksu materiału
	M67	M67				Układ scalony	40	TMT-75/CEMI/B-32	UCY74175N	
						Przewód izolowany w oplocie	39	BICC	AWG 30	
			1	—	—	Płytka drukowana	38	10-003762-03-5	E-P-R3-2	M-DE-00235-01-5
			X	X	X	Drut	37	BN-74/3051-04	Dsm 0,6	
			—	1	—	Płytka drukowana	36	10-003762-02-7	E-P-R3-2	M-DE-00235-02-7
			X	X	X	Instrukcja uruchom.	35	13-003899-01-3	P-R3-2	
			—	X	X	Schemat ideowy	34	12-003777-01-3	P-R3-2	M-ST-00084-01-3
			X	X	X	Spoiwo cynowołowiowe	33	K-10-00254-E		
			X	X	X	Klej epoksydowy HE-10	32	ZN-74/L-6378-01		
	C 1;6	C 1;6	C 1;6	2	2	2	Kondensator elektrolit. 10SD-10μF-25V±20%	31	BN-78/3281-14	
	C 2÷5;7÷24	C 2÷5;7÷24	C 2÷5;7÷24	22	22	22	Kond5÷5x100000 EO 63-2/3	30	BN-78/3281-42	KFPm 2C
	R 1÷11;14a;19÷19;21;28	R 1÷11;14a;19÷19;21;28	R 1÷33;14a;20a	21	21	33	Rezystor 1k-0,25W±2%	29	ZN-72/MRM-442-82/001	RHG
	M 8;30;31;42	M 8;30;31;42	M 8;30;31;42	4	4	4	Układ scalony	28	TMT-77/CEMI/B-103	UCY74175N
	M 18;19	M 18;19	M 18;19	2	2	2	Układ scalony	27	TMT-76/CEMI/B-112	UCY74174N
	M 24;25;36;37;47;48;56;57	M 24;25;36;37;47;48;56;57	M 24;25;36;37;47;48;56;57	8	8	8	Układ scalony	26	TEX. INST.	SN74410N
	M 10;11;20;21;32;33;44;45	M 10;11;20;21;32;33;44;45	M 10;11;20;21;32;33;44;45	8	8	8	Układ scalony	25	TMT-73/CEMI/B-10/B-1	UCY74153N
	M 39	M 39	M 39	1	1	1	Układ scalony	24	CD4116/CD4116C	SN74H106N
	M 35	M 35	M 35	1	1	1	Układ scalony	23	TMT-73/CEMI/B-34	UCY7486N
	M 16;27;43;50;59	M 16;27;43;50;59	M 16;27;43;50;59	5	5	5	Układ scalony	22	TMT-75/CEMI/B-23	UCY7474N
			M 4;5;14;15;17;51;52	—	—	7	Układ scalony	21	TEX. INST.	SN74H51N
	M 4;5;14;15;17;51;52	M 4;5;14;15;17;51;52		7	7		Układ scalony	20	TMT-74/CEMI/B-10/B-10	UCY7451N
	M 62;66	M 62;66	M 62;66	2	2	2	Układ scalony	19	TEX. INST.	SN74 20N
	M 63	M 63	M 63	1	1	1	Układ scalony	18	TEX. INST.	SN74H11N
			M 53;61;65	—	—	3	Układ scalony	17	TMT-75/CEMI/B-48	UCY74140N
	M 53;61;65	M 53;61;65		3	3	—	Układ scalony	16	TMT-76/CEMI/B-68	UCY7440N
	M 46;64	M 46;64	M 46;64	2	2	2	Układ scalony	15	TMT-76/CEMI/B-74	UCY7408N
			M 1÷3;22;28;40;54;55	—	—	8	Układ scalony	14	CD4116/CD4116C	SN74H04N
	M 1÷3;22;28;40;54;55	M 1÷3;22;28;40;54;55		8	8	—	Układ scalony	13	TMT-72/CEMI/B-27	UCY7404N
	M 23;26;29;34;38;44;49;58	M 23;26;29;34;38;44;49;58	M 23;26;29;34;38;44;49;58	8	8	8	Układ scalony	12	TMT-72/CEMI/B-62	UCY7403N
	M 7	M 7	M 7	1	1	1	Układ scalony	11	TMT-72/CEMI/B-62	UCY7402N
			M 6;9;12;13;60	—	—	5	Układ scalony	10	TEX. INST.	SN74H00N
	M 6;9;12;13;60	M 6;9;12;13;60		5	5	—	Układ scalony	9	TMT-75/CEMI/B-01	UCY7400N
				X	—		Schemat ideowy	8	12-003777-02-1	P-R3-2	M-ST-00084-01-03
				1	1	1	Płytka ślizgowa	7	10-003791-01-8		M-DM-00390-01-D
				2	2	2	Kołek dystansowy	6	10-003792-01-6		M-DM-00394-01-D6
				1	1	1	Szyna zasilań	5	10-003794-12-0		M-DE-00247-12-C2
				1	1	1	Szyna zasilań	4	10-003794-11-2		M-DE-00247-11-C4
				6	6	6	Szyna zasilań	3	10-003794-02-0		M-DE-00247-02-C
				6	6	6	Szyna zasilań	2	10-003794-01-2		M-DE-00247-01-C7
				—	—	1	Płytka drukowana	1	10-003762-01-9	P-R3-2	M-DE-00235-01-A

PAKIET P-R3-2

3-5

11-006368-01-0 A

A	R13
B	R5; 9; 11÷12; 15; 16
E E	
C	
A	
D B	M32
D B	M42 66,82,87
D A	M63
D B	M15,20,21,25,48,50,64,67,80,81,88
D A	M69,77
	M76
E D A	C 28,29
E D	C 1÷27
B	R1÷4,6÷8,10,14; 17,18; R35÷37
	R27÷34
	R19÷26
	M27,29,34,36
E C	M53,54,59,60,68,69,74,75
D	M31
E C	M28,30,33,35
E C	M52,61
A	M37÷40,44÷47
A	M2÷5,10÷13,16÷19,22÷25
D	M62
D B	M8,63÷65
D A	M7
	M49,51,89
C	M79
D	
D B	M1,6,9,14,55÷58,70÷73
D B	M41,43,78
D	
	Wyk 02
	Oznaczenia elementów

Nazwa	Poz	Nr rys. Nr normy	Symbol mat.	Nr indeksu mat.
Rezystor 301k 0,25W±2%	45	ZN-72/MPM-14/L-18/001	RMG	
Rezystor 205kΩ 0,25W±2%	44	ZN-72/MPM-14/L-18/001	RMG	
Płytka drukowana	43	10-003961-02-9	P-A3-2	NDE-00239-00-A
Schemat ideowy.	42	12-003976-01-5	P-A3-2	H-SI-00083-00-0C
Instrukcja uruchamiania	41	13-003898-01-5	P-A3-2	
Przewód srebrzony w izolacji KYNAR Ø0,25	40	BICC	AWG 30.	
Klej epoksydowy HE-12	39	ZN-71/L-8378-01		
Kołek dystansowy	38	10-003792-01-6		H-DH-00336-01-D
Płytka ślizgowa	37	10-003794-01-8		H-DH-00330-01-D
Spoiwo cynowołowiowe	36	K-10-00254-E		
Układ scalony	35	TWT-78/CEMI/B-23	UCY7474N	
Układ scalony	34	WT-76/CEMI/B-15	UCY7430N	
Układ scalony	33	TWT-76/CEMI/B-02	UCY7410N	
Układ scalony	32	WT-76/CEMI/B-27	UCY7404N	
Układ scalony	31	WT-76/CEMI/B-01	UCY7400N	
Układ scalony	30	TEX. INSTR.	SN74175N	
Kondensator elektrolit. 196D-10μF-25V ±20%	29	BN-78/3261-44		
Kondens. 10000pF 63V ±10%	28	BN-78/3281-22	KFPm 2C	
Rezystor 1kΩ/0,25W±2%	27	ZN-72/MPM-14/L-18/001	RMG	
Rezystor 562Ω/0,25W±2%	26	ZN-72/MPM-14/L-18/001	RMG	
Rezystor 332Ω/0,25W±2%	25	ZN-72/MPM-14/L-18/001	RMG	
Układ scalony	24	TEX. INSTR.	SN74194N	
Układ scalony	23	TWT-77/CEMI/B-87	UCY74193N	
Układ scalony	22	CD4110/CD4160	SN74192N	
Układ scalony	21	TWT-78/CEMI/B-117	UCY74181N	
Układ scalony	20	TWT-78/CEMI/B-112	UCY74174N	
Układ scalony	19	TWT-78/CEMI/B-10/B-1	UCY74153N	
Układ scalony	18	TWT-78/CEMI/B-10/B-3	UCY74151N	
Układ scalony	17	CD4110/CD4160	SN74LS160	
Układ scalony	16	TWT-75/CEMI/B-34	UCY7486N	
Układ scalony	15	TEX. INSTR.	SN74H74N	
Układ scalony	14	TWT-75/CEMI/B-42	UCY7465N	
Układ scalony	13	TWT-74/CEMI/B-40/B-10	UCY7451N	
Układ scalony	12	TEX. INSTR.	SN74H30N	
Układ scalony	11	TEX. INSTR.	SN74H10N	
Układ scalony	10	TWT-76/CEMI/B-74	UCY7408N	
Układ scalony	9	CD4110/CD4160	SN74H04N	
Układ scalony	8	TWT-76/CEMI/B-83	UCY7403N	
Układ scalony	7	TWT-76/CEMI/B-62	UCY7402N	
Układ scalony	6	TEX. INSTR.	SN74H00N	
Szyna zasil.	5	10-003794-12-0		H-DE-00247-00-A
Szyna zasil.	4	10-003794-11-2		H-DE-00247-11-A
Szyna zasil.	3	10-003794-02-0		H-DE-00247-02-A
Szyna zasil.	2	10-003794-01-2		H-DE-00247-01-A
Płytka druk.	1	10-003961-01-1	P-A3-2	H-DE-00239-00-A0

PAKIET P-A3-2

3-6

11-006368-01-0 A

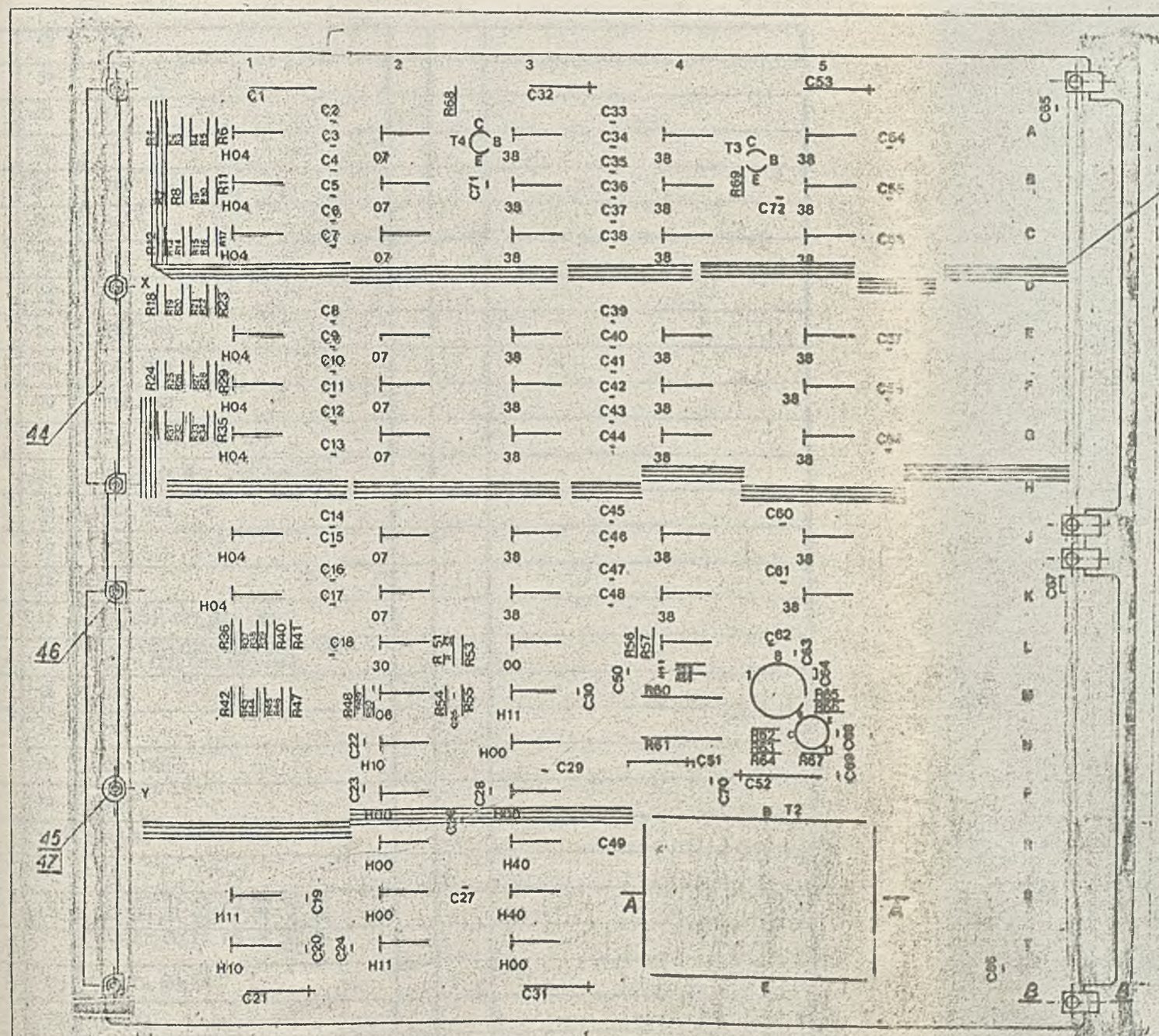

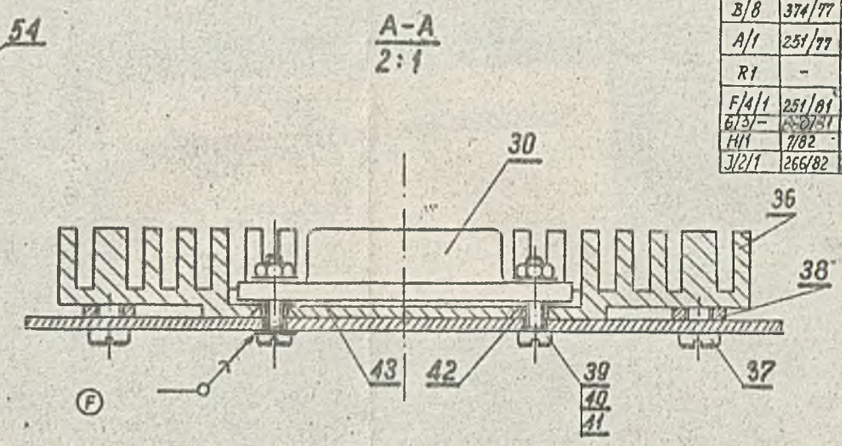

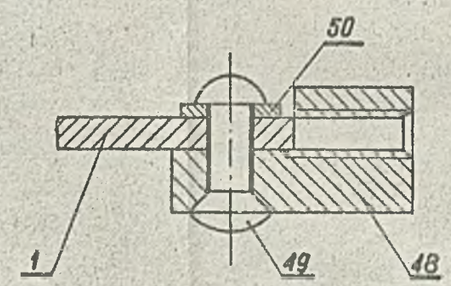

Litera ilość zmian	Nr karty zmian	Podpis zmiana aprow.	i data kontr. norm.
E	1310/80		
D/18/5	754/78	7.09.78	
C/3	71/78	23.02.78	
B/8	374/77	19.12.77	
A/1	251/77		
R1	–	10.09.77	
F/4/1	251/81		
G/3/–	0/81		
H/1	7/82		
J/2/1	266/82		

K/1/- 657/82

1. Dwu lub trzycyfrowa liczba przy układzie scalonym oznacza jego końcówkę nr 1.
2. Tranzystor T1 montować na podstawce poz. 33.
3. Tranzystory T3 i T4 montować na podstawce poz. 34.
4. Wysokość montażu max. 10 mm.
5. ~~Punkty C, D łączyć przewodem poz. 35~~
6. Po sprawdzeniu stabilizatora łączyć punkty E; F przewodem poz. 52.
7. Otwory metalizowane rozmieszczone w szynie 0V po stronie B przy łączówce D oraz w szynie 0V obok końcówki rezystora R65 wlutować drut poz. 51 o długości 8 mm.
8. Dla kondensatorów C68; C70 dopuszcza się wys. montażu max. 11 mm.
9. ~~Pakiet kompletny urzeczywistnić wg 13-000505-01-5~~
10. Dopuszczalna strzałka ugięcia części wtykowej pakietu mierzona prostopadle do osi styków nie powinna przekraczać 15 mm na długości 300 mm.
11. Wąż z poz. 42 ciąć na długość 4 mm.
12. Przewodem poz. 54 łączyć masy wg rysunku.

Konstruował	R. Kwietniewski		07.79	
Kreślił	M. Kaspiryk		07.79	
Sprawdził	J. Podzikowski		07.79	
Kontr. norm.	J. Aponowicz		7.09.79	
Zatwierdził	T. Balcewicz		31-01	

Nazwa części | Poz. | Nr rysunku lub normy | Uwagi

Wyrób: MERA 400 | Format: 2 | Podz.: 3-7 | Arkuszy: 1 | Arkusz: 9

Nazwa: Pakiet ISP1-1

11-006368-01 OC

Wchodzi do:

Wyk. cyfro kontr.

01-5

	52	L3			
	32	T3, T4			
	31	T1			
	30	T2			
	29	R65			
	28	R66			
	27	R62			
	26	R63			
	25	R64, R67			
	24	R56, R59			
	23	R57, R58			
	22	R48 ÷ R50, R53 ÷ R55			
	21	R1 ÷ R47, R51, R52, R68, R69			
	20	R60, R61			
	19	C70			
	18	C68			
	17	C1, C21, C31, C32, C53			
	16	C2 ÷ C20, C22 ÷ C30, C33 ÷ C50 C54 ÷ C63, C65, C66, C67			
	15	C52			
	14	C51			
	13	C64, C69			
	12	M5			
	11	R3, S3			
	10	L2			
	9	A3, B3, C2, E3, F3, G3, J3, K3, A4, B4, C4, E4, F4, G4, J4, K4,			
		A5, B5, C5, E5, F5, G5, J5, K5			
	8	S1, T2, M3, L4			
	7	N2, T1			
	6	A2, B2, C2, E2, F2, G2, J2, K2			
	5	M2			
	4	A1, B1, C1, E1, F1, K1, G1, J1			
	3	P2, R2, S2, N3, T3, P3		54	C71, C72
Wyk. c.k.	Element poz.	Oznaczenie elementu	Wyk. c.k.	Element poz.	Oznaczenie elementu

		2	Tranzystor BSXP 93 40/100/04	32	WT–74/CEMI/A–24	
		1	Tranzystor BC 313 gr. 16 656	31	WT–76/CEMI/A–14	
		1	Tranzystor BDY 58	30		SESCOSEM
		1	Rezystor RMG–0,25W–5,56k ±0,5%	29	WT–80/L–7/275	
		1	Rezystor RMG–0,25W–3,24k ±1%	28	WT–80/L–7/275	
		1	Rezystor RMG–0,25W–162Ω ±2%	27	WT–80/L–7/275	
		1	Rezystor RMG–0,25W–64,9Ω ±2%	26	WT–80/L–7/275	
		2	Rezystor RMG–0,25W–68,1Ω ±2%	25	WT–80/L–7/275	
		2	Rezystor RMG–0,25W–365Ω ±2%	24	WT–80/L–7/275	
		2	Rezystor RMG–0,25W–237Ω ±2%	23	WT–80/L–7/275	
		6	Rezystor RMG–0,25W–1k ±2%	22	WT–80/L–7/275	
		51	Rezystor RMG–0,25W–332Ω ±2%	21	WT–80/L–7/275	
		2	Rezystor RDL–120–2C–2W–1,5Ω±20% –40/155/10	20	WT–74/L–7/149	
		1	Kond. KFPm–2C–10x10–1000000–20–63 –55/085/56	19	BN–78/3281–42	
		1	Kond. KCPm–1B–N150–10x10–1500–5– –63–55/125/56	18	BN–78/3281–41	
		5	Kond. elektr. 158 D–47 μF±20%–20V	17	BN–78/3281–44	
		59	Kond. KFPm–2C–5x5–47000–20–63 –55/085/56	16	BN–78/3281–42	
		1	Kond. elektr. 02/E typ 2–47 μF/10V	15	BN–77/3281–38	
		1	Kond. elektr. 02/E typ 2–10 μF/25V	14	BN–77/3281–38	
		2	Kond. KCPm–1B–N150–8x8–510–5–63 –55/125/56	13	BN–78/3281–41	
		1	Układ scalony SFC 2305	12		SESCOSEM
		2	Układ scalony UCY 74H40 N 00/070/21	11	TWT–75/CEMI/B–40	
		1	Układ scalony UCY 7430 N 00/070/21	10	WT–76/CEMI/B–15	
		24	Układ scalony UCY 7438 N 00/070/21	9	TWT–76/CEMI/B–59	
		4	Układ scalony SN 74H11 N	8		TEXAS
		2	Układ scalony UCY 74H10 N 00/070/21	7	TWT–75/CEMI/B–48	
		8	Układ scalony UCY 7407 N 00/070/21	6	WT–79/CEMI/B–30	
		1	Układ scalony UCY 7406 N 00/070/21	5	WT–79/CEMI/B–49	
		8	Układ scalony SN 74H04N	4		TEXAS
		6	Układ scalony UCY 74H00N 00/070/21	3	WT–79/CEMI/B–39	
			Spoiwo LC63	2	PN–76/M–69400	
		1	Płytka pakietu ISP1–1	1	10–004156–01–3	Uwaga 1
Ilość			Nazwa części	Poz.	Nr rysunku lub normy	Uwagi
03	02	01				

Ilość 03	Ilość 02	Ilość 01	Nazwa części	Poz.	Nr rysunku lub normy	Uwagi
		2	Kond. KFPm–2C–5x5–47000–20–63––55/085/56	54	BN–78/3281–42	
			Przewód TLWY 4 x 0,20 mm^2	53	PN–74/T–90211	Uwaga 12
		1	Układ scalony UCY 7400 N – 00/070/21	52	TWT–76/CEMI/B–01	
			Drut miedziany srebrzony Dsm x 0,8	51	BN–71/3051–01	
			Drut miedziany srebrzony Dsm x 0,5	50	BN–71/3051–01	
		4	Podkładka 2,2	49	PN–78/M–82007	Fe/Cd-12cm
		4	Nit 2 x 6 Cu	48	PN–70/M–82952	
		4	Kostka	47	10–003793–01–4	
		6	Nakrętka M 2,5–I	46	PN–75/M–82144	Fe/Cd-5cm
		4	Podkładka 2,7	45	PN–78/M–82006	Fe/Cd-12cm
		6	Wkręt M 2,5 x 10–I	44	PN–74/M–82227	Fe/Cd-5cm
		2	Złącze 831 084 01 3 1 000 1	43	ZN–77/MPM–14/T15–103	ELTRA
		1	Podkładka	42	10–002633–02–9	
			Wąż 0 z PCW 2 x 0,5	41	PN–67/C–89209	
		2	Nakrętka M 2 – Ms–I	40	PN–75/M–82144	Cu/Ag-6cm
		2	Podkładka	39	10–004624–01–0	
		2	Wkręt M 2 x 10 Ms–I	38	PN–74/M–82227	Cu/Ag-6cm
		4	Podkładka	37	10–004624–02–8	
		4	Wkręt M 2,5 x 6–I	36	PN–74/M–82227	Fe/Cd-5cm
		1	Radiator	35	10–004161–01–3	
		2	Podstawka tranzystora	34	10–001016–01–2	
		1	Podstawka tranzystora	33	10–001015–01–4	

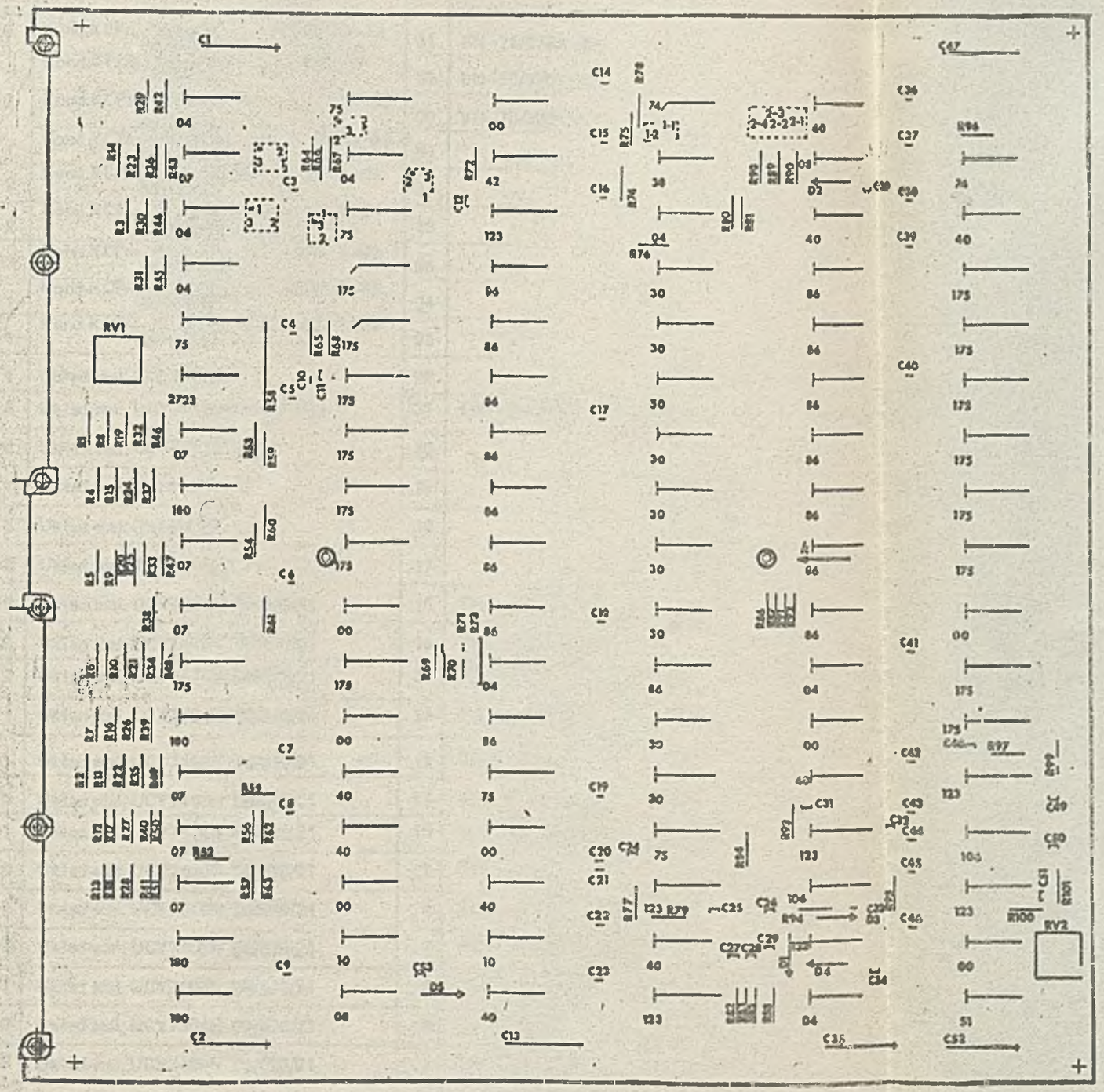

Wyk. c.d.	Element poz.	Oznaczenie elementu
01-6		
	51	R77
	48	D1;D2;D3;D4;D5
	47	RV2
	46	RV1
	45	R58
	44	R65
	43	R68
	42	R101
	41	R100
	40	R72 ; R9
	39	R93
	38	R82;R83
	37	R79
	36	R95;R99
	35	R78;R80;R81;R84÷R92;R96;R98. R73÷R76 R1÷R57;R59÷R64;R66;R67;R69÷R71
	34	R94
	33	C1;C2;C13;C35;C47;C52
	32	C3÷C9;C14÷C23;C36÷C46
	31	C10
	30	C11
	29	C33

Wyk. c.d.	Element poz.	Oznaczenie elementu
01-6	28	C24;C28;C31;C48;C49;C50;C51
	27	C26;C29
	26	C34;C53
	25	C25;C27;C32
	24	C12
	23	C30
	22	F1
	21	H1;M1;S1;T1
	20	H6;J6;L6;M6;F6;G6 L1;D2;E2;F2;G2;H2;J2;L2;D3;E3;
	19	S5
	18	C3;R4;T4;P5;N3;R6
	17	R5;P6
	16	H5;J5;K5;F3;G5 D5;E5;F5;G5;H5;J5;K5;M3;L4;D5;E5;
	15	E1;A2;C2;N3;P4
	14	A1;B6
	13	T6
	12	B3
	11	N2;P2;R3;T3;S4;A5;C5;M5;C6
	10	B4
	9	D4;E4;F4;G4;H4;J4;K4;M4;N4
	8	S2;S3
	7	T2;B5
	6	B1;G1;J1;K1;N1;P1;R1
	5	A1;C1;D1;B2;L5;C4;L5;T5
	4	K2;M2;R2;A3;P3;M3;K6;S6

Pakiet SM-POSE-11

3-11 11-006368-01-0 A

		1	Kond.KFPm-IIC-5x5-r-100 000±20-63 55/085/21	31	BN-75/3281-42	
		1	Kond.KFPm-IIC-4x4-r-1000 ±20-63 55/085/56	30	BN-75/3281-42	
		1	Kond.KCPm-IB-N150-8x8-r-270-5-63 55/125/56	29	BN-75/3281-41	
		7	Kond.KCPm-IB-N150-5x5-r-100-5-63 55/125/56	28	– " –	
		2	Kond.KCPm-IB-N150-5x5-r-82-5-63 55/125/56	27	– " –	
		2	Kond.KCPm-IB-N150-4x4-r-47-5-63 55/125/56	26	– " –	
		3	Kond.KCPm-IB-N150-4x4-r-39-5-63 55/125/56	25	– " –	
		1	Kond.KCPm-IB-N150-4x4-r-33-5-63 55/125/56	24	– " –	
		1	Kond.KCPm-IB-N150-5x5-r-82-5-63 55/125/56	23	– " –	
		1	Układ scal. SFC 2723EC	22		SESCOSEM
		4	Układ scal. UCY74180N 00/070/21	21	TWT-74/CEMI/B-10/B-5	
		16	Układ scal. UCY74175N	20		
		1	Układ scal. SN74132N	19		TEXAS
		6	Układ scal. SN74123N	18		TEXAS
		2	Układ scal. SN74H106N	17		TEXAS
		16	Układ scal. UCY7486N 00/070/21	16	TWT-75/CEMI/B-34	
		5	Układ scal. UCY7475N 00/070/21	15	TWT-75/CEMI/B-32	
		2	Układ scal. UCY7474N 00/070/21	14	WT-76/CEMI/B-23	
		1	Układ scal. UCY7451N 00/070/21	13	TWT-74/CEMI/B-10/B10	
		1	Układ scal. UCY7442N 00/070/21	12	TWT-74/CEMI/B-2	
		9	Układ scal. UCY7440N 00/070/21	11	WT-76/CEMI/B-14	
		1	Układ scal. UCY7438N 00/070/21	10	TWT-76/CEMI/B-59	
		9	Układ scal. UCY7430N 00/070/21	9	WT-76/CEMI/B-16	
		2	Układ scal. UCY7410N 00/070/21	8	WT-76/CEMI/B-02	
		2	Układ scal. UCY7408N 00/070/21	7	TWT-76/CEMI/B-74	
		7	Układ scal. UCY7407N 00/070/21	6	TWT-75/CEMI/B-30	
		8	Układ scal. UCY7404N 00/070/21	5	WT-76/CEMI/B-27	
		8	Układ scal. UCY7400N 00/070/21	4	WT-76/CEMI/B-01	
		x	Spoiwo cynowo-ołowiowe	3	K-IO-00251-E	Kat.OBRS M str.2.18
		1	Płytka pakietu D-SM-POSE 11	2	10-002801-01-6	
		x	Schemat ideowy pakietu SM-POSE 11	1	12-002799-01-8	
Ilość			Nazwa części	Poz.	Nr rysunku lub normy	Uwagi
03	02	01				

Pakiet SM-POSE 11

		x	Epidian 5 – Żywica epoksydowa	61	BN–75/L–6376–02	
		2	Uchwyt	60	10–005531–41/4	
		2	Kołek	59	10–005918–01–5	
		6	Wkręt M2,5–10–i	58	PN–74/M–82227	Fe/Cd–b –5c
		4	Podkładka okr. 2,7	57	PN–67/M–82006	Fe/Cd–b– –12c
		6	Nakrętka M2,5–i	56	PN–75/M–82144	Fe/Cd–b– –5c
		2	Złącze 831 084 01 3 1 000 1	55		ELTRA
		1	Rezyst.RMG–0,125–50–425 ± 2%	54	ZN–72/MPM–14/L-18/001	
		x	Przewód srebrzony (w izolacji):"KYNAR"0,25	53		BICC
		2	Kołek sprężysty 3x8	52	PN/M–85023	Fe/Cd–b– –12
		4	Kołek sprężysty 2,5x6	51	PN/M–85023	Fe/Cd–b– –12
		2	Wyciągacz	50	10–000894–01–3	
		1	Uchwyt	49	10–000892–01–7	
		5	Dioda BACP–95 435	48	TWT–73/CEMI/A–53/S	
		1	Trymer rezystorowy R122CP103–0,125–20 kΩ	47		AMPHENOL
		1	Trymer rezyst. R122CP103–025–1 kΩ	46		AMPHENOL
		1	Rezyst.RMG1–51, 1Ω±2%–50–425	45	ZN–72/MPM–14/L–18/001	
		1	Rezyst.RMG0,25–1,21 kΩ ± 2%–50–425	44	– " –	
		1	Rezyst.RMG0,25–1 kΩ ± 2%–50–425	43	ZN–72/MPM–14/L–18/001	
		1	Rezyst. MŁT–0,125–15 kΩ ± 5%–A–435	42	BN–70/3281–36	
		1	Rezyst.RMG–0,125–24,9 kΩ±2%–50–425	41	ZN–72/MPM–14/L–18/001	
		2	Rezyst.RMG0,125–12,1 kΩ ± 2%–50–425	40	– " –	
		1	Rezyst.RMG0,125–50–425 ± 2%	39	– " –	
		2	Rezyst.RMG0,125–50–425 ± 2%	38	– " –	
		1	Rezyst.RMG0,125–6,04 kΩ ± 1%–50–425	37	– " –	
		2	Rezyst.RMG0,125–5,11 kΩ ± 2%–50–425	36	– " –	
		87	Rezyst.RMG0,125–1 kΩ ± 2%–50–425	35	– " –	
		1	Rezyst.RMG0,125–750Ω ± 2%–50–425	34	ZN–72/MPM–14/L–18/001	
		6	Kond.elektr. 158D–17 μF ± 20–20 V 55/085/21	33	WT–77/L–17/661	
		28	Kond.KFPm–IIC–5x5–r–47000 ± 20 –63– 55/085/21	32	BN–75/3381–42	
Ilość 03	Ilość 02	Ilość 01	Nazwa części	Poz.	Nr rysunku lub normy	Uwagi

Pakiet SM–POSE 11



Pulpit SM-PK11

3-14 11-006368-01-0 A

				34	R42; R41; R54; R61; R44; R45
					R48; R43; R47; R46; R53; R52
					R60; R59; R15; R16; R17; R33; R32;
					R58; R9; R10; R11; R12; R13;
					R14; R39; R1; R2; R3; R6; R5; R7; R8
				33	R71
				32	R49; R50; R55; R56
				31	R57; R51
				30	R38; R72; R70
				29	R40
				28	R37; R35; R69; R30; R18; R22
					R26; R20; R24; R28; R67; R4; R34
				27	R64; R66
				26	C19; C14; C20; C13
				25	C3; C4; C5; C6; C7; C9; C10; C23
				24	C21; C22
				23	C27
				22	C18; C24
				21	M17
				20	M25
				19	M10; M24; M23; M26; M27; M28
				18	M13
				17	M20
	43	R36		16	M18; M19
		C25; C28; C29		15	M14
	40	C1; C2; C8; C11; C12; C15; C17		14	M22
	39	C26; C16		13	M7; M9
		R19; R31		11	M15; M16; M21; M2; M4; M5; M6; M8
	38	R21; R25; R29; R68; R27; R23;		10	M1; M3
	37	R63; R65		9	M11
	36	R62		8	M12
	35	R73		7	RS–1
Wyk. c.k.	Element poz.	Oznaczenia elementu	Wyk. c.k.	Element poz.	Oznaczenia elementu

Pakiet SM–PK11

Ilość 03	Ilość 02	Ilość 01	Nazwa części	Poz.	Nr rysunku lub normy	Uwagi
		4	Rezyst. MŁT–0,25–510 Ω ± 5%–A–435	32	BN–70/3281–36	L–18
		2	Rezyst. MŁT–0,25–240 Ω ± 5%–A–435	31	– " –	–"–
		3	Rezyst. MŁT–0,25–220 Ω ± 5%–A–435	30	– " –	–"–
		1	Rezyst. MŁT–0,25–200 Ω ± 5%–A–435	29	– " –	–"–
		13	Rezyst. MŁT–0,25–100 Ω ± 5%–A–435	28	– " –	–"–
		2	Rezyst. MŁT–0,25–51 Ω ± 5%–A–435	27	BN–70/3281–36	L–18
		4	Kond.KFPm–IIC–4x4–r–1000–20–63–55/ /085/56	26	BN–75/3281–42	
		8	Kond.KFPm–IIC–5x5–r–10000–20–63– –55/085/56	25	BN–75/3281–42	
		2	Kond.KFPm–IIC–5x5–r–100000–20–63– –55/085/21	24	BN–75/3281–42	
		1	Kond.KCPm–IB–N150–4x4–r–33–5–63– –55/125/56	23	BN–75/3281–41	
		2	Kond.elektrolit. 02/E–I–10 μF/–10+100/– –16 –554	22		
		1	Ukł.scalony UCY74132N 00/070/21	21	TWT–77/CEMI/B–80	
		1	Ukł.scalony UCY74121N 00/070/21	20	TWT–75/CEMI/B–35	L–21
		6	Ukł.scalony UCY7493N 00/070/21	19	TWT–73/CEMI/B–22	
		1	Ukł. scalony UCY7474N 00/070/21	18	TWT–76/CEMI/B–23	
		1	Ukł. scalony UCY7430N 00/070/21	17	WT–76/CEMI/B–15	
		2	Ukł. scalony UCY7420N 00/070/21	16	TWT–76/CEMI/B–16	
		1	Ukł. scalony UCY7410N 00/070/21	15	TWT–76/CEMI/B–02	
		1	Ukł. scalony UCY7408N 00/070/21	14	TWT–76/CEMI/B–74	
		2	Ukł. scalony UCY7407N 00/070/21	13	TWT–75/CEMI/B–30	
		8	Ukł. scalony UCY7404N 00/070/21	11	TWT–76/CEMI/B–27	
		2	Ukł.scalony UCY7403N 00/070/21	10	TWT–76/CEMI/B–63	
		1	Ukł. scalony UCY7402N 00/070/21	9	TWT–76/CEMI/B–62	
		1	Ukł. scalony UCY7400N 00/070/21	8	TWT–76/CEMI/B–01	
		1	Rezonator kwarc. RS–1006–1 MHz	7	L18/WT–4641–411	
		1	Obejma	6	10–002922–01–0	
		2	Nakrętka M2–I	5	PN–75/M–82144	Fe/Cd–b– –5c
		2	Wkręt M2x6–I	4	PN–74/M–82227	Fe/Cd–b– –5c
		x	Spoiwo cynowo–ołowiowe	3	K–IO–00251–E	kat.OB HSM nr 2.18
		1	Płytka pulpitu B–SM–PK11	2	10–002804–01–0	
		x	Schemat ideowy pulpitu SM–PK11	1	12–002802–01–0	

Pakiet SM–PK11

Ilość 03	Ilość 02	Ilość 01	Nazwa części	Poz.	Nr rysunku lub normy	Uwagi
		x	Przewód TDY 1x0,5 mm	44	PN–74/T–90204	
		1	Rezystor MŁT–0,25–150 Ω ± 5%–A–435	43	BN–70/3281–36	L–18
		2	Podkładka sprężysta 2,1 Fe/Cd9c	42	PN–77/M–82008	
		2	Podkładka do wkrętów 2,2	41	PN–62/M–82007	Fe/Cd–b–12c
		10	Kond.KFPm–IIC–5x5–r–47000–20–63–55/085/21	40	BN–75/3281–42	
		2	Kond.elektr.158D–47 μF–20%–20 V	39	WT–77/L–17/661	
		8	Rezystor MŁT–0,25–2 MΩ ± 5%–A–435	38	BN–70/3281–36	L–18
		2	Rezystor MŁT–0,25–15 kΩ ± –A–435	37	– " –	–"–
		1	Rezystor MŁT–0,25–5,6 kΩ ± 5%–A–435	36	– " –	–"–
		1	Rezystor MŁT–0,25–1,8 kΩ ± 5% –A–435	35	– " –	–"–
		34	Rezystor MŁT–0,25–1 kΩ ± 5%–A–435	34	– " –	–"–
		1	Rezystor MŁT–0,25–560 Ω ± 5%–A–435	33	BN–70/3281–36	L–18

Pakiet SM–PK11

TABELA POŁĄCZEŃ MODUŁU MJC–400

Nr połączenia	Typ przewodu	Połączenie		Nazwa sygnału	Uwagi
		Skąd	Dokąd		
1	2	3	4	5	6
1	KYNAR	02 A18	03 A50	+O/D	
2	– " –	01 A48	02 A65	+O/M	
3	– " –	02 A65	03 A74	+O/M	
4	– " –	01 A89	02 A91	+O/T	
5	– " –	02 A91	03 A88	+O/T	
6	– " –	06 A14	08 B91	+O/V	
7	– " –	02 B60	03 B07	+AD+SD	
8	– " –	02 A61	03 A53	+AD	
9	– " –	02 B94	03 B89	+AF	
10	– " –	06 A90	09 B46	+AM1	
11	– " –	06 A75	09 B48	+AMB	
12	– " –	06 A76	09 B47	+AP1	
13	– " –	06 B65	09 B50	+APB	
14	– " –	05 B30	09 B54	+ARP1	
15	– " –	06 A68	08 B45	+ARYT	
16	– " –	04 A13	08 B43	+AS2	
17	– " –	08 B43	09 B13	+AS2	
18	– " –	06 A46	09 A05	+AXY	
19	– " –	04 A72	09 B03	+BARNB	
20	– " –	05 A33	06 A89	+BCOC	
21	– " –	04 A77	05 B42	+BOD	
22	– " –	04 B93	08 B86	+BP/NB	
23	– " –	01 A23	02 A63	+C* F	
24	– " –	05 A42	06 B05	+CO	
25	– " –	01 A04	02 B58	+CO=C1	
26	– " –	04 B91	07 A59	+CK/RZ*W	
27	– " –	01 A41	02 A59	+CLOCKM	
28	– " –	02 A59	03 A59	+CLOCKM	
29	– " –	01 A50	02 A16	+DO	
30	– " –	01 A46	02 A17	+D1	
31	– " –	01 A60	02 A36	+D2	
32	– " –	01 A55	02 A35	+D3	
33	– " –	01 A64	02 A33	+D4	
34	– " –	01 A63	02 A31	+D5	
35	– " –	01 A69	02 A30	+D6	
36	– " –	01 A67	02 A29	+D7	
37	– " –	02 A47	03 A07	+DI	
38	– " –	02 A77	03 A71	+DW+DF	
39	– " –	02 A10	03 A26	+ DW	
40	– " –	06 A13	09 B21	+EATO	
41	– " –	04 A32	05 A25	+EK1	
42	– " –	04 A29	05 A36	+EK2	
43	– " –	04 A09	05 B28	+EPO	

1	2	3	4	5	6
44	KYNAR	04 A12	05 B90	+EP1	
45	– " –	04 A21	05 B91	+EP2	
46	– " –	04 A18	05 B89	+EP3	
47	– " –	04 A19	05 B92	+EP4	
48	– " –	04 A20	05 B93	+EP5	
49	– " –	04 A36	06 A50	+EW&	
50	– " –	04 A30	06 A55	+EWA	
51	– " –	04 B40	06 A54	+EWE	
52	– " –	04 B49	06 A48	+EWM	
53	– " –	04 A34	06 A56	+EWP	
54	– " –	04 A41	06 A51	+EWR	
55	– " –	04 A46	06 A41	+EWW	
56	– " –	04 B50	06 A43	+EWX	
57	– " –	04 A37	06 A49	+EWZ	
58	– " –	02 A25	03 A39	+F13	
59	– " –	02 B06	03 A85	+F9	
60	– " –	02 A41	03 A43	+FIC	
61	– " –	02 B64	03 A41	+FWZ	
62	– " –	02 A48	03 A80	+G	
63	– " –	05 A04	06 A34	+HLT	
64	– " –	05 A24	09 B15	+ICP1	
65	– " –	06 A78	09 B26	+IR0	
66	– " –	06 A79	09 A24	+IR1	
67	– " –	05 B46	06 A31	+IR10	
68	– " –	06 A31	09 B68	+IR10	
69	– " –	05 A48	06 A32	+IR11	
70	– " –	06 A32	09 A66	+IR11	
71	– " –	05 A47	06 B30	+IR12	
72	– " –	06 B30	09 A70	+IR12	
73	– " –	05 B52	06 B27	+IR13	
74	– " –	06 B27	09 A73	+IR13	
75	– " –	05 B48	06 B06	+IR14	
76	– " –	06 B06	07 A33	+IR14	
77	– " –	07 A33	09 B75	+IR14	
78	– " –	05 B43	06 B07	+IR15	
79	– " –	06 B07	07 A94	+IR15	
80	– " –	07 A94	09 B77	+IR15	
81	– " –	06 B75	09 A25	+IR2	
82	– " –	06 B74	09 A26	+IR3	
83	– " –	06 A19	09 A29	+IR4	
84	– " –	06 A18	09 B38	+IR5	
85	– " –	04 B58	05 A79	+IR6	
86	– " –	05 A79	06 A21	+IR6	
87	– " –	06 A21	09 A33	+IR6	
88	– " –	02 B91	04 A06	+IR7	
89	– " –	04 A06	05 B21	+IR7	
90	– " –	05 B21	06 A22	+IR7	
91	– " –	06 A22	09 B42	+IR7	

1	2	3	4	5	6
92	KYNAR	02 B90	04 A04	+IR8	
93	– " –	04 A04	05 B31	+IR8	
94	– " –	05 B31	06 B17	+IR8	
95	– " –	06 B17	09 A61	+IR8	
96	– " –	02 B89	04 B06	+IR9	
97	– " –	04 B06	05 B22	+IR9	
98	– " –	05 B22	06 A33	+IR9	
99	– " –	06 A33	09 A62	+IR9	
100	– " –	05 B16	07 B08	+IRQ	
101	– " –	07 B08	22 P37	+IRQ	
102	– " –	05 B27	09 B73	+JS	
103	– " –	08 B71	09 B25	+KI0	
104	– " –	08 B77	09 A22	+KI1	
105	– " –	08 A73	09 B67	+KI10	
106	– " –	08 B73	09 B66	+KI11	
107	– " –	08 A76	09 A68	+KI12	
108	– " –	08 A88	09 A67	+KI13	
109	– " –	08 A72	09 A75	+KI14	
110	– " –	08 B58	09 A74	+KI15	
111	– " –	08 A69	09 B41	+KI6	
112	– " –	08 A55	09 B40	+KI7	
113	– " –	08 B82	09 B62	+KI8	
114	– " –	08 A79	09 B61	+KI9	
115	– " –	09 B27	22 P50	+KL0	
116	– " –	09 B28	22 P47	+KL1	
117	– " –	09 A64	22 P51	+KL10	
118	– " –	09 B69	22 P54	+KL11	
119	– " –	09 A71	22 P53	+KL12	
120	– " –	09 B74	22 P56	+KL13	
121	– " –	09 A77	22 P55	+KL14	
122	– " –	09 A78	22 P58	+KL15	
123	– " –	09 B33	22 P48	+KL2	
124	– " –	09 B34	22 P49	+KL3	
125	– " –	09 A30	22 P45	+KL4	
126	– " –	09 B37	22 P46	+KL5	
127	– " –	09 A34	22 P43	+KL6	
128	– " –	09 A31	22 P41	+KL7	
129	– " –	09 B64	22 P52	+KL8	
130	– " –	09 B65	22 P40	+KL9	
131	– " –	08 A04	09 A21	+L0	
132	– " –	08 A03	09 A10	+L1	
133	– " –	08 A16	09 B83	+L10	
134	– " –	08 A17	09 A87	+L11	
135	– " –	08 A06	09 B80	+L12	
136	– " –	08 A05	09 B79	+L13	
137	– " –	08 A18	09 B82	+L14	
138	– " –	08 A19	09 B81	+L15	
139	– " –	08 A28	09 A08	+L2	

1	2	3	4	5	6
140	KYNAR	08 A27	09 A09	+L3	
141	– " –	08 A09	09 A06	+L4	
142	– " –	08 A10	09 A07	+L5	
143	– " –	08 A26	09 A11	+L6	
144	– " –	08 A25	09 A12	+L7	
145	– " –	08 A07	09 B85	+L8	
146	– " –	08 A08	09 B84	+L9	
147	– " –	04 A38	05 A17	+LADUJ	
148	– " –	05 A49	06 B82	+LAR	
149	– " –	04 B67	05 A38	+LG=0	
150	– " –	04 A68	05 A19	+LG=3	
151	– " –	05 B04	06 A52	+LK	
152	– " –	03 A47	05 B41	+LPA	
153	– " –	03 A48	05 A41	+LPB	
154	– " –	06 A09	08 A94	+LPC	
155	– " –	01 B03	02 A72	+M*32	
156	– " –	01 B94	02 A40	+M*40	
157	– " –	01 A16	02 A68	+M*F	
158	– " –	01 B92	02 A58	+M–1	
159	– " –	01 A40	03 A73	+MA	
160	– " –	01 A39	02 A49	+MB	
161	– " –	02 A49	03 A70	+MB	
162	– " –	05 B25	06 B10	+MC=3	
163	– " –	05 B23	06 B11	+MD	
164	– " –	03 A12	04 B54	+MODE	
165	– " –	04 B54	22 P29	+ MODE	
166	– " –	02 A79	03 A76	+MW+MF	
167	– " –	05 B94	06 A20	+NEF	
168	– " –	02 A62	03 A19	+NRF	
169	– " –	03 A19	06 A12	+NRF	
170	– " –	02 A66	03 A31	+NZ	
171	– " –	02 A39	03 A37	+OK	
172	– " –	03 A34	04 A80	+OK*	
173	– " –	03 A91	04 B17	+OKEN	
174	– " –	02 B88	03 A44	+OPSU	
175	– " –	02 A34	03 A66	+PC8	
176	– " –	04 B94	08 A92	+PN/NB	
177	– " –	04 A61	07 B44	+PRZERW*Z	
178	– " –	02 A37	03 A09	+PUF	
179	– " –	02 B92	04 B08	+PUFA	
180	– " –	04 B08	06 A85	+PUFA	
181	– " –	04 A55	06 B19	+Q	
182	– " –	06 B19	08 A53	+Q	
183	– " –	08 A53	22 P33	+Q	
184	– " –	04 A74	08 B90	+Q/NB	
185	– " –	06 B29	08 A44	+R00	
186	– " –	06 B33	08 A46	+R01	
187	– " –	02 A08	06 B31	+R02	

1	2	3	4	5	6
188	KYNAR	06 B31	08 A43	+R02	
189	– " –	02 A64	06 A16	+R03	
190	– " –	06 A16	08 A42	+R03	
191	– " –	06 B23	08 A41	+R04	
192	– " –	06 B22	08 A45	+ R05	
193	– " –	06 B21	08 A40	+R06	
194	– " –	06 B32	08 A39	+R07	
195	– " –	06 A26	08 B09	+R08	
196	– " –	05 B82	06 A10	+RPC	
197	– " –	06 A10	08 B03	+RPC	
198	– " –	07 A07	08 B69	+RS0	
199	– " –	07 A11	08 B75	+RS1	
200	– " –	07 A08	08 B61	+RS2	
201	– " –	07 A10	08 B65	+RS3	
202	– " –	07 A09	08 A61	+RS4	
203	– " –	07 A03	08 A63	+RS5	
204	– " –	07 A05	08 A67	+RS6	
205	– " –	07 A04	08 A57	+RS7	
206	– " –	07 A57	08 B79	+RS8	
207	– " –	07 A34	08 A81	+RS9	
208	– " –	05 B45	22 P13	+RSA	
209	– " –	05 B47	22 P16	+RSB	
210	– " –	05 B53	22 P09	+RSC	
211	– " –	05 A10	22 P31	+RUN	
212	– " –	07 A39	08 B70	+RZ0	
213	– " –	07 A40	08 B76	+RZ1	
214	– " –	07 B15	08 A74	+RZ10	
215	– " –	07 B14	08 A84	+RZ11	
216	– " –	07 B42	08 B60	+RZ2	
217	– " –	07 A27	08 A77	+RZ28	
218	– " –	07 B30	08 B74	+RZ29	
219	– " –	07 A45	08 B66	+RZ3	
220	– " –	07 B91	08 A71	+RZ30	
221	– " –	07 A87	08 B57	+RZ31	
222	– " –	07 A47	08 A60	+RZ4	
223	– " –	07 A46	08 A64	+RZ5	
224	– " –	07 A52	08 A68	+RZ6	
225	– " –	07 A53	08 A56	+RZ7	
226	– " –	07 B19	08 B80	+RZ8	
227	– " –	07 A31	08 A80	+RZ9	
228	– " –	08 B44	09 B57	+S–1	
229	– " –	08 B92	09 A13	+S0	
230	– " –	05 A50	06 A05	+SAR*	
231	– " –	06 B62	09 B86	+SARYT	
232	– " –	04 A53	06 B91	+SBAR*	
233	– " –	05 B12	06 B90	+SC*	
234	– " –	02 B03	03 B03	+SF	
235	– " –	02 B51	03 A29	+SGN-TO— —GO	
236	– " –	04 B76	05 A76	+SREZ*	
237	– " –	05 A76	06 A77	+SREZ*	
238	– " –	02 A53	03 A32	+SS	
239	– " –	05 A31	06 B81	+SSP*	

1	2	3	4	5	6
240	KYNAR	04 B55	22 P23	+STOP*N	
241	– " –	04 B48	05 A20	+STPO	
242	– " –	04 A90	06 B85	+STROB1	
243	– " –	06 B85	09 B14	+STROB1	
244	– " –	02 B55	03 A08	+STROB2*FP	
245	– " –	01 A09	02 A88	+T–1	
246	– " –	02 A80	03 A36	+T–1/T–1	
247	– " –	01 A08	02 A52	+TO–CO	
248	– " –	02 A52	03 B87	+TO–CO	
249	– " –	02 A87	03 A28	+TO–T–1	
250	– " –	01 A07	02 A78	+TO–T1	
251	– " –	01 A05	03 B88	+TO=CO	
252	– " –	02 A84	03 B06	+TA	
253	– " –	01 A13	03 B82	+TAA	
254	– " –	16 Y77	16 Y66	+UR1	
255	– " –	06 B03	08 B39	+UST*LEG	
256	– " –	06 B80	08 B55	+UST*MC	
257	– " –	06 A08	08 A93	+UST*V	
258	– " –	06 A47	08 B41	+UST*X	
259	– " –	06 A53	08 B40	+UST*Y	
260	– " –	06 B49	08 B53	+UST*Z	
261	– " –	03 A56	08 A11	+USTRO*FP	
262	– " –	01 A24	02 B59	+V*F	
263	– " –	12 Y83	25 D68	+V5	
264	– " –	05 A54	09 B18	+W/AC	
265	– " –	05 B54	09 A53	+W/AR	
266	– " –	05 B76	08 B56	+W/BAR	
267	– " –	05 B79	09 A46	+W/IC	
268	– " –	05 B58	06 B86	+W/IR	
269	– " –	09 B26	22 P28	+IR0	
270	– " –	08 B59	09 B30	+KI2	
271	– " –	08 B69	09 B29	+KI3	
272	– " –	08 A59	09 A27	+KI4	
273	– " –	08 A65	09 B36	+KI5	
274	– " –	10 A85	11 Y67	+ZW1	
275	– " –	10 A19	11 X05	–DR	
276	– " –	05 B75	07 B94	+W/RM	
277	– " –	05 A64	22 P05	+WAC	
278	– " –	05 A51	22 P07	+WAR	
279	– " –	02 A45	03 A75	+WDT	
280	– " –	05 A65	22 P03	+WIC	
281	– " –	05 A52	22 P10	+WIR	
282	– " –	05 B87	22 P06	+WKB	
283	– " –	05 A59	06 A70	+WLS	
284	– " –	05 B24	22 P25	+WORK	
285	– " –	05 A53	22 P11	+WRE	
286	– " –	05 B73	22 P12	+WRS	
287	– " –	05 B74	22 P08	+WRZ	
288	– " –	02 A44	03 A15	+WT	
289	– " –	04 A60	06 A59	+WZI	
290	– " –	06 A59	09 B60	+WZI	
291	– " –	05 A13	06 A24	+XI	

1	2	3	4	5	6
292	KYNAR	01 A21	02 A67	+Z*F	
293	– " –	12 X49	14 Y62	+Z*M	
294	– " –	10 A58	11 Y60	+ZG1	
295	– " –	09 W40	11 Y34	+ZG3	
296	– " –	04 B44	11 Y36	+ZG4	
297	– " –	04 B57	09 A03	+ZGA	
298	– " –	07 A62	08 B88	+ZGPN	
299	– " –	08 B88	12 X84	+ZGPN	
300	– " –	01 A20	08 B68	+ZP0	
301	– " –	01 A15	08 B72	+ZP1	
302	– " –	01 A61	08 A75	+ZP10	
303	– " –	01 A54	08 A85	+ZP11	
304	– " –	01 A65	08 A78	+ZP12	
305	– " –	01 A62	08 A83	+ZP13	
306	– " –	01 A70	08 A70	+ZP14	
307	– " –	01 A68	08 A54	+ZP15	
308	– " –	01 A25	08 B62	+ZP2	
309	– " –	01 A22	08 B64	+ZP3	
310	– " –	01 A30	08 A62	+ZP4	
311	– " –	01 A26	08 B63	+ZP5	
312	– " –	01 A38	08 A66	+ZP6	
313	– " –	01 A37	08 A58	+ZP7	
314	– " –	01 A51	08 B78	+ZP8	
315	– " –	01 A45	08 B82	+ZP9	
316	– " –	05 A34	08 A47	+ZS	
317	– " –	08 A47	09 B51	+ZS	
318	– " –	09 W43	11 Y38	+ZW3	
319	– " –	03 A92	07 A75	+ZW4	
320	– " –	07 A75	11 Y35	+ZW4	
321	– " –	02 B04	03 A49	–O/F	
322	– " –	01 A90	03 A62	–O/ZP	
323	– " –	05 A74	09 B78	–AA	
324	– " –	05 A73	09 A90	–AB	
325	– " –	12 X14	14 X28	–AD10*M	
326	– " –	12 X15	14 X30	–AD11*M	
327	– " –	12 X33	14 X32	–AD12*M	
328	– " –	12 X36	14 X20	–AD13*M	
329	– " –	12 X32	14 X19	–AD14*M	
330	– " –	12 X34	14 X18	–AD15*M	
331	– " –	12 X40	14 X46	–AD4*M	
332	– " –	12 X46	14 X48	–AD5*M	
333	– " –	12 X42	14 X54	–AD6*M	
334	– " –	12 X41	14 X17	–AD7*M	
335	– " –	12 X17	14 X15	–AD8*M	
336	– " –	12 X13	14 X16	–AD9*M	
337	– " –	02 B48	03 A84	–AF+SF	
338	– " –	04 B90	22 P20	–ALARM	
339	– " –	04 B83	09 B19	–AR/AD	
340	– " –	04 B79	09 B16	–ARM4	
341	– " –	04 B56	09 B11	–ARZ	
342	– " –	12 Y56	14 X44	–AS*M	
343	– " –	05 A87	06 A07	–AT15	

1	2	3	4	5	6
344	KYNAR	06 A07	09 A56	–AT15	
345	– " –	04 B84	07 B47	–B*PO	
346	– " –	04 A56	07 B43	–B*PARZ	
347	– " –	05 B38	06 A25	–BO	
348	– " –	05 B67	09 A93	–BAA	
349	– " –	05 A71	09 A91	–BAB	
350	– " –	05 A66	09 A94	–BAC	
351	– " –	04 A75	08 B83	–BAR/NB	
352	– " –	05 B07	22 P30	–BIN	
353	– " –	06 A87	08 A50	–BLR	
354	– " –	04 B86	05 A72	–BLW*PW	
355	– " –	09 W41	10 W18	–BP	
356	– " –	05 B63	06 A93	–BS	
357	– " –	05 B68	09 B89	–BWA	
358	– " –	05 B69	09 B10	–BWB	
359	– " –	01 A93	02 A54	–C39	
360	– " –	08 A48	09 B56	–CARRY	
361	– " –	12 Y55	14 Y70	–CB*M	
362	– " –	14 Y70	14 Y68	–CB*M	
363	– " –	05 A70	06 B89	–CB	
364	– " –	02 B08	03 A03	–CK	
365	– " –	05 B17	07 A60	–CLM	
366	– " –	07 A60	08 B93	–CLM	
367	– " –	08 B93	10 A79	–CLM	
368	– " –	05 B17	09 W80	–CLM	
369	– " –	09 W80	23 Z08	–CLM	
370	– " –	23 Z08	24 R08	–CLM	
371	– " –	10 A79	12 X70	–CLM	
372	– " –	04 A62	05 B14	–CLO	
373	– " –	05 B14	23 Z09	–CLO	
374	– " –	23 Z09	24 R09	–CLO	
375	– " –	01 A11	02 A90	–CLTA	
376	– " –	02 A90	03 A81	–CLTA	
377	– " –	01 A57	03 B80	–CLTB	
378	– " –	01 A92	03 A83	–CLTC	
379	– " –	01 A85	03 A46	–CP	
380	– " –	05 B26	22 P35	–CYCLE	
381	– " –	12 Y25	14 X68	–D16*S	
382	– " –	09 A48	10 A65	–DAD0	
383	– " –	09 A47	10 A66	–DAD1	
384	– " –	04 B82	09 A51	–DAD10	
385	– " –	09 A51	11 Y27	–DAD10	
386	– " –	07 A13	09 A52	–DAD11	
387	– " –	09 A52	11 Y12	–DAD11	
388	– " –	04 A08	07 A12	–DAD12	
389	– " –	07 A12	09 B55	–DAD12	
390	– " –	09 B55	10 A82	–DAD12	
391	– " –	04 A07	07 A15	–DAD13	
392	– " –	07 A15	09 B53	–DAD13	
393	– " –	09 B53	10 A83	– DAD13	
394	– " –	04 A05	07 B05	–DAD14	
395	– " –	07 B05	09 A57	–DAD14	
396	– " –	09 A57	10 A86	–DAD14	

1	2	3	4	5	6
397	KYNAR	04 B81	07 A14	–DAD15	
398	– " –	07 A14	09 B52	–DAD15	
399	– " –	09 B52	10 A87	–DAD15	
400	– " –	04 B81	04 B07	–DAD15	
401	– " –	09 A50	10 A67	–DAD2	
402	– " –	09 A49	10 A68	–DAD3	
403	– " –	07 A22	09 A42	–DAD4	
404	– " –	09 A42	10 A69	–DAD4	
405	– " –	09 A45	10 A70	–DAD5	
406	– " –	23 Z82	22 P81	–DC*	
407	– " –	09 A44	10 A71	–DAD6	
408	– " –	10 A71	11 Y25	–DAD6	
409	– " –	09 A43	10 A72	–DAD7	
410	– " –	10 A72	11 Y24	–DAD7	
411	– " –	09 A54	10 A73	–DAD8	
412	– " –	10 A73	11 Y26	–DAD8	
413	– " –	04 A86	09 A55	–DAD9	
414	– " –	09 A55	10 A74	–DAD9	
415	– " –	10 A74	11 Y28	–DAD9	
416	– " –	24 R82	25 D70	–DC	
417	– " –	11 Y15	22 P39	–DCL	
418	– " –	22 P39	23 Z40	–DCL	
419	– " –	23 Z40	24 R40	–DCL	
420	– " –	04 B89	09 A19	–DDTO	*
421	– " –	09 A19	10 A04	–DDTO	*
422	– " –	10 A04	11 X30	–DDTO	*
423	– " –	11 X30	12 Y62	–DDTO	*
424	– " –	12 Y62	14 Y54	–DDTO	*
425	– " –	09 A19	09 W69	–DDTO	*
426	– " –	09 A18	10 A03	–DDT1	*
427	– " –	11 X27	12 Y65	–DDT1	*
428	– " –	12 Y65	14 Y56	–DDT1	*
429	– " –	09 A18	09 W66	–DDT1	*
430	– " –	10 A03	11 X27	–DDT1	*
431	– " –	09 B58	10 A18	–DDT10	*
432	– " –	10 A18	11 X58	–DDT10	*
433	– " –	11 X58	12 Y57	–DDT10	*
434	– " –	12 Y57	14 Y18	–DDT10	*
435	– " –	10 A18	10 W37	–DDT10	*
436	– " –	10 W34	09 W45	–DDT11	*
437	– " –	09 W45	09 A58	–DDT11	*
438	– " –	09 A58	10 A17	–DDT11	*
439	– " –	10 A17	11 X55	–DDT11	*
440	– " –	11 X55	12 Y58	–DDT11	*
441	– " –	12 Y58	14 Y20	–DDT11	*
442	– " –	10 W25	09 W46	–DDT12	*
443	– " –	09 W46	09 A79	–DDT12	*
444	– " –	09 A79	10 A22	–DDT12	*
445	– " –	10 A22	11 X31	–DDT12	*
446	– " –	11 X31	12 Y53	–DDT12	*
447	– " –	12 Y53	14 Y06	–DDT12	*
448	– " –	10 W26	09 W59	–DDT13	*
449	– " –	09 W59	09 A81	–DDT13	*

* – nie wykonywać dla IKS–80

1	2	3	4	5	6
450	KYNAR	09 A81	10 A21	–DDT13	*
451	– " –	10 A21	11 X32	–DDT13	*
452	– " –	11 X32	12 Y54	–DDT13	*
453	– " –	12 Y54	14 Y14	–DDT13	*
454	– " –	10 W35	09 W60	–DDT14	*
455	– " –	09 W60	09 A80	–DDT14	*
456	– " –	09 A80	10 A24	–DDT14	*
457	– " –	10 A24	11 X46	–DDT14	*
458	– " –	11 X46	12 Y60	–DDT14	*
459	– " –	12 Y60	14 Y02	–DDT14	*
460	– " –	04 A92	09 A82	–DDT15	*
461	– " –	09 A82	10 A23	–DDT15	*
462	– " –	10 A23	11 X57	–DDT15	*
463	– " –	11 X57	12 Y59	–DDT15	*
464	– " –	12 Y59	14 Y04	–DDT15	*
465	– " –	10 A23	10 W36	–DDT15	*
466	– " –	09 W65	09 B22	–DDT2	*
467	– " –	09 B22	10 A06	–DDT2	*
468	– " –	10 A06	11 X28	–DDT2	*
469	– " –	11 X28	12 Y68	–DDT2	*
470	– " –	12 Y68	14 Y50	–DDT2	*
471	– " –	09 W63	09 B23	–DDT3	*
472	– " –	09 B23	10 A05	–DDT3	*
473	– " –	10 A05	11 X29	–DDT3	*
474	– " –	11 X29	12 Y71	–DDT3	*
475	– " –	12 Y71	14 Y52	–DDT3	*
476	– " –	09 W72	09 A35	–DDT4	*
477	– " –	09 A35	10 A08	–DDT4	*
478	– " –	10 A08	11 X44	–DDT4	*
479	– " –	11 X44	12 Y72	–DDT4	*
480	– " –	12 Y72	14 Y38	–DDT4	*
481	– " –	09 W71	09 B44	–DDT5	*
482	– " –	09 B44	10 A07	–DDT5	*
483	– " –	10 A07	11 X47	–DDT5	*
484	– " –	11 X47	12 Y67	–DDT5	*
485	– " –	12 Y67	14 Y46	–DDT5	*
486	– " –	09 W78	09 B45	–DDT6	*
487	– " –	09 B45	10 A10	–DDT6	*
488	– " –	10 A10	11 X45	–DDT6	*
489	– " –	11 X45	12 Y78	–DDT6	*
490	– " –	12 Y78	14 Y34	–DDT6	*
491	– " –	09 W75	09 A36	–DDT7	*
492	– " –	09 A36	10 A09	–DDT7	*
493	– " –	10 A09	11 X43	–DDT7	*
494	– " –	11 X43	12 Y77	–DDT7	*
495	– " –	12 Y77	14 Y36	–DDT7	*
496	– " –	09 A59	10 A16	–DDT8	*
497	– " –	10 A16	11 X48	–DDT8	*
498	– " –	11 X48	12 Y47	–DDT8	*
499	– " –	12 Y47	14 Y22	–DDT8	*
500	– " –	10 A16	10 W27	–DDT8	*
501	– " –	09 B59	10 A15	–DDT9	*
502	– " –	10 A15	11 X60	–DDT9	*
503	– " –	11 X60	12 Y50	–DDT9	*

* – nie wykonywać dla IKS–80

1	2	3	4	5	6
504	KYNAR	12 Y50	14 Y30	–DDT9	*
505	– " –	10 A15	10 W14	–DDT9	*
506	– " –	09 W64	10 A88	–DEN	*
507	– " –	10 A88	11 X19	–DEN	*
508	– " –	02 A85	03 A51	–DF*FP	
509	– " –	04 B92	11 X10	–DF	
510	– " –	04 A91	09 W79	–DIN	
511	– " –	09 W79	10 A61	–DIN	
512	– " –	10 A61	11 X08	–DIN	
513	– " –	04 B88	11 Y16	–DMCL	
514	– " –	08 A86	10 A34	–DNB0	
515	– " –	08 A90	10 A35	–DNB1	
516	– " –	08 A87	10 A36	–DNB2	
517	– " –	08 B84	10 A25	–DNB3	
518	– " –	07 B26	09 W77	–DOK	*
519	– " –	09 W77	10 A90	–DOK	*
520	– " –	10 A90	11 X09	–DOK	*
521	– " –	11 X09	12 X52	–DOK	*
523	– " –	10 A89	12 X08	–DPE	*
524	– " –	10 A89	10 W68	–DPE	*
525	– " –	10 W68	11 X25	–DPE	*
526	– " –	08 B87	09 W61	–DPN	*
527	– " –	09 W61	10 A60	–DPN	*
528	– " –	10 A60	11 X18	–DPN	*
529	– " –	08 B89	11 X26	–DQB	
530	– " –	11 X26	12 X20	–DQB	
531	– " –	04 A87	10 A19	–DR	
532	– " –	04 A88	11 X07	–DS	
533	– " –	04 A65	05 B86	–DT/W	
534	– " –	12 Y31	14 Y58	–DT0*S	
535	– " –	12 Y32	14 Y60	–DT1*S	
536	– " –	12 X78	14 Y16	–DT10*S	
537	– " –	12 X80	14 Y12	–DT11*S	
538	– " –	12 X77	14 Y08	–DT12*S	
539	– " –	12 Y09	14 Y10	–DT13*S	
540	– " –	12 Y01	14 X76	–DT14*S	
541	– " –	12 Y05	14 X74	–DT15*S	
542	– " –	12 Y46	14 X66	–DT16*M	
543	– " –	12 Y38	14 Y48	–DT2*S	
544	– " –	12 Y42	14 Y44	–DT3*S	
545	– " –	12 Y52	14 Y40	–DT4*S	
546	– " –	12 Y48	14 Y42	–DT5*S	
547	– " –	12 Y39	14 Y32	–DT6*S	
548	– " –	12 Y40	14 Y28	–DT7*S	
549	– " –	12 Y12	14 Y24	–DT8*S	
550	– " –	12 Y11	14 Y26	–DT9*S	
551	– " –	02 A38	03 A20	–DW*FP	
552	– " –	04 A93	10 A20	–DW	
553	– " –	03 B05	04 B09	–EFP	
554	– " –	04 B09	06 A11	–EFP	
555	– " –	05 B18	06 A42	–EKC*1	
556	– " –	05 B19	06 A40	–EKC*2	
557	– " –	03 A06	05 A06	–EKC*FP	

* – nie wykonywać dla IKS–80

1	2	3	4	5	6
558	KYNAR	04 A76	05 B20	–EKC*I	
559	– " –	04 A78	05 B56	–EXL	
560	– " –	05 B56	06 A06	–EXL	
561	– " –	08 A38	09 B94	–EXX	
562	– " –	08 A37	09 A04	–EXY	
563	– " –	02 B63	03 A23	–F10	
564	– " –	03 A18	05 A93	–F13	
565	– " –	01 A78	02 B05	–F2	
566	– " –	02 B05	03 B04	–F2	
567	– " –	02 A51	03 A16	–F4	
568	– " –	02 A15	03 A86	–F5	
569	– " –	02 B50	03 A94	–F6	
570	– " –	02 B49	03 A89	–F7	
571	– " –	02 B54	03 A87	–F8	
572	– " –	01 A29	03 A38	–F9/KA	
573	– " –	01 A56	02 A13	–FAA	
574	– " –	02 A13	03 A69	–FAA	
575	– " –	01 B04	02 A14	–FAB	
576	– " –	02 A14	03 B92	–FAB	
577	– " –	01 A03	02 A12	–FCO	
578	– " –	02 A07	03 A54	–FCB	
579	– " –	05 B05	22 P36	–FETCH	
580	– " –	02 B93	03 A45	–FF	
581	– " –	04 A10	06 B41	–FI	
582	– " –	02 A46	07 A54	–F10	
583	– " –	02 A21	07 A25	– F11	
584	– " –	02 A26	07 A26	–FI2	
585	– " –	02 B52	07 A18	–FI3	
586	– " –	02 A42	03 A21	–FIC	
587	– " –	01 B05	02 A86	–FP0	
588	– " –	01 A36	03 B91	–FP16	
589	– " –	01 A19	03 A68	–FRA	
590	– " –	01 A58	03 B85	–FRB	
591	– " –	04 A47	06 A28	–GI	
592	– " –	03 A35	04 A83	–GOT	
593	– " –	04 A83	05 B71	–GOT	
594	– " –	05 A43	06 B47	–GR*	
595	– " –	04 A94	05 B13	–HLT*N	
596	– " –	05 B13	22 P17	–HLT*N	
597	– " –	04 B59	05 A55	–I1	
598	– " –	05 A55	07 A29	–I1	
599	– " –	04 A58	05 B57	–I2	
600	– " –	05 B57	07 A56	–I2	
601	– " –	04 A52	05 B44	–I3/EX+ przerw/	
602	– " –	04 B60	05 B33	–I3	
603	– " –	04 A57	05 B77	–I4	
604	– " –	05 B77	07 B31	–I4	
605	– " –	04 B61	05 A75	–I5	
606	– " –	05 A68	06 B36	–IB	
607	– " –	04 B87	09 B17	–IC/AD	
608	– " –	12 Y69	14 Y78	–ID*M	
609	– " –	14 Y78	14 Y74	–ID*M	

1	2	3	4	5	6
610	KYNAR	05 B64	06 B40	–IM	
611	– " –	04 A03	05 A57	–IN	
612	– " –	05 A57	06 A88	–IN	
613	– " –	05 A39	06 A39	–INOU*	
614	– " –	12 Y74	14 Y76	–IR*M	
615	– " –	14 Y76	14 Y72	–IR*M	
615	– " –	04 A84	06 A92	–IS	
616	– " –	05 A63	06 A86	–JKRB*	
617	– " –	04 A23	05 A27	–K1	
618	– " –	05 A27	07 A41	–K1	
619	– " –	04 A31	05 B32	–K2/BIN+ STROE/	
620	– " –	04 A27	05 A35	–K2	
621	– " –	04 B41	05 A30	–K2 FETCH	
622	– " –	05 B34	06 A94	–KA1	
623	– " –	05 B35	06 A83	–KA2	
624	– " –	05 A86	06 B38	–KI	
625	– " –	05 A45	08 B81	–KIA	
626	– " –	05 B29	08 A91	–KIB	
627	– " –	02 A32	03 A30	–L/D	
628	– " –	05 A89	06 B43	–LAC*	
629	– " –	12 Y76	14 X67	–LB*M	
630	– " –	14 X67	14 X62	–LB*M	
631	– " –	04 B77	06 A35	–LIP	
632	– " –	04 A66	05 A46	–LIPSP*	
633	– " –	05 A62	06 B50	–LJ	
634	– " –	01 A81	02 A27	–LKB	
635	– " –	02 A27	03 A42	–LKB	
636	– " –	05 B08	22 P34	–LOAD	
637	– " –	02 B56	03 A57	–LP	
638	– " –	05 B81	06 A45	–LRCB*	
639	– " –	04 B78	05 B70	–LRZ	
640	– " –	05 B85	06 A91	–LS	
641	– " –	05 A60	06 A67	–LWRS*	
642	– " –	05 A91	06 B94	–LWT*	
643	– " –	01 B06	02 A50	–M0	
644	– " –	01 A59	02 A76	–M14	
645	– " –	02 A76	03 B83	–M14	
646	– " –	01 A42	02 A89	–M15	
647	– " –	01 A79	02 A71	–M32	
648	– " –	01 A80	02 A82	–M38	
649	– " –	02 A82	03 A55	–M38	
650	– " –	01 A86	02 A83	–M39	
651	– " –	05 A58	06 B39	–MB	
652	– " –	05 B15	22 P66	–MC	
653	– " –	04 A43	03 B34	–MCL	
654	– " –	02 A93	03 A60	–MF	
655	– " –	02 A09	03 A52	–MW	
656	– " –	05 A88	09 B90	–MWA	
657	– " –	05 A77	09 B91	–MWB	
658	– " –	05 B80	09 B87	–MWC	
659	– " –	05 A32	06 A84	–NA	
660	– " –	05 B84	06 B03	–NG*	

1	2	3	4	5	6
661	KYNAR	09 W49	10 W48	–NRURA	
662	– " –	09 W52	10 W45	–NRURB	
663	– " –	09 W54	10 W46	–NRURC	
664	– " –	12 X10	14 X01	–OBJ0*M	
665	– " –	12 X07	16 X01	–OBJ1*M	
666	– " –	12 X06	18 X01	–OBJ2*M	
667	– " –	12 X58	20 X01	–OBJ3*M	
668	– " –	03 A69	06 B88	–OC*	
669	– " –	09 B71	11 Y32	–OFF	
670	– " –	11 Y32	23 Z52	–OFF	
671	– " –	23 Z52	24 R52	–OFF	
672	– " –	07 A83	22 P26	–OPRQ	
673	– " –	04 B19	06 B87	–OU	
674	– " –	01 A31	03 B94	–P*16	
675	– " –	01 A77	03 A93	–P*32	
676	– " –	01 A94	03 B86	–P*40	
677	– " –	08 W34	09 W15	–P–AD0	
678	– " –	08 W68	09 W14	–P–AD1	
679	– " –	08 W66	09 W11	–P–AD2	
680	– " –	08 W39	09 W16	–P–AD3	
681	– " –	08 W41	09 W12	–P–AD4	
682	– " –	08 W74	09 W19	–P–CL	
683	– " –	08 W59	09 W58	–P–DTIN0	
684	– " –	08 W61	09 W47	–P–DTIN1	
685	– " –	08 W20	10 W39	–P–DTIN10	
686	– " –	08 W18	10 W40	–P–DTIN11	
687	– " –	08 W12	10 W21	–P–DTIN12	
688	– " –	08 W07	10 W20	–P–DTIN13	
689	– " –	08 W10	10 W22	–P–DTIN14	
690	– " –	08 W06	10 W19	–P–DTIN15	
691	– " –	08 W65	09 W51	–P–DTIN2	
692	– " –	08 W67	09 W55	–P–DTIN3	
693	– " –	08 W69	09 W50	–P–DTIN4	
694	– " –	08 W56	09 W48	–P–DTIN5	
695	– " –	08 W57	09 W57	–P–DTIN6	
696	– " –	08 W54	09 W53	–P–DTIN7	
697	– " –	08 W16	10 W42	–P–DTIN8	
698	– " –	08 W08	10 W38	–P–DTIN9	
699	– " –	08 W55	10 W09	–P–DTOU0	
700	– " –	08 W53	10 W08	–P–DTOU1	
701	– " –	08 W36	10 W44	–P–DTOU10	
702	– " –	08 W40	10 W43	–P–DTOU11	
703	– " –	08 W60	10 W69	–P–DTOU12	
704	– " –	08 W58	10 W72	–P–DTOU13	
705	– " –	08 W52	10 W64	–P–DTOU14	
706	– " –	08 W50	10 W63	–P–DTOU15	
707	– " –	08 W51	10 W07	–P–DTOU2	
708	– " –	08 W49	10 W06	–P–DTOU3	
709	– " –	08 W47	10 W29	–P–DTOU4	
710	– " –	08 W45	10 W28	–P–DTOU5	
711	– " –	08 W43	10 W23	–P–DTOU6	
712	– " –	08 W37	10 W24	–P–DTOU7	
713	– " –	09 W44	10 W50	–P–DTOU8	

1	2	3	4	5	6
714	KYNAR	08 W38	10 W47	–P–DTOU9	
715	– " –	08 W28	09 W62	–P–EN	
716	– " –	08 W30	09 W22	–P–F0	
717	– " –	07 W30	09 W21	–P–F1	
718	– " –	06 W30	09 W20	–P–F2	
719	– " –	05 W30	09 W06	–P–F3	
720	– " –	04 W30	09 W07	–P–F4	
721	– " –	03 W30	09 W08	–P–F5	
722	– " –	02 W30	09 W09	–P–F6	
723	– " –	01 W30	09 W10	–P–F7	
724	– " –	08 W24	10 W62	–P–IN0	
725	– " –	07 W24	10 W61	–P–IN1	
726	– " –	06 W24	10 W58	–P–IN2	
727	– " –	05 W24	10 W57	–P–IN3	
728	– " –	04 W24	10 W59	–P–IN4	
729	– " –	03 W24	10 W60	–P–IN5	
730	– " –	02 W24	10 W56	–P–IN6	
731	– " –	01 W24	10 W55	–P–IN7	
732	– " –	08 W26	09 W76	–P–OK	
733	– " –	08 W80	10 W16	–P–PE	
734	– " –	08 W64	10 W77	–P–PSP0	
735	– " –	07 W64	10 W80	–P–PSP1	
736	– " –	06 W64	10 W78	–P–PSP2	
737	– " –	05 W64	10 W75	–P–PSP3	
738	– " –	04 W64	10 W76	–P–PSP4	
739	– " –	03 W64	10 W73	–P–PSP5	
740	– " –	02 W64	10 W74	–P–PSP6	
741	– " –	01 W64	10 W71	–P–PSP7	
742	– " –	08 W78	09 W68	–P–GB	
743	– " –	08 W62	09 W23	–P–S0	
744	– " –	07 W62	09 W24	–P–S1	
745	– " –	06 W62	09 W29	–P–S2	
746	– " –	05 W62	09 W30	–P–S3	
747	– " –	04 W62	09 W31	–P–S4	
748	– " –	03 W62	09 W32	–P–S5	
749	– " –	02 W62	09 W33	–P–S6	
750	– " –	01 W62	09 W34	–P–S7	
751	– " –	08 W32	10 W15	–P–SYN	
752	– " –	05 A22	06 A23	–P	
753	– " –	06 A23	22 P65	–P	
754	– " –	04 A14	05 A26	–P0	
755	– " –	05 A26	22 P19	–P0	
756	– " –	04 A15	05 A29	–P1	
757	– " –	06 A36	09 A41	–P16	
758	– " –	04 A16	05 A07	–P2	
759	– " –	04 A17	05 A61	–P3	
760	– " –	01 A83	03 B93	–P32	
761	– " –	04 A26	05 A85	–P4	
762	– " –	05 A85	06 A77	–P4	
763	– " –	04 B22	05 B55	–P5	
764	– " –	05 A12	23 Z41	–PON	
765	– " –	22 P21	09 B41	–OFF	
766	– " –	23 Z41	24 R41	–PON	

1	2	3	4	5	6
767	KYNAR	07 A24	23 Z42	–POUT	
768	– " –	23 Z42	24 R42	–POUT	
769	– " –	04 A64	05 A94	–PP	
770	– " –	05 A94	06 A62	–PP	
771	– " –	04 A24	05 A11	–PRZERW	
772	– " –	05 A11	07 A28	–PRZERW	
773	– " –	09 W70	10 W17	–PSP	
774	– " –	05 B59	08 B48	–RA	
775	– " –	09 W03	10 A38	–RAD0	
776	– " –	10 A38	11 X63	–RAD0	
777	– " –	11 X63	12 Y19	–RAD0	
778	– " –	09 W05	10 A45	–RAD1	
779	– " –	10 A45	11 X61	–RAD1	
780	– " –	11 X61	12 Y04	–RAD1	
781	– " –	09 W37	10 A50	–RAD10	
782	– " –	10 A50	11 Y42	–RAD10	
783	– " –	11 Y42	12 X19	–RAD10	
784	– " –	09 W18	10 A81	–RAD11	
785	– " –	10 A81	11 Y05	–RAD11	
786	– " –	11 Y05	12 X16	–RAD11	
787	– " –	09 W17	10 A63	–RAD12	
788	– " –	10 A63	11 X82	–RAD12	
789	– " –	11 X82	12 X38	–RAD12	
790	– " –	09 W36	10 A62	–RAD13	
791	– " –	10 A62	11 X76	–RAD13	
792	– " –	11 X76	12 X37	–RAD13	
793	– " –	09 W13	10 A77	–RAD14	
794	– " –	10 A77	11 Y03	–RAD14	
795	– " –	11 Y03	12 X26	–RAD14	
796	– " –	09 W81	10 A80	–RAD15	
797	– " –	10 A80	11 Y14	–RAD15	
798	– " –	11 Y14	12 X24	–RAD15	
799	– " –	09 W42	10 A75	–RAD2	
800	– " –	10 A75	11 X73	–RAD2	
801	– " –	11 X73	12 Y03	–RAD2	
802	– " –	09 W44	10 A64	–RAD3	
803	– " –	10 A64	11 X81	–RAD3	
804	– " –	11 X81	12 Y18	–RAD3	
805	– " –	09 W25	10 A76	–RAD4	
806	– " –	10 A76	11 X75	–RAD4	
807	– " –	11 X75	12 X43	–RAD4	
808	– " –	08 W13	10 A52	–RAD5	
809	– " –	10 A52	11 X78	–RAD5	
810	– " –	11 X78	12 X48	–RAD5	
811	– " –	08 W15	10 A49	–RAD6	
812	– " –	10 A49	11 Y02	–RAD6	
813	– " –	11 Y02	12 X12	–RAD6	
814	– " –	10 A54	11 Y44	–RAD7	
815	– " –	11 Y44	12 X31	–RAD7	
816	– " –	09 W26	10 A51	–RAD8	
817	– " –	10 A51	11 Y01	–RAD8	
818	– " –	11 Y01	12 X18	–RAD8	
819	– " –	09 W39	10 A53	–RAD9	

1	2	3	4	5	6
820	KYNAR	10 A53	11 Y04	–RAD9	
821	– " –	11 Y04	12 X21	–RAD9	
822	– " –	05 B88	06 A15	–RB*	
823	– " –	05 B49	08 B49	–RB	
824	– " –	05 A80	06 B04	–RC*	
825	– " –	05 A37	08 A49	–RC	
826	– " –	11 X40	23 Z34	–RCL	
827	– " –	23 Z34	24 R34	–RCL	
828	– " –	07 A93	09 A16	–RDT0	
829	– " –	09 A16	10 A30	–RDT0	
830	– " –	10 A30	11 X34	–RDT0	
831	– " –	11 X34	12 Y35	–RDT0	
832	– " –	10 A30	10 W12	–RDT0	
833	– " –	09 B24	10 A48	–RDT1	
834	– " –	10 A48	11 X33	–RDT1	
835	– " –	11 X33	12 Y30	–RDT1	
836	– " –	10 A48	10 W11	–RDT1	
837	– " –	09 A85	10 A40	–RDT10	
838	– " –	10 A40	11 X53	–RDT10	
839	– " –	11 X53	12 X75	–RDT10	
840	– " –	10 A40	10 W54	–RDT10	
841	– " –	05 A16	07 B87	–RDT11	
842	– " –	07 B87	09 A86	–RDT11	
843	– " –	09 A86	10 A39	–RDT11	
844	– " –	10 A39	11 X54	–RDT11	
845	– " –	11 X54	12 X82	–RDT11	
846	– " –	10 A39	10 W51	–RDT11	
847	– " –	07 A84	09 A88	–RDT12	
848	– " –	09 A88	10 A32	–RDT12	
849	– " –	10 A32	11 X39	–RDT12	
850	– " –	11 X39	12 X76	–RDT12	
851	– " –	10 A32	10 W67	–RDT12	
852	– " –	07A85	09 A83	–RDT13	
853	– " –	09 A83	10 A28	–RDT13	
854	– " –	10 A28	11 X37	–RDT13	
855	– " –	11 X37	12 Y08	–RDT13	
856	– " –	10 A28	10 W70	–RDT13	
857	– " –	07 B88	09 A89	–RDT14	
858	– " –	09 A89	10 A33	–RDT14	
859	– " –	10 A33	11 X41	–RDT14	
860	– " –	11 X41	12 Y02	–RDT14	
861	– " –	10 A33	10 W65	–RDT14	
862	– " –	07 A73	09 A84	–RDT15	
863	– " –	09 A84	10 A27	–RDT15	
864	– " –	10 A27	11 X64	–RDT15	
865	– " –	11 X64	12 Y10	–RDT15	
866	– " –	10 A27	10 W66	–RDT15	
867	– " –	09 A17	10 A47	–RDT2	
868	– " –	10 A47	11 X35	–RDT2	
869	– " –	11 X35	12 Y36	–RDT2	
870	– " –	10 A47	10 W13	–RDT2	
871	– " –	09 A15	10 A29	–RDT3	
872	– " –	10 A29	11 X36	–RDT3	

1	2	3	4	5	6
873	KYNAR	11 X36	12 Y41	–RDT3	
874	– " –	10 A29	10 W10	–RDT3	
875	– " –	09 A14	10 A46	–RDT4	
876	– " –	10 A46	11 X49	–RDT4	
877	– " –	11 X49	12 Y51	–RDT4	
878	– " –	10 A46	10 W32	–RDT4	
879	– " –	09 A20	10 A31	–RDT5	
880	– " –	10 A31	11 X42	–RDT5	
881	– " –	11 X42	12 Y49	–RDT5	
882	– " –	10 A31	10 W31	–RDT5	
883	– " –	09 A38	10 A44	–RDT6	
884	– " –	10 A44	11 X50	–RDT6	
885	– " –	11 X50	12 Y44	–RDT6	
886	– " –	10 A44	10 W33	–RDT6	
887	– " –	09 A40	10 A43	–RDT7	
888	– " –	10 A43	11 X52	–RDT7	
889	– " –	11 X52	12 Y43	–RDT7	
890	– " –	10 A43	10 W30	–RDT7	
891	– " –	09 A39	10 A42	–RDT8	
892	– " –	10 A42	11 X51	–RDT8	
893	– " –	11 X51	12 Y14	–RDT8	
894	– " –	10 A42	10 W52	–RDT8	
895	– " –	05 A23	09 A37	–RDT9	
896	– " –	09 A37	10 A41	–RDT9	
897	– " –	10 A41	11 X56	–RDT9	
898	– " –	11 X56	12 Y13	–RDT9	
899	– " –	10 A41	10 W49	–RDT9	
900	– " –	03 A33	04 A39	–READ*FP	
901	– " –	04 A39	05 A28	–READ*FP	
902	– " –	04 B74	10 A12	–REN	
903	– " –	09 W67	10 A59	–RF	
904	– " –	10 A59	11 X14	–RF	
905	– " –	05 A82	06 B67	–RI	
906	– " –	07 A71	11 X15	–RIN	
907	– " –	05 B83	06 B92	–RJ	
908	– " –	03 B27	05 A56	–RLP*FP	
909	– " –	08 W27	10 A91	–RNB0	
910	– " –	10 A91	11 Y06	–RNB0	
911	– " –	11 Y06	12 Y21	–RNB0	
912	– " –	08 W29	10 A92	–RNB1	
913	– " –	10 A92	11 Y17	–RNB1	
914	– " –	11 Y17	12 Y23	–RNB1	
915	– " –	08 W31	10 A93	–RNB2	
916	– " –	10 A93	11 Y18	–RNB2	
917	– " –	11 Y18	12 Y22	–RNB2	
918	– " –	08 W33	10 A94	–RNB3	
919	– " –	10 A94	11 Y07	–RNB3	
920	– " –	11 Y07	12 Y20	–RNB3	
921	– " –	04 A89	05 B37	–ROK	*
922	– " –	05 B37	09 W27	–ROK	*
923	– " –	09 W27	10 A56	–ROK	*
924	– " –	10 A56	11 X16	–ROK	*
925	– " –	04 A82	10 A13	–RPE	

* – nie wykonywać dla IKS–80

1	2	3	4	5	6
926	KYNAR	08 B85	09 W56	–RPE	
927	– " –	09 W56	10 A55	–RPN	
928	– " –	10 A55	11 X24	–RPN	
929	– " –	09 W35	10 W41	–RPS	
930	– " –	09 W73	10 A37	–RQB	
931	– " –	10 A37	11 X23	–RQB	
932	– " –	11 Y20	12 Y75	–RR	
933	– " –	09 W74	10 A78	–RS	
934	– " –	10 A78	11 X12	–RS	
935	– " –	11 X12	12 X23	–RS	
936	– " –	11 X11	12 Y80	–RW	
937	– " –	05 A83	06 B42	–RZ	
938	– " –	03 A65	05 A44	–S*FP	
939	– " –	06 A72	09 B93	–SAA	
940	– " –	06 A73	09 B06	–SAB	
941	– " –	06 A74	09 B07	–SB	
942	– " –	06 A71	09 B88	–SCA	
943	– " –	06 A82	09 B09	–SCB	
944	– " –	02 A11	03 A67	–SCC	
945	– " –	02 B61	03 B84	–SD*	
946	– " –	06 A69	09 B08	–SD	
947	– " –	02 A60	03 A14	–SGN	
948	– " –	05 B51	06 A57	–SHC	
949	– " –	04 B52	05 A21	–SI1	
950	– " –	05 A21	06 B79	–SI1	
951	– " –	06 B28	07 B92	–SIN	
952	– " –	04 A67	06 B37	–SP	
953	– " –	04 A79	05 B10	–SP0	
954	– " –	04 A11	05 B09	–SP1	
955	– " –	05 A90	06 B46	–SR*	
956	– " –	03 A05	04 B53	–SR*FP	
957	– " –	05 A08	22 P27	–START*	
958	– " –	03 A11	04 A48	–STEP	
959	– " –	04 A48	22 P24	–STEP	
960	– " –	04 B51	05 B11	–STOP*	
961	– " –	05 B11	22 P15	–STOP*	
962	– " –	05 B06	22 P32	–STORE	
963	– " –	02 B53	03 A10	–STROB*FP	
964	– " –	03 A10	04 A23	–STROB*FP	
965	– " –	04 A22	05 B39	–STROB1	
966	– " –	05 B39	07 A32	–STROB1	
967	– " –	07 A32	08 B32	–STROB1	
968	– " –	08 B32	09 B04	–STROB1	
969	– " –	04 A49	05 A05	–STROB2	
970	– " –	05 A05	08 B42	–STROB2	
971	– " –	08 B42	09 B05	–STROB2	
972	– " –	01 A17	02 A73	–T/0–1/	
973	– " –	01 A35	02 A70	–T/16–23/	
974	– " –	01 A18	02 A74	–T/2–7/	
975	– " –	01 A82	02 B77	–T/24–31/	
976	– " –	01 A84	02 A69	–T/32–39/	
977	– " –	01 A34	02 A75	–T/8–15/	
978	– " –	01 B93	03 B81	–T/C	

1	2	3	4	5	6
979	KYNAR	01 A14	02 A92	–T0	
980	– " –	01 A10	02 A94	–T1	
981	– " –	01 A12	02 B62	–T16	
982	– " –	01 A87	02 A56	–T39	
983	– " –	01 A06	03 A72	–TAB	
984	– " –	01 A66	02 A55	–TRB	
985	– " –	02 A55	03 A64	–TRB	
986	– " –	05 A92	06 B18	–UJ*	
987	– " –	04 B43	05 A78	–W&	
988	– " –	05 A78	06 A61	–W&	
989	– " –	04 A81	09 B20	–W/DT	
990	– " –	05 A67	08 B47	–W/R	
991	– " –	05 B36	08 B50	–W/RBA	
992	– " –	05 B40	08 A51	–W/RBB	
993	– " –	05 A40	08 B46	–W/RBC	
994	– " –	01 A71	02 A81	–W0	
995	– " –	02 A81	06 A80	–W0	
996	– " –	06 A80	07 A42	–W0	
997	– " –	07 A42	08 B07	–W0	
998	– " –	08 B07	09 A23	–W0	
999	– " –	09 A23	22 P64	–W0	
1000	– " –	01 A72	06 A81	–W1	
1001	– " –	06 A81	07 A38	–W1	
1002	– " –	07 A38	08 B12	–W1	
1003	– " –	08 B12	09 B31	–W1	
1004	– " –	09 B31	22 P59	–W1	
1005	– " –	01 A44	02 A05	–W10	
1006	– " –	02 A05	06 B15	–W10	
1007	– " –	06 B15	07 A16	–W10	
1008	– " –	07 A16	08 B20	–W10	
1009	– " –	08 B20	09 A65	–W10	
1010	– " –	09 A65	22 P80	–W10	
1011	– " –	01 A43	02 A06	–W11	
1012	– " –	02 A06	06 B16	–W11	
1013	– " –	06 B16	07 A19	–W11	
1014	– " –	07 A19	08 B21	–W11	
1015	– " –	08 B21	09 A63	–W11	
1016	– " –	09 A63	22 P79	–W11	
1017	– " –	01 A27	02 A24	–W12	
1018	– " –	02 A24	06 B25	–W12	
1019	– " –	06 B25	07 B12	–W12	
1020	– " –	07 B12	08 B16	–W12	
1021	– " –	08 B16	09 A72	–W12	
1022	– " –	09 A72	22 P73	–W12	
1023	– " –	01 A28	02 A23	–W13	
1024	– " –	02 A23	06 B26	–W13	
1025	– " –	06 B26	07 B10	–W13	
1026	– " –	07 B10	08 B08	–W13	
1027	– " –	08 B08	09 A69	–W13	
1028	– " –	09 A69	22 P75	–W13	
1029	– " –	01 A33	02 A22	–W14	
1030	– " –	02 A22	06 B13	–W14	
1031	– " –	06 B13	07 A92	–W14	

1	2	3	4	5	6
1032	KYNAR	07 A92	08 B17	–W14	
1033	– " –	08 B17	09 B76	–W14	
1034	– " –	09 B76	22 P78	–W14	
1035	– " –	01 A32	02 A28	–W15	
1036	– " –	02 A28	06 B12	–W15	
1037	– " –	06 B12	07 A86	–W15	
1038	– " –	07 A86	08 B18	–W15	
1039	– " –	08 B18	09 A76	–W15	
1040	– " –	09 A76	22 P69	–W15	
1041	– " –	01 A75	06 B78	–W2	
1042	– " –	06 B78	07 B46	–W2	
1043	– " –	07 B46	08 B11	–W2	
1044	– " –	08 B11	09 B32	–W2	
1045	– " –	09 B32	22 P61	–W2	
1046	– " –	01 A74	06 B77	–W3	
1047	– " –	06 B77	07 A43	–W3	
1048	– " –	07 A43	08 B10	–W3	
1049	– " –	08 B10	09 B35	–W3	
1050	– " –	09 B35	22 P57	–W3	
1051	– " –	01 B74	06 B09	–W4	
1052	– " –	06 B09	07 B45	–W4	
1053	– " –	07 B45	08 B22	–W4	
1054	– " –	08 B22	09 A28	–W4	
1055	– " –	09 A28	22 P71	–W4	
1056	– " –	01 A76	06 B08	–W5	
1057	– " –	06 B08	07 A48	–W5	
1058	– " –	07 A48	08 B24	–W5	
1059	– " –	08 B24	09 B39	–W5	
1060	– " –	09 B39	22 P67	–W5	
1061	– " –	01 A52	06 B35	–W6	
1062	– " –	06 B35	07 A55	–W6	
1063	– " –	07 A55	08 B25	–W6	
1064	– " –	08 B25	09 A32	–W6	
1065	– " –	09 A32	22 P62	–W6	
1066	– " –	01 A53	06 A27	–W7	
1067	– " –	06 A27	07 A51	–W7	
1068	– " –	07 A51	08 B23	–W7	
1069	– " –	08 B23	09 B43	–W7	
1070	– " –	09 B43	22 P60	–W7	
1071	– " –	01 A49	02 A03	–W8	
1072	– " –	02 A03	06 A30	–W8	
1073	– " –	06 A30	07 A30	–W8	
1074	– " –	07 A30	08 B13	–W8	
1075	– " –	08 B13	09 B63	–W8	
1076	– " –	09 B63	22 P63	–W8	
1077	– " –	01 A47	02 A04	–W9	
1078	– " –	02 A04	06 A29	–W9	
1079	– " –	06 A29	07 B20	–W9	
1080	– " –	07 B20	08 B19	–W9	
1081	– " –	08 B19	09 A60	–W9	
1082	– " –	09 A60	22 P77	–W9	
1083	– " –	04 A25	05 B65	–WA	
1084	– " –	05 B65	06 A63	–WA	
1085	– " –	06 A63	08 B94	–WA	

1	2	3	4	5	6
1086	KYNAR	05 A14	11 Y19	–WAIT	
1087	– " –	11 Y19	22 P22	–WAIT	
1088	– " –	12 Y63	14 Y59	–WB0*M	
1089	– " –	14 Y59	14 X63	–WB0*M	
1090	– " –	12 Y66	16 Y59	–WB1*M	
1091	– " –	16 Y59	16 X63	–WB1*M	
1092	– " –	12 Y61	18 Y59	–WB2*M	
1093	– " –	18 Y59	18 X63	–WB2*M	
1094	– " –	12 Y64	20 Y59	–WB3*M	
1095	– " –	20 Y59	20 X63	–WB3*M	
1096	– " –	02 A43	03 A13	–WC	
1097	– " –	04 B45	05 A81	–WE	
1098	– " –	05 A81	06 A65	–WE	
1099	– " –	12 Y45	14 X64	–WJ0*M	
1100	– " –	12 Y24	16 X64	–WJ1*M	
1101	– " –	12 Y27	18 X64	–WJ2*M	
1102	– " –	12 Y26	20 X64	–WJ3*M	
1103	– " –	04 A45	05 B61	–WM	
1104	– " –	05 B61	06 A38	–WM	
1105	– " –	12 X50	14 X50	–W0*M	
1106	– " –	04 B21	05 B60	–WP	
1107	– " –	05 B60	06 A37	–WP	
1108	– " –	05 B78	06 A58	–WPB	
1109	– " –	04 B42	05 B66	–WR	
1110	– " –	05 B66	06 A60	–WR	
1111	– " –	02 B65	03 B25	–WS	
1112	– " –	04 A44	05 B62	–WW	
1113	– " –	05 B62	06 B60	–WW	
1114	– " –	04 A71	05 A15	–WX	
1115	– " –	05 A15	06 A64	–WX	
1116	– " –	06 A64	07 B93	–WX	
1117	– " –	07 B93	09 B12	–WX	
1118	– " –	12 Y73	14 X52	–WZ*M	
1119	– " –	04 A42	05 B50	–WZ	
1120	– " –	05 B50	06 A66	–WZ	
1121	– " –	05 A09	07 A58	–XI*	
1122	– " –	12 Y70	14 X36	–X0*M	
1123	– " –	12 X44	14 X34	–XYZ*M	
1124	– " –	12 X09	14 X38	–Y0*M	
1125	– " –	05 A84	06 B20	–ZB*	
1126	– " –	07 B51	22 P18	–ZEGAR	
1127	– " –	04 A73	08 A89	–ZER*SP	
1128	– " –	07 B04	08 A52	–ZER	
1129	– " –	04 B85	07 B03	–ZERZ	
1130	– " –	09 W28	10 W53	–ZGP	
1131	– " –	11 Y21	23 Z51	–ZOFF	
1132	– " –	23 Z51	24 R51	–ZOFF	
1133	– " –	01 A91	03 A61	–ZPA	
1134	– " –	01 A88	03 A63	–ZPB	
1135	– " –	10 A57	11 Y78	–ZW1	
1136	– " –	04 A85	11 Y40	–ZW4	
1137	– " –	10 A84	11 Y30	–ZZ1	
1138	– " –	09 W38	11 Y31	–ZZ3	
1139	– " –	05 A59	11 Y22	–ZZ4	

1	2	3	4	5	6
1140	KYNAR	02 A66	03 A31	–NZ	
1141	– " –	10 A65	11 X62	–DAD0	
1142	– " –	10 A66	11 X59	–DAD1	
1143	– " –	10 A82	11 X79	–DAD12	
1144	– " –	10 A83	11 X77	–DAD13	
1145	– " –	10 A86	11 Y29	–DAD14	
1146	– " –	10 A87	11 Y11	–DAD15	
1147	– " –	10 A67	11 X72	–DAD2	
1148	– " –	10 A68	11 X80	–DAD3	
1149	– " –	10 A69	11 X71	–DAD4	
1150	– " –	10 A70	11 X74	–DAD5	
1151	– " –	10 A34	11 Y13	–DNB0	
1152	– " –	10 A35	11 Y10	–DNB1	
1153	– " –	10 A36	11 Y08	–DNB2	
1154	– " –	10 A25	11 Y09	–DNB3	
1155	– " –	10 A20	11 X06	–DW	
1156	– " –	10 A12	11 X20	–REN	
1157	– " –	10 A13	11 X21	–RPE	
1158	– " –	23 Z81	22 P38	+ST1	
1159	– " –	23 Z79	22 P14	+ST2	
1160	– " –	14 Y66	14 Y77	+UR1	
1161	– " –	18 Y66	18 Y77	+UR1	
1162	– " –	16 Y66	16 Y77	+UR1	
1163	– " –	20 Y66	20 Y77	+UR1	
1164	– " –	23 Z02	01 W05	–5V	
1165	TLY1x0,20 mm	24 Z49	11 X83	+15V	
1166	– " –	11 X83	11 X84	+15V	
1167	KYNAR	07 B48	11 X22	–RPA	
1168	– " –	01 W81	02 W81	+15V	
1169	– " –	02 W81	03 W81	+15V	
1170	– " –	03 W81	04 W81	+15V	
1171	– " –	04 W81	05 W81	+15V	
1172	– " –	05 W81	06 W81	+15V	
1173	– " –	06 W81	07 W81	+15V	
1174	– " –	07 W81	08 W81	+15V	
1175	TLY1x0,20 mm	23 Z18	01 W81	+15V	
1176	KYNAR	06 B38	08 B54	–KI	
1177	KYNAR	06 B60	08 A12	–WW	

TABELA POŁĄCZEŃ MODUŁU MJC–400Pp Z PAMIĘCIĄ PÓŁPRZEWODNIKOWĄ

(Połączenia dodatkowe)

Nr połączenia	Typ przewodu	Połączenie		Nazwa sygnału	Uwagi
		Skąd	Dokąd		
1	2	3	4	5	6
1.	KYNAR 0,25	09W80	11W78	–CLM	
2.	KYNAR 0,25	09W03	11W18	–RAD0	
3.	KYNAR 0,25	09W05	11W16	–RAD1	
4.	KYNAR 0,25	09W37	11W38	–RAD10	
5.	KYNAR 0,25	09W18	11W52	–RAD11	
6.	KYNAR 0,25	09W17	11W46	–RAD12	
7.	KYNAR 0,25	09W36	11W50	–RAD13	
8.	KYNAR 0,25	09W13	11W54	–RAD14	
9.	KYNAR 0,25	09W81	11W44	–RAD15	
10.	KYNAR 0,25	09W42	11W30	–RAD2	
11.	KYNAR 0,25	09W44	11W20	–RAD3	
12.	KYNAR 0,25	09W26	11W36	–RAD8	
13.	KYNAR 0,25	09W39	11W40	–RAD9	
14.	KYNAR 0,25	10W12	11W12	–RDT0	
15.	KYNAR 0,25	10W11	11W10	–RDT1	
16.	KYNAR 0,25	10W13	11W9	–RDT2	
17.	KYNAR 0,25	10W10	11W07	–RTD3	
18.	KYNAR 0,25	10W67	11W22	–RDT12	
19.	KYNAR 0,25	10W70	11W24	–RDT13	
20.	KYNAR 0,25	10W65	11W08	–RDT14	
21.	KYNAR 0,25	10W66	11W06	–RDT15	
22.	KYNAR 0,25	08W27	11W76	–RNB0	
23.	KYNAR 0,25	08W29	11W77	–RNB1	
24.	KYNAR 0,25	08W31	11W79	–RNB2	
25.	KYNAR 0,25	08W33	11W80	–RNB3	
26.	KYNAR 0,25	11W14	12x25	+SP	
27.	KYNAR 0,25	11W56	12x05	+CYKL	
28.	KYNAR 0,25	11W68	12Y73	–AS0	
29.	KYNAR 0,25	11W70	12Y69	–AS1	
30.	KYNAR 0,25	12x27	11W72	–ZGD	
31.	KYNAR 0,25	11W75	12x20	–RQB	
32.	KYNAR 0,25	11W74	12x28	–WN	
33.	KYNAR 0,25	11W32	18x01	–OBJ *	
34.	KYNAR 0,25	11W34	20x01	–OBJ **	
35.	KYNAR 0,25	11W34	18x64	–WJ *	
36.	KYNAR 0,25	11W48	20x64	–WJ **	
37.	KYNAR 0,25	14Y84	12Y79	–5V	

1	2	3	4	5	6
38.	KYNAR 0,25	12Y79	14Y81	–5V	
39.	KYNAR 0,25	14X84	12X83	+12V	
40.	KYNAR 0,25	12X83	14X81	+12V	
41.	KYNAR 0,25	14X06	12X62	+5V *	
42.	KYNAR 0,25	12X62	14X07	+5V *	
43.	KYNAR 0,25	14X08	12X64	+5V *	
44.	KYNAR 0,25	12X64	14X09	+5V*	
45.	KYNAR 0,25	25D62	24R11	PZ5/11	
46.	KYNAR 0,25	25D65	24R10	PZ5/10	
47.	KYNAR 0,25	25D54	24R07	PZ5/8	
48.	KYNAR 0,25	25D52	24R06	PZ5/9	
49.	TLY 1 x 0,20mm^2	Z50	11X83	+15V	Istniejąca połączenie do 25D68 usunąć
50.	KYNAR 0,25	25D68	14X09	+5V *	