


Service - Information

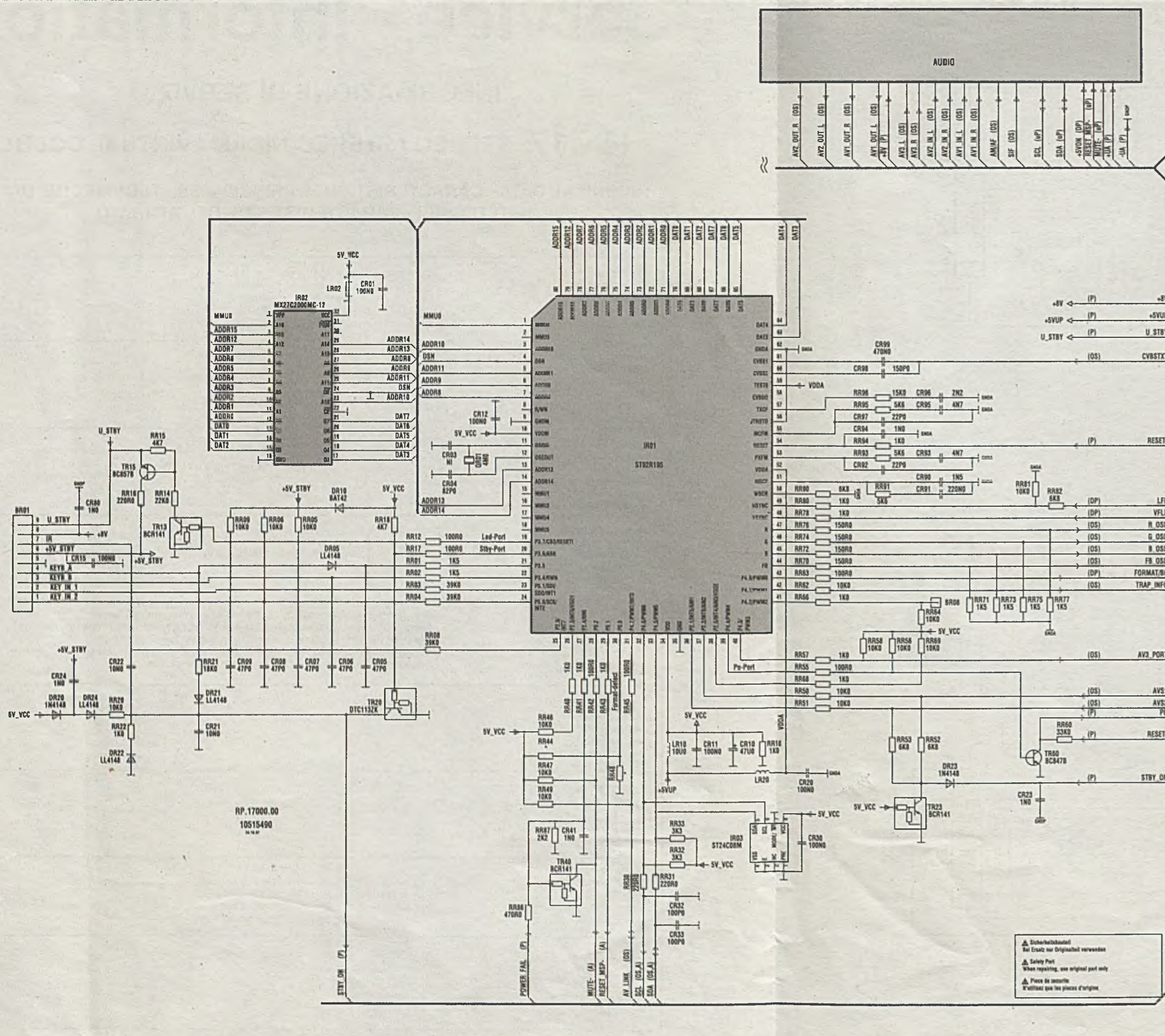
INFORMAZIONE DI SERVIZIO

ICC17 STEREO / STEREO NICAM / VIRTUAL DOLBY

TECHNICAL DATA - CARACTERISTIQUES PRINCIPALES - TECHNISCHE DATEN DATI TECNICI - CARACTERISTICAS DEL APARATO

| | | |
|--|---|---|
| Type of set : Type d'appareil : Geräteart : tipo d'apparecchio : Tipo de aparato : | Color receiver with 99+3AV program control. Récepteur couleur à télécommande 99+3AV programmes. Farbfernseher mit 99+3AV Programmplätzen. ricevitore a colori con telecomando 99+3AV programmi. Receptor color con mando 99+3AV programas. | |
| Standards received : Standards reçus : Empfangs - Standard : standard ricevuti : Recepción : | Standard Norme Norm norma Norma | } LL'BGH, DKK', I |
| Sound : Audio : Ton : Audio : Audio : | STEREO / STEREO NICAM / VIRTUAL DOLBY | |
| Colour decoding system : Système de décodage couleur : Farbsystem : sistema di decodifica colore : Sistema de decodificación color : | | } PAL, SECAM, NTSC (AV) |
| Channel selection : Sélection des programmes : Programmwahl : selezione del programmi : Selección de los programas : | Selection of 99+AV programs by remote control with frequency synthesis. Sélection des 99+AV programmes par télécommande à synthèse de fréquence. Wahl der 99+AV programme über Fernbedienung mit Frequenzsynthese. selezione del 99+AV programmi con telecomando a sintesi di frequenza. Selección de 99+AV programas por telemando síntesis de frecuencia. | |
| Cathode ray tube 110 ° : Tube cathodique 110 ° : Bildröhre 110 ° : tubo catodico 110 ° : Tubo catódico 110 ° : | 25", 28", 29", 33" | |
|  | Z = 8 Ω mini | |
| Sound power : Puissance du son : Ausgangsleistung : potenza del suono : Potencia del sonido : | 2X10 W 8Ω | for 10 % distortion. pour une distorsion de 10 %. Klirrfaktor 10 %. per una distorsione del 10 %. para una distorsion del 10 %. |
| Power supply : Alimentation : Stromversorgung : alimentazione : Alimentación : | 220 / 240 V - 50 Hz | |

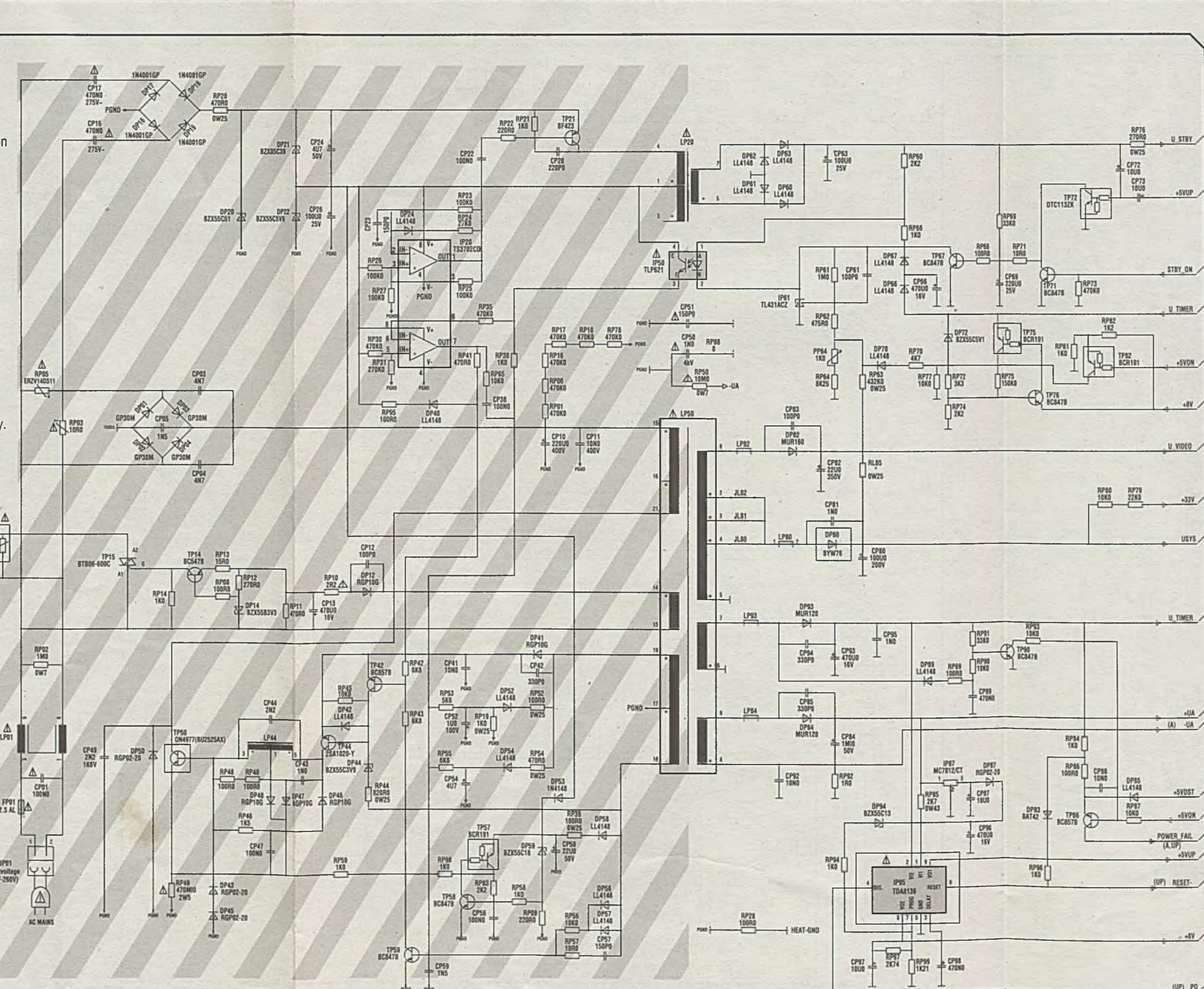
The description and characteristics given here are of informative significance only, and non committal. To keep up the high quality of our products, we reserve the right to make any changes or improvement without previous notice. • Les descriptions et caractéristiques figurant sur ce document sont données à titre d'information et non d'engagement. En effet, soucieux de la qualité de nos produits, nous nous réservons le droit d'effectuer, sans préavis, toute modification ou amélioration. • Die Beschreibungen und Daten in dieser Anleitung dienen nur zur Information und sind nicht bindend. Um die Qualität unserer Produkte ständig zu verbessern, behalten wir uns das Recht auf Änderungen vor. • Le descrizioni e le caratteristiche date su questo documento sono fornite a semplice titolo informativo e senza impegno. Ci riserviamo il diritto di eseguirle, senza preavviso, qualsiasi modifica o miglioramento. • Las descripciones y características que figuran en este documento se dan a título de información y no de compromiso. En efecto, en bien de la calidad de nuestros productos, nos reservamos el derecho de efectuar, sin previo aviso, cualquier modificación o mejora.



Note :
 During measurements in the power supply unit
 - Use the primary power unit ground (PGND)
Attention :
 Mesure dans le bloc alimentation
 - Utiliser la masse du bloc alimentation (PGND)
Achtung :
 Bei Messungen im Primärnetzteil
 - Primärnetzteilmasse verwenden (PGND)
Attenzione :
 misura nell'alimentatore primario
 - usare massa alimentazione primario (PGND)
Cuidado :
 Medida en el bloque de alimentación
 - Utilizar la masa del bloque de alimentación (PGND)

Part of board connected to mains supply.
 Partie du châssis reliée au secteur.
 Primärseite des Netzteils.
 Parte dello chassis collegata alla rete.
 Parte del chassis conectar a la red.

Use isolating mains transformer - Utiliser un transformateur isolateur du secteur - Einen Trenntrafo verwenden - Utilizzare un trasformador aislador de red - Utilizzare un transformatore per isolarvi dalla rete



Indicates critical safety components, and identical components should be used for replacement. Only then can the operational safety be guaranteed.

Le remplacement des éléments de sécurité (repérés avec le symbole) par des composants non homologués selon la Norme CEI 65 entraîne la non-conformité de l'appareil. Dans ce cas, la responsabilité du fabricant n'est plus engagée.

Wenn Sicherheitssteile (mit dem Symbol gekennzeichnet) durch nicht normgerechte Teile ersetzt werden, erlischt die Haftung des Herstellers.

La sostituzione degli elementi di sicurezza (marcati con il segno) con componenti non omologati secondo la norma CEI 65 comporta la non conformità dell'apparecchio. In tal caso è "esclusa la responsabilità" del costruttore.

La substitución de elementos de seguridad (marcados con el símbolo) por componentes no homologados según la norma CEI 65, provoca la no conformidad del aparato. En ese caso, el fabricante cesa de ser responsable.

| TV ASY 580123X16 (A) D0 | TV ASY 581233X19 (A) D3 | TV ASY 582023X19 (A) D0 | TV ASY 583023X19 (A) D0 |
|-----------------------------|-----------------------------------|-----------------------------------|-----------------------------------|
| 10575800 TV P80 CT 17002 26 | 10555770 TV P80 CT 17035 26 | 10516520 TV P80 CT 17071 26 | 10516530 TV P80 CT 17083 26 |
| CL21 1622F ±3.5% -3.5% 1K6V | CL21 1622F ±3.5% -3.5% 1K6V | CL21 1622F ±3.5% -3.5% 1K6V | CL21 1622F ±3.5% -3.5% 1K6V |
| CL22 30N0F ±5% -5% 400 0V | CL22 30N0F ±5% -5% 400 0V | CL22 30N0F ±5% -5% 400 0V | CL22 30N0F ±5% -5% 400 0V |
| CL24 560N0F ±5% -5% 250 0V | CL24 440N0F ±5% -5% 250 0V | CL24 440N0F ±5% -5% 250 0V | CL24 440N0F ±5% -5% 250 0V |
| CL41 100P0F ±10% -10% 50 0V | CL41 100P0F ±10% -10% 50 0V | CL41 100P0F ±10% -10% 50 0V | CL41 100P0F ±10% -10% 50 0V |
| CL48 100P0F ±10% -10% 50 0V | CL48 100P0F ±10% -10% 50 0V | CL48 100P0F ±10% -10% 50 0V | CL48 100P0F ±10% -10% 50 0V |
| DL48 D-SLF BAV163 200 0V | DL71 D-ZENER BZX55C24 24V 500M10W | DL71 D-ZENER BZX55C24 24V 500M10W | DL71 D-ZENER BZX55C24 24V 500M10W |
| JL60 WIREBARE 22 | JL60 WIREBARE 22 | JL60 WIREBARE 22 | JL60 WIREBARE 22 |
| JL81 0 OHM ±1% 1000M10W | JL81 0 OHM ±1% 1000M10W | JL81 0 OHM ±1% 1000M10W | JL81 0 OHM ±1% 1000M10W |
| LF 650UH ±5% -5% 250 0V | LF 650UH ±5% -5% 250 0V | LF 650UH ±5% -5% 250 0V | LF 650UH ±5% -5% 250 0V |
| LF 281UH ±10% | LF 281UH ±10% | LF 281UH ±10% | LF 281UH ±10% |
| LF 180UH ±7% -7% | LF 180UH ±7% -7% | LF 180UH ±7% -7% | LF 180UH ±7% -7% |
| LF 320UH ±4% -4% | LF 320UH ±4% -4% | LF 320UH ±4% -4% | LF 320UH ±4% -4% |
| LF 500UH ±5% -5% | LF 500UH ±5% -5% 250 0V | LF 500UH ±5% -5% 250 0V | LF 500UH ±5% -5% 250 0V |
| LF 850UH ±5% -5% | LF 850UH ±5% -5% 250 0V | LF 850UH ±5% -5% 250 0V | LF 850UH ±5% -5% 250 0V |
| LF 320UH ±4% -4% | LF 320UH ±4% -4% | LF 320UH ±4% -4% | LF 320UH ±4% -4% |
| LF 281UH ±10% | LF 281UH ±10% | LF 281UH ±10% | LF 281UH ±10% |
| LF 180UH ±7% -7% | LF 180UH ±7% -7% | LF 180UH ±7% -7% | LF 180UH ±7% -7% |
| LF 320UH ±4% -4% | LF 320UH ±4% -4% | LF 320UH ±4% -4% | LF 320UH ±4% -4% |
| LF 500UH ±5% -5% | LF 500UH ±5% -5% 250 0V | LF 500UH ±5% -5% 250 0V | LF 500UH ±5% -5% 250 0V |
| LF 850UH ±5% -5% | LF 850UH ±5% -5% 250 0V | LF 850UH ±5% -5% 250 0V | LF 850UH ±5% -5% 250 0V |
| LF 320UH ±4% -4% | LF 320UH ±4% -4% | LF 320UH ±4% -4% | LF 320UH ±4% -4% |
| LF 281UH ±10% | LF 281UH ±10% | LF 281UH ±10% | LF 281UH ±10% |
| LF 180UH ±7% -7% | LF 180UH ±7% -7% | LF 180UH ±7% -7% | LF 180UH ±7% -7% |
| LF 320UH ±4% -4% | LF 320UH ±4% -4% | LF 320UH ±4% -4% | LF 320UH ±4% -4% |
| LF 500UH ±5% -5% | LF 500UH ±5% -5% 250 0V | LF 500UH ±5% -5% 250 0V | LF 500UH ±5% -5% 250 0V |
| LF 850UH ±5% -5% | LF 850UH ±5% -5% 250 0V | LF 850UH ±5% -5% 250 0V | LF 850UH ±5% -5% 250 0V |
| LF 320UH ±4% -4% | LF 320UH ±4% -4% | LF 320UH ±4% -4% | LF 320UH ±4% -4% |
| LF 281UH ±10% | LF 281UH ±10% | LF 281UH ±10% | LF 281UH ±10% |
| LF 180UH ±7% -7% | LF 180UH ±7% -7% | LF 180UH ±7% -7% | LF 180UH ±7% -7% |
| LF 320UH ±4% -4% | LF 320UH ±4% -4% | LF 320UH ±4% -4% | LF 320UH ±4% -4% |
| LF 500UH ±5% -5% | LF 500UH ±5% -5% 250 0V | LF 500UH ±5% -5% 250 0V | LF 500UH ±5% -5% 250 0V |
| LF 850UH ±5% -5% | LF 850UH ±5% -5% 250 0V | LF 850UH ±5% -5% 250 0V | LF 850UH ±5% -5% 250 0V |
| LF 320UH ±4% -4% | LF 320UH ±4% -4% | LF 320UH ±4% -4% | LF 320UH ±4% -4% |
| LF 281UH ±10% | LF 281UH ±10% | LF 281UH ±10% | LF 281UH ±10% |
| LF 180UH ±7% -7% | LF 180UH ±7% -7% | LF 180UH ±7% -7% | LF 180UH ±7% -7% |
| LF 320UH ±4% -4% | LF 320UH ±4% -4% | LF 320UH ±4% -4% | LF 320UH ±4% -4% |
| LF 500UH ±5% -5% | LF 500UH ±5% -5% 250 0V | LF 500UH ±5% -5% 250 0V | LF 500UH ±5% -5% 250 0V |
| LF 850UH ±5% -5% | LF 850UH ±5% -5% 250 0V | LF 850UH ±5% -5% 250 0V | LF 850UH ±5% -5% 250 0V |
| LF 320UH ±4% -4% | LF 320UH ±4% -4% | LF 320UH ±4% -4% | LF 320UH ±4% -4% |
| LF 281UH ±10% | LF 281UH ±10% | LF 281UH ±10% | LF 281UH ±10% |
| LF 180UH ±7% -7% | LF 180UH ±7% -7% | LF 180UH ±7% -7% | LF 180UH ±7% -7% |
| LF 320UH ±4% -4% | LF 320UH ±4% -4% | LF 320UH ±4% -4% | LF 320UH ±4% -4% |
| LF 500UH ±5% -5% | LF 500UH ±5% -5% 250 0V | LF 500UH ±5% -5% 250 0V | LF 500UH ±5% -5% 250 0V |
| LF 850UH ±5% -5% | LF 850UH ±5% -5% 250 0V | LF 850UH ±5% -5% 250 0V | LF 850UH ±5% -5% 250 0V |
| LF 320UH ±4% -4% | LF 320UH ±4% -4% | LF 320UH ±4% -4% | LF 320UH ±4% -4% |
| LF 281UH ±10% | LF 281UH ±10% | LF 281UH ±10% | LF 281UH ±10% |
| LF 180UH ±7% -7% | LF 180UH ±7% -7% | LF 180UH ±7% -7% | LF 180UH ±7% -7% |
| LF 320UH ±4% -4% | LF 320UH ±4% -4% | LF 320UH ±4% -4% | LF 320UH ±4% -4% |
| LF 500UH ±5% -5% | LF 500UH ±5% -5% 250 0V | LF 500UH ±5% -5% 250 0V | LF 500UH ±5% -5% 250 0V |
| LF 850UH ±5% -5% | LF 850UH ±5% -5% 250 0V | LF 850UH ±5% -5% 250 0V | LF 850UH ±5% -5% 250 0V |
| LF 320UH ±4% -4% | LF 320UH ±4% -4% | LF 320UH ±4% -4% | LF 320UH ±4% -4% |
| LF 281UH ±10% | LF 281UH ±10% | LF 281UH ±10% | LF 281UH ±10% |
| LF 180UH ±7% -7% | LF 180UH ±7% -7% | LF 180UH ±7% -7% | LF 180UH ±7% -7% |
| LF 320UH ±4% -4% | LF 320UH ±4% -4% | LF 320UH ±4% -4% | LF 320UH ±4% -4% |
| LF 500UH ±5% -5% | LF 500UH ±5% -5% 250 0V | LF 500UH ±5% -5% 250 0V | LF 500UH ±5% -5% 250 0V |
| LF 850UH ±5% -5% | LF 850UH ±5% -5% 250 0V | LF 850UH ±5% -5% 250 0V | LF 850UH ±5% -5% 250 0V |
| LF 320UH ±4% -4% | LF 320UH ±4% -4% | LF 320UH ±4% -4% | LF 320UH ±4% -4% |
| LF 281UH ±10% | LF 281UH ±10% | LF 281UH ±10% | LF 281UH ±10% |
| LF 180UH ±7% -7% | LF 180UH ±7% -7% | LF 180UH ±7% -7% | LF 180UH ±7% -7% |
| LF 320UH ±4% -4% | LF 320UH ±4% -4% | LF 320UH ±4% -4% | LF 320UH ±4% -4% |
| LF 500UH ±5% -5% | LF 500UH ±5% -5% 250 0V | LF 500UH ±5% -5% 250 0V | LF 500UH ±5% -5% 250 0V |
| LF 850UH ±5% -5% | LF 850UH ±5% -5% 250 0V | LF 850UH ±5% -5% 250 0V | LF 850UH ±5% -5% 250 0V |
| LF 320UH ±4% -4% | LF 320UH ±4% -4% | LF 320UH ±4% -4% | LF 320UH ±4% -4% |
| LF 281UH ±10% | LF 281UH ±10% | LF 281UH ±10% | LF 281UH ±10% |
| LF 180UH ±7% -7% | LF 180UH ±7% -7% | LF 180UH ±7% -7% | LF 180UH ±7% -7% |
| LF 320UH ±4% -4% | LF 320UH ±4% -4% | LF 320UH ±4% -4% | LF 320UH ±4% -4% |
| LF 500UH ±5% -5% | LF 500UH ±5% -5% 250 0V | LF 500UH ±5% -5% 250 0V | LF 500UH ±5% -5% 250 0V |
| LF 850UH ±5% -5% | LF 850UH ±5% -5% 250 0V | LF 850UH ±5% -5% 250 0V | LF 850UH ±5% -5% 250 0V |
| LF 320UH ±4% -4% | LF 320UH ±4% -4% | LF 320UH ±4% -4% | LF 320UH ±4% -4% |
| LF 281UH ±10% | LF 281UH ±10% | LF 281UH ±10% | LF 281UH ±10% |
| LF 180UH ±7% -7% | LF 180UH ±7% -7% | LF 180UH ±7% -7% | LF 180UH ±7% -7% |
| LF 320UH ±4% -4% | LF 320UH ±4% -4% | LF 320UH ±4% -4% | LF 320UH ±4% -4% |
| LF 500UH ±5% -5% | LF 500UH ±5% -5% 250 0V | LF 500UH ±5% -5% 250 0V | LF 500UH ±5% -5% 250 0V |
| LF 850UH ±5% -5% | LF 850UH ±5% -5% 250 0V | LF 850UH ±5% -5% 250 0V | LF 850UH ±5% -5% 250 0V |
| LF 320UH ±4% -4% | LF 320UH ±4% -4% | LF 320UH ±4% -4% | LF 320UH ±4% -4% |
| LF 281UH ±10% | LF 281UH ±10% | LF 281UH ±10% | LF 281UH ±10% |
| LF 180UH ±7% -7% | LF 180UH ±7% -7% | LF 180UH ±7% -7% | LF 180UH ±7% -7% |
| LF 320UH ±4% -4% | LF 320UH ±4% -4% | LF 320UH ±4% -4% | LF 320UH ±4% -4% |
| LF 500UH ±5% -5% | LF 500UH ±5% -5% 250 0V | LF 500UH ±5% -5% 250 0V | LF 500UH ±5% -5% 250 0V |
| LF 850UH ±5% -5% | LF 850UH ±5% -5% 250 0V | LF 850UH ±5% -5% 250 0V | LF 850UH ±5% -5% 250 0V |
| LF 320UH ±4% -4% | LF 320UH ±4% -4% | LF 320UH ±4% -4% | LF 320UH ±4% -4% |
| LF 281UH ±10% | LF 281UH ±10% | LF 281UH ±10% | LF 281UH ±10% |
| LF 180UH ±7% -7% | LF 180UH ±7% -7% | LF 180UH ±7% -7% | LF 180UH ±7% -7% |
| LF 320UH ±4% -4% | LF 320UH ±4% -4% | LF 320UH ±4% -4% | LF 320UH ±4% -4% |
| LF 500UH ±5% -5% | LF 500UH ±5% -5% 250 0V | LF 500UH ±5% -5% 250 0V | LF 500UH ±5% -5% 250 0V |
| LF 850UH ±5% -5% | LF 850UH ±5% -5% 250 0V | LF 850UH ±5% -5% 250 0V | LF 850UH ±5% -5% 250 0V |
| LF 320UH ±4% -4% | LF 320UH ±4% -4% | LF 320UH ±4% -4% | LF 320UH ±4% -4% |
| LF 281UH ±10% | LF 281UH ±10% | LF 281UH ±10% | LF 281UH ±10% |
| LF 180UH ±7% -7% | LF 180UH ±7% -7% | LF 180UH ±7% -7% | LF 180UH ±7% -7% |
| LF 320UH ±4% -4% | LF 320UH ±4% -4% | LF 320UH ±4% -4% | LF 320UH ±4% -4% |
| LF 500UH ±5% -5% | LF 500UH ±5% -5% 250 0V | LF 500UH ±5% -5% 250 0V | LF 500UH ±5% -5% 250 0V |
| LF 850UH ±5% -5% | LF 850UH ±5% -5% 250 0V | LF 850UH ±5% -5% 250 0V | LF 850UH ±5% -5% 250 0V |
| LF 320UH ±4% -4% | LF 320UH ±4% -4% | LF 320UH ±4% -4% | LF 320UH ±4% -4% |
| LF 281UH ±10% | LF 281UH ±10% | LF 281UH ±10% | LF 281UH ±10% |
| LF 180UH ±7% -7% | LF 180UH ±7% -7% | LF 180UH ±7% -7% | LF 180UH ±7% -7% |
| LF 320UH ±4% -4% | LF 320UH ±4% -4% | LF 320UH ±4% -4% | LF 320UH ±4% -4% |
| LF 500UH ±5% -5% | LF 500UH ±5% -5% 250 0V | LF 500UH ±5% -5% 250 0V | LF 500UH ±5% -5% 250 0V |
| LF 850UH ±5% -5% | LF 850UH ±5% -5% 250 0V | LF 850UH ±5% -5% 250 0V | LF 850UH ±5% -5% 250 0V |
| LF 320UH ±4% -4% | LF 320UH ±4% -4% | LF 320UH ±4% -4% | LF 320UH ±4% -4% |
| LF 281UH ±10% | LF 281UH ±10% | LF 281UH ±10% | LF 281UH ±10% |
| LF 180UH ±7% -7% | LF 180UH ±7% -7% | LF 180UH ±7% -7% | LF 180UH ±7% -7% |
| LF 320UH ±4% -4% | LF 320UH ±4% -4% | LF 320UH ±4% -4% | LF 320UH ±4% -4% |
| LF 500UH ±5% -5% | LF 500UH ±5% -5% 250 0V | LF 500UH ±5% -5% 250 0V | LF 500UH ±5% -5% 250 0V |
| LF 850UH ±5% -5% | LF 850UH ±5% -5% 250 0V | LF 850UH ±5% -5% 250 0V | LF 850UH ±5% -5% 250 0V |
| LF 320UH ±4% -4% | LF 320UH ±4% -4% | LF 320UH ±4% -4% | LF 320UH ±4% -4% |
| LF 281UH ±10% | LF 281UH ±10% | LF 281UH ±10% | LF 281UH ±10% |
| LF 180UH ±7% -7% | LF 180UH ±7% -7% | LF 180UH ±7% -7% | LF 180UH ±7% -7% |
| LF 320UH ±4% -4% | LF 320UH ±4% -4% | LF 320UH ±4% -4% | LF 320UH ±4% -4% |
| LF 500UH ±5% -5% | LF 500UH ±5% -5% 250 0V | LF 500UH ±5% -5% 250 0V | LF 500UH ±5% -5% 250 0V |
| LF 850UH ±5% -5% | LF 850UH ±5% -5% 250 0V | LF 850UH ±5% -5% 250 0V | LF 850UH ±5% -5% 250 0V |
| LF 320UH ±4% -4% | LF 320UH ±4% -4% | LF 320UH ±4% -4% | LF 320UH ±4% -4% |
| LF 281UH ±10% | LF 281UH ±10% | LF 281UH ±10% | LF 281UH ±10% |
| LF 180UH ±7% -7% | LF 180UH ±7% -7% | LF 180UH ±7% -7% | LF 180UH ±7% -7% |
| LF 320UH ±4% -4% | LF 320UH ±4% -4% | LF 320UH ±4% -4% | LF 320UH ±4% -4% |
| LF 500UH ±5% -5% | LF 500UH ±5% -5% 250 0V | LF 500UH ±5% -5% 250 0V | LF 500UH ±5% -5% 250 0V |
| LF 850UH ±5% -5% | LF 850UH ±5% -5% 250 0V | LF 850UH ±5% -5% 250 0V | LF 850UH ±5% -5% 250 0V |
| LF 320UH ±4% -4% | LF 320UH ±4% -4% | LF 320UH ±4% -4% | LF 320UH ±4% -4% |
| LF 281UH ±10% | LF 281UH ±10% | LF 281UH ±10% | LF 281UH ±10% |
| LF 180UH ±7% -7% | LF 180UH ±7% -7% | LF 180UH ±7% -7% | LF 180UH ±7% -7% |
| LF 320UH ±4% -4% | LF 320UH ±4% -4% | LF 320UH ±4% -4% | LF 320UH ±4% -4% |
| LF 500UH ±5% -5% | LF 500UH ±5% -5% 250 0V | LF 500UH ±5% -5% 250 0V | LF 500UH ±5% -5% 250 0V |
| LF 850UH ±5% -5% | LF 850UH ±5% -5% 250 0V | LF 850UH ±5% -5% 250 0V | LF 850UH ±5% -5% 250 0V |
| LF 320UH ±4% -4% | LF 320UH ±4% -4% | LF 320UH ±4% -4% | LF 320UH ±4% -4% |
| LF 281UH ±10% | LF 281UH ±10% | LF 281UH ±10% | LF 281UH ±10% |
| LF 180UH ±7% -7% | LF 180UH ±7% -7% | LF 180UH ±7% -7% | LF 180UH ±7% -7% |
| LF 320UH ±4% -4% | LF 320UH ±4% -4% | LF 320UH ±4% -4% | LF 320UH ±4% -4% |
| LF 500UH ±5% -5% | LF 500UH ±5% -5% 250 0V | LF 500UH ±5% -5% 250 0V | LF 500UH ±5% -5% 250 0V |
| LF 850UH ±5% -5% | LF 850UH ±5% -5% 250 0V | LF 850UH ±5% -5% 250 0V | LF 850UH ±5% -5% 250 0V |
| LF 320UH ±4% -4% | LF 320UH ±4% -4% | LF 320UH ±4% -4% | LF 320UH ±4% -4% |
| LF 281UH ±10% | LF 281UH ±10% | LF 281UH ±10% | LF 281UH ±10% |
| LF 180UH ±7% -7% | LF 180UH ±7% -7% | LF 180UH ±7% -7% | LF 180UH ±7% -7% |
| LF 320UH ±4% -4% | LF 320UH ±4% -4% | LF 320UH ±4% -4% | LF 320UH ±4% -4% |
| LF 500UH ±5% -5% | LF 500UH ±5% -5% 250 0V | | |

